



ARISTO-CRAFT INSIDER

TM

VOL. 20 - NO. 6

NOVEMBER-DECEMBER 2012

THE REVOLUTION CONTINUES ITS SUCCESS STREAK

We get calls every day from satisfied users and almost as frequently from dissatisfied users of other systems. The Revolution Train Engineer control system was built to provide remote control for the everyday user but with easy-to-use controls. All functions are shown on a screen, not a manual, and all settings choices are on the screen as well.

We chose radio control, as compared to an electricity current overlaid with commands, to eliminate potential problems with signals interrupted by dirty track and broken electrical connections on outdoor track layouts. We had the technology to do this by having a premiere RF engineer on staff that made our radios for plane models and previously for Hitec. Of course there are those that have perfect track and are in climates that do not have to go through winter upheavals, but more of the country has to deal with Mother Nature's worst.

The Revolution was a success from day one and we are making another large production run that will be here by the first week in October 2012.

We took some time to redo the keypad due to an occasional complaint, added screws to the body to stop opening of the case when dropped, changed the heat sink to stop it from touching the PCB board components, and kept the best of the rest. We will add an



(Continued on page 2)

THE REVOLUTION CONTINUES ITS SUCCESS STREAK

(Continued from Page 1)

optional fan for those running in desert-style heat without airflow into the engine during summer seasons. We have made screw-in terminals available now on adaptor boards for locos that do not have an NMRA port and made the board more self-supportable.

We've added a great generic diesel sound and will shortly have a steam sound that can be downloaded from the Internet along with future upgrades to the transmitter software itself. This will be done wirelessly directly from a computer port to the transmitter or loco of choice and these update boards will be in stock shortly.

Our next step will be for a basic version that will give simple

controls for usage indoors and with H.O. and O Gauge locomotives. We will eliminate the expensive display screen and use a new chip in 2.4 Ghz but with less memory. However, we will allow for 999 locomotive memory and some other features that can be programmed without a screen.

We will continue to work on the Revolution features and welcome written requests that we can now accomplish without having the transmitters sent back to us for updates. We are making a push into Europe and this will now allow our European fellow hobbyists to have the latest and greatest over the Internet. This 2.4 Ghz frequency is universal in most every country in the world and hobbyists' worldwide can now participate in the fun.

The Revolution is a new approach imagined in-house and is not a reverse engineering of another product. It was thought through by a team of dedicated model train people and tried to cover the 90% of functions used by most people. While it's quite capable of doing even more, we have limited the functions for ease-of-use reasons.

Frankly, we rarely get complaints, and of the few we did receive, we have incorporated changes in the new 2013 version that eliminates them. It does what it says it will do and does so very well.

2012 YEAR IN REVIEW

Our track factory moved and is now set up in a brand-new facility. They had been in the same location for some 50 years and it was past time to modernize. A container of track will be arriving about the time of this newsletter's appearance and we are already ordering more.

The Dash 9 has a new wheel for the past year that allows it to meet NMRA standards and it will start to appear on all of our new delivery diesel locos. We have also redone our large steam locomotive wheels and they too will start to appear on new runs as well.



The Aristo-Craft 0-4-0 Locomotive got a redesigned gearbox in 2012.


The 0-4-0 has a new gear-box that is the same used in our larger locomotives and will allow this charming loco to be amongst the more reliable entry-level locos on the market.

Our smoke system has been modified to give it more smoke and a longer run. It's an upgrade, not a complete new concept, but we're looking into that, too.

(Continued on page 3)

ARISTO-CRAFT INSIDER

2012 YEAR IN REVIEW



The Aristo-Craft website got a big makeover in 2012.

(Continued from page 2)

The Revolution has had a series of upgrades and is detailed in another article in this newsletter. More on this later.

Our new website is working well with everyone receiving email confirmations and delivery notices as well as an invoice. We do intend to expand the informational aspect of the site next year, but we do reach a large marketplace with the use of Facebook and other social media. The merging of Aristo O-Gauge trains and our G-Gauge line is now in place and working well, and production of the former K-Line products has been upgraded and all-new packaging is in place.

We do continue to look for ways to upgrade our product each year and we will continue to do so as techniques in manufacturing

improve. Our bell-wether is Navin in repairs, who tells me that his workflow is a trickle compared to the days of our factory's fall from grace under prior management.

I promised to stay on while Scott took on the heavy lifting. My wife Maryann remains the controller and buyer while I help with the accounting and products. When I'm in Florida as a 'snowbird,' I Skype in daily as well as follow all of the e-mails. I am transitioning into full retirement soon. I want to thank all of you that have responded so well to purchasing from our new website and enjoying our products.

Our staff of Aixa in sales, Priya in billing, Jackie in bookkeeping, Sherry in shipping, John in the warehouse, Tony in the warehouse, JK in engineering, Mi-

chael J. in product management, Maryann in controlling and purchasing, and Scott in charge of it all are all busy and productive.

We're selling in Europe and elsewhere directly and in England through our longtime partner Bachmann. Our warehouse recently has all-new lighting and auto startup of zones when entered, a new sprinkler system, and a new marquee entranceway. We have had to cope with a slower marketplace as the average family has lost \$5,000 of income over the past few years and have not regained the value of their homes. Model railroading remains the best investment value for time spent, and 10,000 people retire each day and are open for a new hobby.

ARISTO-CRAFT INSIDER

ECLSTS UPDATE by Harry Hartman

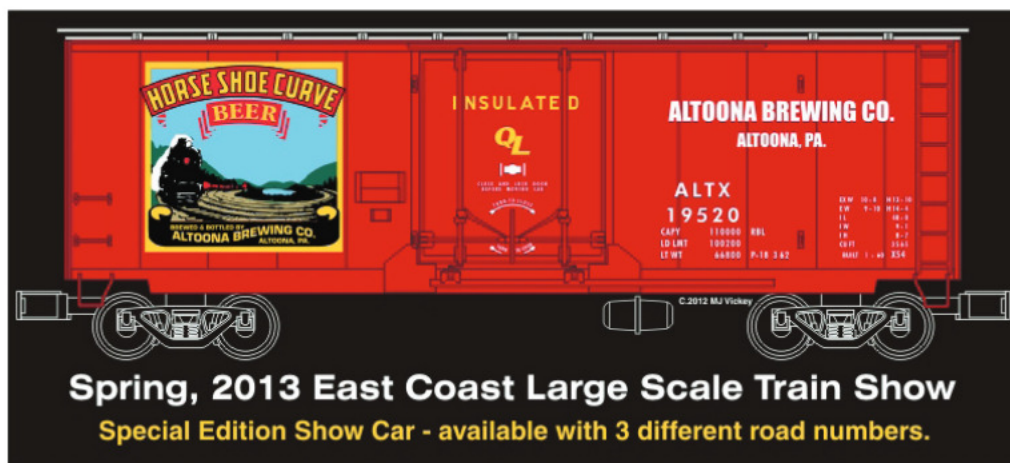
The East Coast Large Scale Train Show is moving right along. We have the club invitations sent out. About 1/2 of them are already back saying they are coming to the March 22nd and 23rd ECLSTS for 2013. We have three new clubs asking for space to display. We always like to give the clubs that have been there in the past the first choice. I always enjoy walking through the displays.

I just posted the information about the event hotel. We have signed a deal with the same hotel that we used last year. In signing the contract, they told me that the rate will stay the same for the 2013 show, but increases will be coming for the 2014 show. If you have not seen the information for the hotel, I will list it here:

Holiday Inn Conference Center of
York, Pennsylvania
ROUTE 74 & US 30
2000 Loucks Rd
YORK, PENNSYLVANIA 17408
Hotel Front Desk: 1-717-846-9500
\$89.00 for a double occupancy (plus taxes)

With this double occupancy you get a FULL HOT BREAKFAST. Many groups gather after the show at the hotel to exchange ideas and information about their displays.

New information about the show car has come in. The 2013 ECLSTS Show Car, the Horseshoe Curve Beer Plug-Door Boxcar, will come with plastic wheels and will cost \$60.00. I am fairly certain metal wheels will be available at the show, but if not, I have been told that there will be an order slip to purchase wheels at the show price and have them shipped after the show. I have not received a cost on the metal wheels yet. This is a very colorful car, and I feel it will sell out before the show is over. So,



as I always tell you, arrive early to the show to get your car (or cars). If you can't get there early, ask someone to pick it up for you. The show cars have always been a hit. As I said last time, I found some actual Horseshoe Curve beer cans on the internet and bought a couple to go with my cars.

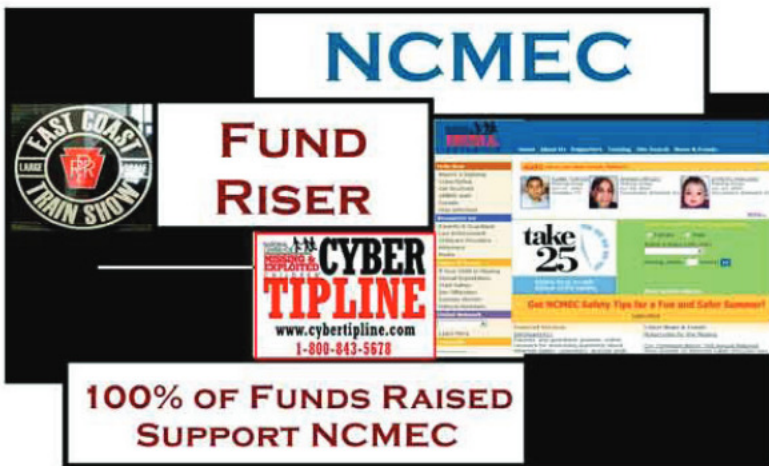
We are in the design stages for the 2013 show t-shirt., which will be another hit at the show. As I have said in the past, if you have a favorite vendor that you like to see at the show, make sure you contact them to see if they are going to be there. If they are not coming, encourage them to come. If you have a new vendor you would like to see display/sell at the 2013 ECLSTS, have them get ahold of me at jjproductions@atlanticbb.net

and we will send them the necessary information to get them started. If you know of someone that would like to present a seminar at the ECLSTS, have them get ahold of me, too. We are always looking for people to present topics at the shows.

I am sure I will have much more news for the next issue of the INSIDER. Since this is the November/December issue, I would like to wish you all a very Merry Christmas and Happy Holidays. Hope you enjoy some family time during Thanksgiving and Christmas, and maybe, just maybe, squeeze in some train running time, too! I am sure it will bring a smile to many at your house.



Craig Weaver's Circus Layout at the ECLSTS



NCMEC

FUND RISER

CYBER TIPLINE
www.cybertipline.com
1-800-843-5678

**100% OF FUNDS RAISED
SUPPORT NCMEC**

ORPHANED TRAINS RESCUE KIDS

G-RRs Recycle Rolling Stock
to Support
National Center for Missing & Exploited Children



Round Up Your Orphaned Trains

- ❑ If you've been in the hobby for a few years, you have a freight car or locomotive that's living an orphaned life. It's a shelf sitter, a storage hibernator, a dust magnet. These items no longer fit the focus of your G-RR. They remain sadly hidden in a dark corner, waiting for their chance to shine on a G-RR.
- ❑ Now you can put these Orphaned Trains to good use. Turn them into cash to support the work of the NCMEC



Orphaned Trains Rescue Kids

- ❑ Donate An Orphaned Item
 - Rolling Stock, Locomotive, Building, Unbuilt Kit, Figures, Track
- ❑ Take Advantage of Exceptional Bargains
- ❑ Join Our Annual ECLSTS Effort To Support Programs Like Amber Alert, Code Adam, 1-800-The-Lost, NETSmartz and Infant Abduction Prevention.

100 Donated Items Can Raise More Than \$1,000

- ❑ Bring Your Donation Item To The Fund Raising Table in The Main Lobby Inside The Show
- ❑ Fund Raiser Volunteers Will Accept & Log Your Donation.
- ❑ Each Item Will Be "BlowOut" Priced By The Volunteers and Placed For Sale On Our Tables
- ❑ Show Attendees Are Offered Exceptional Bargains
- ❑ All Items Will Be Sold
- ❑ 100% Of Sales Will Be Donated To NCMEC

The Small Print

- ❑ Item donations ONLY at the show, at any time during the show until Noon on Sat.
- ❑ We cannot offer donation tax documentation for \$ value of donated items
- ❑ Donated items in original boxes will have a higher selling price
- ❑ Cash and Checks (made out to NCMEC) only for purchases – no credit card purchases
- ❑ No item trading – donations and purchases only
- ❑ Beginning Sat 1PM – no reasonable offer refused.
- ❑ The goal is to raise cash donation to NCMEC. 100% of funds raised go directly to NCMEC.

ARISTO-CRAFT INSIDER

Throughout my 20+ years as a garden railroader, I have always seen digging a trough-type ditch as the best way to lay track and have water siphon down to the ground. I had a visitor here in Irvington last week that offered another look at laying track that has stood him well for many years.

He used concrete pavers to lay the track on and then back-fills with dirt to have a more realistic look. This method allows him to modify his layout at will whenever the garden look requires a change. He does use rail clamps, which makes changing or adding to the layout easier, but says the strong foundation of the concrete pavers allows for a less-work layout along with allowing future changes more easily.

Several pavers stacked to different heights can allow for terrain height adjustments, but trestles are still needed for larger height difference.

NEW IDEAS FOR LAYING TRACK: CONCRETE PAVERS

by Lewis Polk

Simpler is always the best and this method has stood the test of time for this railroader. The northern climates especially do better with a base that does not change with the expansion of the layout during the heaves of the winter season. This method seems to alleviate the need to adjust the layout each spring.

Concrete pavers may not be good for all, but in many circumstances, this is

a better way to create a layout.

P.S. I will be at the open house at my club in Florida December 15th if anyone wants to stop by and chat. This is the Tidewater and Atlantic club located in Tidewater Park in Southeast Florida. Their web site is <http://www.livesteamers.org/railroad-links>

EAST COAST LARGE SCALE TRAIN SHOW

March 22-23, 2013

YORK FAIRGROUNDS, YORK, PA

<http://www.largescaletrainshows.com>

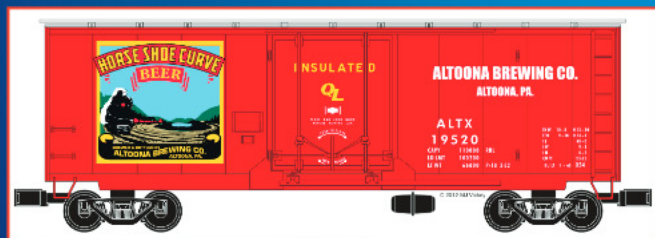
For GPS directions, use:

York Expo Center, 334 Carlisle Ave., York, PA 17404

ADMISSION: TWO-DAY TICKET
CHILDREN UNDER 12
ONE-DAY TICKET
CHILDREN UNDER 12
Two-Day Group (Club) Rates Available
\$15.00 for 25 or more tickets when purchased in advance.

ADULT - \$18
FREE
ADULT - \$10
FREE

HOURS: FRIDAY 9:00 A.M. TO 6:00 P.M.
SATURDAY 9:00 A.M. TO 4:00 P.M.



Special Edition 2013 ECLSTS 40' Plug Door Boxcar

* Show cars are available ONLY AT THE SHOW. There are NO mail orders or pre-orders for these show items. These items are of limited quantity and not guaranteed for all attendees.



MAJOR MANUFACTURERS AND RETAILERS
LOTS OF SEMINARS
THOUSANDS OF TRAINS
GREAT DEALS AND BARGAINS
FUN FOR KIDS AND ADULTS

JJ. Productions, P.O. Box 142,
Ridgeley, WV 26753
(908) 361-2117 jjproductions@atlanticbb.net
<http://www.largescaletrainshows.com>

ARISTO-CRAFT INSIDER

A Bit of History Part 5: The Aristo-Craft Railroad Club by Harry Hartman

Welcome back to our historical look at the Aristo-Craft Railroad Club Cars. In this installment, we will look at the 2000 Aristo Craft Railroad Club cars in 1/24th and 1/29th scales. As in all the previous years, your membership included your membership card, membership certificate, a 2000 Aristo-Craft catalog, and the car you purchased. You had to option to purchase the 1/24 club, the 1/29 club, or both. In 2000, each club car cost \$60.00. The gold membership included BOTH clubs. Your membership card and the hand-signed certificate did not indicate which club you were a member of. I was searching through my old issues of Garden Railroading and found the advertisement for the 2000 Aristo Craft Railroad Club. I have always thought the Aristo-Craft Railroad Club has been an excellent value for what you get.

The 1/24th scale club car was a snow plow. The 2000 offering continued the Track Maintenance Service. It came in the same grey color of the previous Track Maintenance Service with a bright yellow plow. This one was numbered A.R.C.X. 46799. A nice feature to this car was the working headlight. I have seen many YouTube videos of this snowplow in actual service on many outdoor displays. Engineers would push the snow out of the way and if it became bogged down, the engineers would back up and take another run for it to clear off their empires.

The 1/29th scale club's offering for 2000 was the Eggliner. It was painted in the Track Maintenance



The 2000 Aristo-Craft Club 1:24 Classic Line Snow Plow



The 2000 Aristo-Craft Club 1:29 Eggliner

grey. It too was labeled Track Maintenance Service. As you can see in the picture, it has a grey body with red strips through the windows and striped and lettered mostly in yellow. The Eggliner is always a 'crowd pleaser' and they look neat running on any display. I have seen them used on several narrow point-to-point displays. These Eggliners are a great way to get started in garden railroading in a small space, or even if you are not sure garden railroading is for you and just want to test the wa-

ters. Point-to-points, small circles, or small ovals make any of the eggliners a great place to start.

Next installment we will look at the 2001 club cars. The colors take a change and then paint designs start to approach more prototypical. 2001 was the first year for multiple road numbers with the club cars. It was also the year I messed up with my purchases, so tune in next issue as we continue our historical look at the Aristo Craft Railroad Club Cars.

ARISTO-CRAFT INSIDER

NEW ARRIVALS ON OR ABOUT 11-15-12

ART22726	EGGLINER CHRISTMAS WREATH
ART22727	EGGLINER SNOW FLAKE
ART23303	PCC TROLLEY MBTA BOSTON
ART23311	PCC TROLLEY SAN FRANCISCO RED
ART23322	PCC TROLLEY CHICAGO CSL
ART23318	PCC TROLLEY ST. LOUIS
P29366-B	PCC MOTOR BLACK COVER
P29366-E	PCC GEAR AND SHAFT ASSEMBLY
P29366-G	PCCGEAR SHAFT
P29366-K	PCC AXLE
P29366-L	PCCLARGE SPUR GEAR
P29366-N	PCC SPRING
P29366-P	PCC WHEEL
P29366-S	PCC BRAKE SHOE RH
P29366-38	PCC POLE SPRING
P29366-Y	PCC PLUG & WIRE HARNESS
P29366-57	PCC PILOT
P29366-C	PCCWHEEL AND AXLE ASSEMBLY
P29366-F	PCCGEAR SHAFT BUSHING
P29366-H	PCC WORM WHEEL
P29366-J	PCCSMALL SPUR GEAR
P29366-M	PCC AXLE BEARING
P29366-Q	PCC ELECTRICAL PICKUP
P29366-R	PCC BRAKE SHOW LH
P29366-T	PCC MAGNETIC BRAKE DETAIL LH
P29366-U	PCC MAGNETIC BRAKE DETAIL RH
P29366-V	PCC SCREW COVER PLATE
P29366-W	PCC SCREW ELECTRICAL PICKUP
P29366-X	PCC SCREW - BRAKE SHOE
P29366-D	PCC MOTOR
P223300-58	PCC MAIN CIRCUIT BOARD
P29351-15	PCC POWER PICKUP
P29351-16	PCC POWER PICKUP
P29351-18	PCC GEARED AXLE
P29351-34	PCCAIR HOSE
P29351-72	PCC FORWARD LADDER
P29351-07	PCC BUSHING FOR WORM SHAFT
P29351-13	PCC POWER PICKUP FRONT RIGHT
P29351-14	PCC POWER PICKUP FRONT LEFT
P29351-19	PCC WASHER FOR AXLE
P29351-DD	PCC MOTOR
P29351-KK	PCC TRUSS BALL BEARING
P22000-XX	FA-1 A FRAME RETAINER PLATE
P22000-73	FA-1 MID AND REAR LADDER
P22000-05	FA-1 LONG GRAB IRON
P22000-06	FA-1 SHORT GRAB IRON
P22000-21	FA-1 R.H. WINDSHIELD WIPER
P22000-22	FA-1 L.H. WINDSHIELD WIPER
P22000-31	FA-1 L.H. WINDSHIELD
P22000-32	FA-1 R.H. IWINDSHIELD
P22000-51	FA-1 HORN
P22000-52	FA-1 DOOR DIAGPHRAM

P80200-15	C-16 BELL HARP
P80200-19	C-16 POP VALVE
P80200-20	C-16 WHISTLE
P80200-24	C-16 BOILER HAND RAIL
P80200-32	C-16 MARKER LIGHT BULB
P80200-91	C-16 UPPER DRIVE PULLEY
P80200-92	C-16 HEAD LIGHT / COMPLETE
P80200-10	C-16 GRAB IRON
P80200-11	C-16 BRAKE WHEEL
P80200-12	C-16 BRAKE WHEEL POST
P80200-27	C-16 CIRCUIT BOARD
P80200-28	C-16 HEAT SINK
P80200-16	C-16 BELL HARP
P80200-94	C-16 MOTOR
P80200-77	C-16 FLANGED DRIVE WHEEL
P80200-78	C-16 BLIND DRIVE WHEEL
P80200-43	C-16 TRUSS RODS & STANCHIONS
P80200-44	C-16 TRUSS ROD STANCHION
P802-22-54	C-16 CIRCUIT BOARD AND CONTROL SWITCH
P80200-49	C-16 PILOT TRUCK
ART30030	U.S.A BRASS TRACK 12
ART12175	EURO BRASS SWITCH WIDE LEFT MANUAL
ART12176	EURO BRASS SWITCH WIDE RIGHT MANUAL
ART30194	U.S.A. BRASS 5' STRAIGHT (12)
ART30195	EURO BRASS 5' STRAIGHT (6)
ART30375	U.S.A.BRASS SIDING FOR 10 WIDE SWITCH
ART11005	FLEX RAIL 8' (12)
ART11060	EURO BRASS STRAIGHT 24 (12)
ART11070	EURO BRASS STRAIGHT 36 (12)
ART30090	U.S.A. BRASS STRAIGHT 36 (12)
ART30033B	U.S.A TRACK TIES (48)
ART11099	EURO BRASS STRAIGHT 5
ART11210	EURO BRASS SWITCH MANUAL LEFT
ART11800	EURO BRASS CURVED 10' DIAMETER CIRCLE
ART29111B	METAL WHEEL SET (4) BLACK
ART30060	U.S.A. BRASS TRACK STRAIGHT 24 (12)
ART20030	S.S. STRAIGHT TRACK 12 (12)
ART20060	S.S. STRAIGHT TRACK 24 (12)
ART20090	S.S. STRAIGHT TRACK 36' (12)
ART11090	EURO STRAIGHT TRACK 12 (12)
ART11910	SOCKET HEAD TRACK SCREW
ART12181	EURO CURVED TRACK 10' DIAMETER CIRCLE
ART30103B	TRACK TIES CURVED USA (48)
ART11140	EURO TRACK CURVED 20 CIRCLE
ART11145	EURO TRACK CURVED 31 CIRCLE
ART30040	CROSSING TRACK 19.5 DEGREE
ART30335	#6 PARALLEL ADAPTOR
ART30350	U.S.A. SWITCH MANUAL RIGHT
ART11930B	BRASS RAIL CLAMP BULK (100)

ARISTO-CRAFT INSIDER

ON-HAND LIST as of 10/25/2012

ART11000	12 STRAIGHT TRACK (12PCS)	ART22775C	EGG LINER - WREATH&SNOWFLAKE SET
ART11001	EURO TRACK 1/2 STRAIGHT (12)	ART22797	EGG LINER ANNUAL 2011
ART11101	EURO TRACK CURVE 1/2	ART22798	EGG LINER ANNUAL 2010
ART11103	EURO TRACK TIES CURVED	ART23005	DASH 9 ATSF
ART11103B	TRACK TIES CURVED -EURO	ART23006	DASH 9 NS
ART11205	SWITCH-REMOTE RIGHT	ART23010	DASH 9 UP FLAG
ART11297	MANUAL SWITCH MACHINE	ART23012	DASH 9 BNSF HERITAGE 1
ART11298	SWITCH MACHINE REM SLOW MOTION	ART23017	DASH 9 BNSF (SWOOSH)
ART11298B	SWITCH MACHINE REM SLOW BULK	ART23018	DASH 9 BR. COLUMBIA
ART11351	RE-RAILER W/ GAP & DIODES	ART23019	DASH 9 15TH CANADIAN NAT.
ART11500	CURVE TRACK MED 5' DIAM	ART23309	PCC TROLLEY BALTIMORE
ART11600	EURO CURVE TRACK LGE. 8' BRASS	ART23316	PCC TROLLEY CAPITAL TRANSIT
ART11805	EURO CURVED TRACK 16.5' BRASS	ART23317	PCC TROLLEY MINNEAPOLIS
ART11820	EURO CURVE TRACK 20' BRASS	ART23376S	PCC RWB PAT
ART11900	RAIL JOINERS(12PACK)BRASS	ART23376S2	PCC RWB PAT
ART11900B	TRACK RAIL JOINERS (50)	ART29098	FRT.TRUCK W/METAL WHEELS&BB
ART11901	RAIL JOINERS (4PACK) PLASTIC	ART29099	MODERN FREIGHT TRUCKS W/PL WHL
ART11902	TAP & DRILL SET 2MM FOR TRACK	ART29101	TRUCK-FREIGHT PLASTIC WHEELS
ART11903	WATERPROOF MICRO SWITCH (2)	ART29102	TRUCK-CABOOSE METAL WHEELS
ART11905	STATIONARY ROLLERS (4 PACK)	ART29104	PLASTIC WHEELS (2WHEEL SETS)
ART11906	TRACK GAUGE w/ LEVEL	ART29105	ROGERS LOCO METAL SML.WHL.SET
ART11911	RAIL TO TIE SCREWS (50)	ART29106A	ROGERS FRONT DRIVE WHEELS
ART11921	DUAL RAIL BENDER	ART29106B	ROGERS BACK DRIVE WHEELS
ART11940	RAIL CLAMP (10) SILVER PLTD.	ART29107	TRUCK-PSGR(WOOD)METAL WHEELS
ART11950	WIRE W/LUG FOR JOINERS (10)	ART29108	TRUCK-LONG TENDER (PAIR)
ART12091	EXT TRACK SET W/1 MAN SWITCH	ART29109	TRUCK-HWT.PSGR.(PAIR)
ART12101	ALUMINUM STRAIGHT 12	ART29111D	MTL WHLS - BLK 4 AXLE W/O HUB
ART12105	ALUMINUM RAIL 8' (12 PCS)	ART29112	SPRINGS-FREIGHT TRUCK(50PCS)
ART12111	ALUMINUM TRACK 4' CURVE	ART29113	SPRINGS-PASSENGER TRUCK
ART12160	ALUMINUM CROSSING 19.5 DEGREE	ART29114	SPRINGS-DIESEL TRUCK
ART12161	ALUMINUM CROSSING 30 DEGREE	ART29115	TRUCK-SLOPE TENDER (PAIR)
ART12162	ALUMINUM CROSSING 90 DEGREE	ART29117	TRUCK-PSGR. STRMLN
ART12180	ALUM. CURVE TRACK 8'	ART29118P	DIESEL BUSHING (PREVIOUS)
ART12181	ALUMINUM TRACK 10' CURVED	ART29119S	SPRINGS STREAMLINE SILVER
ART12190	ALUM. TRACK 72 ST FLEX (12PC)	ART29120	TRUCK-DELTON TO ARISTO (PR)
ART12199	ALUMINUM ST. TRACK 5'(12PCS)	ART29123B	BALL BEARING WHEELS 2 AXLES BL
ART12202	ROADBED - 5' CURVED	ART29130	METAL WHEEL REPLACEMENT
ART12203	ROADBED - 8' CURVED	ART29131	METAL DIESEL WHEEL W/TIRE
ART12204	ROADBED - 10' CURVED'	ART29132B	INNER GEAR BOX W/O WHEELS
ART12301B	GRID SHELF 15 X 24 BLACK	ART29134	COMMONWEALTH 6 AXLE TRUCK PR
ART12302B	GRID 1/4 ROUND CURVE BLACK	ART29138	SS WHEELS FOR 3-AXLE TRUCKS(4)
ART12303V	GRID INSIDE CORNER WHITE	ART29139	SS WHEELS FOR 2-AXLE TRUCKS(4)
ART12304	WALL BRACKET 15 BLACK	ART29140	BALL BEARINGS FOR MODERN FRT.
ART12305	GRID S HOOK FOR DOOR AREA	ART29196	COUPLER-KNUCKLE (1 PAIR) E-8
ART12306	GRID SUSPENSION HOOK 10	ART29197	COUPLER-KNUCKLE (1 PAIR) DASH 9
ART12307	GRID SUSPENSION HOOK 20	ART29198	KNUCKLE COUPLER (50 PR.s)
ART12310	SUSPENSION BAR 16 BLACK	ART29199	KNUCKLE COUPLER (6PR.)
ART12312	GRID BRACKET FOR TOWER 15	ART29200	COUPLER-KNUCKLE (1 PAIR)
ART12316	CEILING GRID CLIP	ART29201	COUPLER RS-3/LIL' CRITTER
ART12401	TRACK SUPPORT FLOWER TUB (6)	ART29202	HOOK & LOOP COUPLER 1 PAIR.
ART20031	USA STR. TRACK 1/2 S.S.	ART29203	HOOK & LOOP COUPLER 6 PR
ART2008CLUB	CLUB FEE FOR 2008	ART29205	COUPLER-KNUCKLE (PR) SD-45
ART20100	SS CURVE TRACK 4'	ART29206	KNUCKLE COUPLER FA (2) NEW
ART20110	SS CURVE TRACK 5'	ART29300	SMOKE STACK(OPERATING)
ART20117	SS CURVE TRACK 9'	ART29301	SMOKE STACK(OPG)STV/PSG.CAB.
ART20120	SS CURVE TRACK 10'	ART29302	SMOKE STACK(OPG)ROGERS LOCO
ART20121	SS CURVE TRACK 11.5'	ART29304	SMOKE STACK(OPG)PSGR. WOOD
ART20124	SS CURVE 15' DIAM.	ART29306	SMOKE UNIT-STEAM LOCO 0-4-0
ART20125	SS CURVE TRACK 20' DIAM	ART29309	SMOKE UNIT-LOCO RS-3
ART20380	SS SWITCH WIDE MANUAL LEFT USA	ART29311	SMOKE UNIT SD-45
ART20400	SS CROSSING 19.5	ART29313	SMOKE UNIT PARTS
ART20405	SS CROSSING 30 DEGREE	ART29352	UNIVERSAL FOR PACIFIC 6 PACK
ART20410	SS CROSSING 90 DEGREE	ART29353	UNIVERSAL ASSEMBLY FOR FA-1
ART20600	2-8-0 CONSOLIDATION UNDEC	ART29354	AXLE W/ GEAR FOR FA-1
ART20603	2-8-0 CONSOLIDATION ATSF	ART29355	MOTOR BLOCK 3 AXLE DIESEL (EA)
ART20609	2-8-0 CONSOLIDATION USATC	ART29358	MOTOR BLOCK-RAILBUS W/A-FRAME
ART21875	USRA TENDER - UNDEC	ART29360	MOTOR FOR 0-4-0
ART21900	SLOPE TENDER UNDEC.(BLK)	ART29361	MOTOR FOR MIKADO/PACIFIC
ART22006	FA-1 PRR/PENN. 5-STR.TUSC.	ART29362	GEAR BOX - MIKADO W/WHLS
ART22203	RS-3 ATSF/SANTA FE ZEBRA	ART29366	POWER TRUCK PCC TROLLEY
ART22205	RS-3 DRGW/RIO GRANDE	ART29400	GEAR BOX & MOTOR 2-4-2 ROGERS
ART22213	RS-3 B&O/BALTIMORE & OHIO	ART29402	BRUSH & SPRING SET W/HOLDER 4
ART22240	RS-3 DIESEL NICKEL PLATE RD.	ART29403	ASSORTED SCREW SET
ART22406	SD-45 DIESEL - ERIE LACKAWANA	ART29404	RUBBER TIRES 2-4-2 ROGERS
ART22702	EGG LINER - UNION PACIFIC	ART29405	RUBBER TIRES - DIESEL
ART22703	EGG LINER - ATLANTIC COAST LIN	ART29406	BRUSH, SPRING&BUSHING(8) DIESEL
ART22707	EGG LINER - LADY BUG	ART29501	MARKER LIGHTS 2-4-2 ROGERS
ART22708C	EGG LINER - EASTER EGG	ART29502	BULB/LONG CAB /SIERRA(10PC)
ART22711	EGG LINER - ATSF WARBRONNET	ART29503	BULB & SOCKET SET W/WIRE
ART22714	EGG LINER - HONEY BEE	ART29507	BULB/HVYWT/STRMLINE(2PC)
ART22715	EGG LINER - MONARCH BUTTERFLY	ART29508	RS-3 MARKER LIGHTS (PR)
ART22775B	EGG LINER - WREATH SET	ART29511	PLUG FOR POWER TO TENDER

ARISTO-CRAFT INSIDER

ART29512	DITCH LIGHTS (2)	ART41818A	2 BAY COAL HOPPER B&O L.L.ETRS
ART29514	DASH 9 EXTRA WEIGHTS	ART41818B	2 BAY COAL HOPPER B&O L.L.ETRS
ART29515	WEIGHTS FOR THE SD-45	ART41819A	2 BAY COAL HOPPER READING SPD
ART29517	E-8 WEIGHTS 3 + SCREWS	ART41819B	2 BAY COAL HOPPER READING SPD
ART29518	WIRES W/FEMALE PLUG L+230MM	ART41820A	2 BAY COAL HOPPER LACKAWANA
ART29519	PLUG MALE L=200MM	ART41820B	2 BAY COAL HOPPER LACKAWANA
ART29600	TRACK TO PACK CONN.WIRE	ART41821A	2 BAY COAL HOPPER ERIE
ART29603	ARISTO-LUBE OIL 1.125 OZ.	ART41821B	2 BAY COAL HOPPER ERIE
ART29605	10 AMP FUSE FOR TRAIN ENG.	ART41822A	2 BAY COAL HOPPER SOO LINE
ART29607	MU CABLE	ART41822B	2 BAY COAL HOPPER SOO LINE
ART29608	WIRES WITH PLUGS FOR SOUND INS	ART41823A	2 BAY COAL HOPPER MO.PACIFIC
ART29700	CHAIR KIT-L(6PCS)LONG CABOOSE	ART41823B	2 BAY COAL HOPPER MO.PACIFIC
ART29703	DOUBLE CHAIR SET (4)	ART41824A	2 BAY COAL HOPPER NO.PACIFIC
ART29704	NEW ROOF WALK FOR FRT CAR	ART41824B	2 BAY COAL HOPPER NO.PACIFIC
ART29706	LOWERED FLOOR FOR ROLLING STOK	ART41825A	2 BAY COAL HOPPER PITT.&SHAWM
ART29708	LONG CABOOSE ROOF WALK/NEW	ART41825B	2 BAY COAL HOPPER PITT.&SHAWM
ART29950	TRACK CLEANING PAD	ART41878X-A	2 BAY COAL HOP L&N #60899
ART30100	USA CURVE TRACK 4'(12 CIRCLE)	ART41878X-B	2 BAY COAL HOP L&N#60894
ART30101	USA CURVE TRACK 1/2 SECTION	ART41878X-C	2 BAY COAL HOP L&N #60886
ART30110	USA CURVE TRACK 5' (12)	ART41878X-D	2 BAY COAL HOP L&N #60792
ART30116	USA CURVE TRACK 9'	ART41879X-D	2 BAY COAL HOP C&O #123585
ART30125	USA CURVE 20' DIAM	ART42131	CABOOSE LONG ACL
ART30130	USA CURVE 16.5' DIAM	ART42201	BOBBER CABOOSE PRR/PENNA
ART30300	USA SWITCH MANUAL RIGHT	ART42208	BOBBER CABOOSE UP/UNION PAC
ART30310	USA SWITCH REMOTE RIGHT	ART42209	BOBBER CABOOSE B&O/BALTI. & OH
ART30410	CROSSING 90 DEGREE	ART42210	BOBBER CABOOSE DRGW/RIO GRAND
ART40001	GONDOLA 20' - PRR	ART42211	BOBBER CABOOSE ATSF/SANTA FE
ART40002	GONDOLA 20' - A.T.S.F.	ART42225	BOBBER CABOOSE CHRISTMAS
ART40003	GONDOLA 20' - U.P.	ART45106	40' DBL.Door BOX CAR PRR
ART40005	GONDOLA 20' - B & O	ART45202	40' PLUG DOOR BOX CAR FGE
ART40011	GONDOLA 20' - D&RGW	ART45203	40' PLUG DOOR BOX CAR DT&C
ART40025	GONDOLA 20' - CHRISTMAS	ART45205	40' PLUG DOOR BOX CAR CNJ
ART40101	20' TANK CAR - PRR	ART46000	BOX CAR(STEEL)PTD w/DATA
ART40102	20' TANK CAR - ATSF	ART46004	BOX CAR(STEEL)PRR/PENNA.
ART40103	20' TANK CAR - UP	ART46010	BOX CAR(STEEL)UP/UNION PAC.
ART40105	20' TANK CAR - B&O	ART46066	BOX CAR (STEEL)ERIE
ART40111	20' TANK CAR - D&RGW	ART46071	BOX CAR (STEEL)CHESSIE CAT
ART40125	20' TANK CAR - CHRISTMAS	ART46102	STOCK CAR CNW/CHICAGO
ART40201	20' FLAT CAR - PRR	ART46117	STOCK CAR B&O/BALTIMORE&OHIO
ART40205	20' FLAT CAR - B&O	ART46119	STOCK CAR TP/TEXAS & PACIFIC
ART40225	20' FLAT CAR - CHRISTMAS	ART46701	SNOW PLOW - D&RGW
ART40301	20' BOX CAR - PRR	ART46702	SNOW PLOW - C & S
ART40302	20' BOX CAR - ATSF	ART46703	SNOW PLOW - CNW
ART40305	20' BOX CAR - B&O	ART46706	SNOW PLOW - PRR
ART40311	20' BOX CAR - D&RGW	ART46707	SNOW PLOW - NYC
ART40325	20' BOX CAR - CHRISTMAS	ART46950	TRACK CLEANING CAR - ARISTO
ART41008	GONDOLA PRR/PENNSYLVANIA	ART46953	TRACK CLEANING CAR - UP
ART41012	GONDOLA SR/SOUTHERN RAILWAY	ART60002	TRAIN CONDUCTOR
ART41015	GONDOLA BALTIMORE & OHIO	ART60003	TRAIN BRAKEMAN
ART41027	GONDOLA NORFOLK SO.	ART60004	MAN IN SUIT
ART41029	GONDOLA CONRAIL QUALITY	ART60005	WOMAN WITH HAT
ART41030	GONDOLA ERIE LACKAWANNA	ART60006	MAN WITH SATCHEL
ART41102	COV.GONDOLA NEW YORK CENTRAL	ART60007	MAN IN SHIRT
ART41103	COV.GONDOLA PITT/LAKE ERIE	ART60008	PORTER IN WHITE JACKET
ART41110	COV.GONDOLA UP	ART60009	DINING CAR WAITER
ART41112	COV.GONDOLA DENVER RIO GRANDE	ART60010	SOLDIER W/DUFFLE BAG
ART41207	COV.HOPPER BORAXO	ART60011	WOMAN CONDUCTOR
ART41208	COV.HOPPER UNION PACIFIC	ART60012	SEATED PASSENGER MALE W/STICK
ART41210	COV.HOPPER FARM.CO-OP (PINK)	ART60013	SEATED PASSENGER FEMALE
ART41211	COV.HOPPER RIO GRANDE	ART60015	STATION MASTER
ART41215	COV.HOPPER PRR/PENNSYLVANIA	ART60017	SHEPHERD W/CAPE AND DOG
ART41218	COV.HOPPER BURLINGTON NO.	ART60018	CONDUCTOR WITH LANTERN
ART41225	COV.HOPPER L&NE FRIED EGG	ART60019	SEATED MAN W/CIGAR
ART41229	COV.HOPPER NEW HAVEN BROWN	ART60020	SEATED CHILD/GIRL
ART41230	COV.HOPPER FRISCO BLACK	ART60025	SEATED SANTA ENGINEER
ART41335	S.DOME-TANK GATX	ART60027	HOBBO W/POLE AND BAG
ART41336	S.DOME-TANK ULTX	ART60028	HOBBO SEATED ON TREE STUMP
ART41337	S.DOME-TANK GENERAL MOLASSES	ART60030	USA FIREMAN
ART41338	S.DOME-TANK STAUFFER CHEM.	ART60031	POLICEMAN
ART41339	S.DOME-TANK CORN INDUSTRIAL	ART60032	STATE TROOPER
ART41401P	COAL HOPPER CHESSIE w/plasti	ART60034	TEXAS RANGER
ART41406P	COAL HOPPER UP w/plastic whl	ART60035	FARMER IN COVERALLS
ART41407P	COAL HOPPER NORFOLK SO.	ART60036	LUMBERJACK
ART41409P	COAL HOPPER CONRAIL	ART60037	WEST POINT CADET-MALE
ART41431P-A	COAL HOPPER SOO LINE	ART60039	US ARMY MARINE - MALE
ART41433P-A	COAL HOPPER WHEELING&LAKE ERI	ART60040	US ARMY SOLDIER-FEMALE
ART41617	3 DOME-TANK PITTS.PLATE GLASS	ART60041	US NAVY SAILOR-MALE
ART41801F	2 BAY COAL HOPPER PRR	ART60042	WOMAN WITH BABY
ART41804E	2 BAY COAL HOPPER D&RGW	ART60043	BRIDE
ART41811A	2 BAY COAL HOPPER C & NW	ART60044	GROOM
ART41812A	2 BAY COAL HOPPER NYC	ART60045	CLOWN #1
ART41812B	2 BAY COAL HOPPER NYC	ART60046	CLOWN #2
ART41817B	2 BAY COAL HOPPER D & H	ART60047	CLOWN #3
ART41817C	2 BAY COAL HOPPER D & H	ART60048	CLOWN #4
ART41817D	2 BAY COAL HOPPER D & H	ART60049	CLOWN #5

ARISTO-CRAFT INSIDER

ART60050	ICE SKATER-MALE	CRE29444	DALLEE SOUND DASH 9
ART60051	ICE SKATER-FEMALE	CRE29445	DALLEE SOUND SD-45
ART60052	ICE SKATER MAN W/SCARF	CRE29448	DALLEE SOUND SM. STEAMER
ART60054	ICE SKATER-FEMALE W/SCARF	CRE29450	DALLEE SOUND GP-40
ART60055	ICE SKATER-MALE RACER	CRE29601	CREST- SMOKE FLUID 4 OZ.
ART60056	HOBO CATCHING GOOSE	CRE29608	TE OUTPUT GLASS FUSE (5)
ART60057	HOBO FAT QUEEN OF THE ROAD	CRE55001	TRAIN ENGINEER RECEIVER
ART60058	HOBO W/POLE RECLINING	CRE55002	H.O. TRAIN ENG RX 6 PACK
ART60059	U.S. AIRFORCE OFFICER W/BAG	CRE55004	RECEIVER 2 PACK
ART60060	MALE SPORTSMAN W/GOLF CLUBS	CRE55005	ANTENNA METAL TELESCOPING
ART60061	MALE SPORTSMAN W/TENNIS	CRE55400	POWER PACK 1.8 AMP W/CHIP
ART60062	FEMALE W/TENNIS DRESS	CRE55401	CONTROLLER
ART60063	FEMALE W/BABY	CRE55402	POWER PACK FOR 220V
ART60065	SEATED MALE ASLEEP	CRE55452	TRACK/PACK CONNECTOR HEAVY DUTY
ART60066	SEATED FEMALE SEWING	CRE55465	ELITE DUAL VOLATAGE POWER SUPP
ART60067	SEATED FEMALE W/BABY	CRE55466	JEWEL 5 AMP REGULATED SUPPLY
ART60068	TRACK WORKER W/PICK	CRE55467	15 AMP CONTROLLER ONLY
ART60069	TRACK WORKER W/SLEDGE HAMMER	CRE55468	EVEREST POWER SUPPLY
ART60070	WORKER W/WHEEL BARREL	CRE55474	DC/RC WIRELESS ACCESS SWITCH
ART60071	PHOTOGRAPHER W/CAMERA	CRE55475	DC/RC 5 SWITCH RX
ART60073	COWBOY W/SADDLE	CRE55491	ON BOARD TRAIN ENG. 75
ART60076	WORKMAN W/ JACK HAMMER	CRE55492	ONBOARD RX PLUS TX
ART60077	WORKMAN FOR COMPRESSOR	CRE55493	GEL CELL BATTERY 6V 3.2 AMP x3
ART60077B	COMPRESSOR	CRE55494	CHARGER FOR GEL CELLS
ART60078	MAN SHOVELING	CRE55498	ON-BOARD COOLING FAN
ART60079	MAN SWEEPING	CRE55499	FAN FOR 55471 ABOVE 5 AMPS
ART60080	WOMAN WORKER W/WRENCH	CRE55601	AUTO CUTOFF FOR GELL BATTERY
ART60081	WOMAN WORKER W/SHOVEL	CRE55602	WIRE HARNESS FOR BATTERY SET
ART60082	FIGURE - SEATED - SELMA	CRE55611	Y PLUG FOR BATTERY PARALLEL
ART60084	FIGURE - SEATED EATING	CRE55612	BATTERY BOX 6 AA FOR REM SWITCH
ART60085	FIGURE - SEATED - YOUNG WOMAN	CRE55613	Y PLUG FOR BATTERIES IN SERIES
ART60086	FIGURE - SEATED CHILD W/RR	CRE55621	ADAPTOR PLUG FOR LI-ON BAT.CHARGER
ART60088	FIGURE - SEATED W/BINOCULARS	CRE55622	PLUG ADAPTOR FOR EURO 55620
ART60089	FIGURE - SEATED - LINDA	CRE55650	BATTERY NMH 12V 28 M.A.
ART60090	FIGURE - SEATED - SHIRLEY	CRE55651	BATTERY NIC_D 12V 1500 M.A.
ART60091	FIGURE - SEATED - TERRY	CRE55660	CHARGER FOR NICAD&NMH
ART60094	FIGURE - SEATED - KATHRYN	CRE55663	BATTERY CHGR. FOR 55653 AUTO
ART60197	TURNABLE FOR FIGURES	CRE57000SD	REVOLUTION SET WITH GENERIC DIESEL SOUND
ART60301	TEDDY BEAR JOINTED 8	CRE57002S	TTRAIN ENG 2.4 GHZ RX (6PK) W-GENERIC DIESEL SOUND
ART60405	SCRAP LOAD FOR GONDOLA	CRE57002SD	TRAIN ENG. 2.4 GHZ RX W-GENERIC DIESEL SOUND
ART60407	COAL LOAD 100 TON HOPPER	CRE57003SD	Revolution RX w/Diesel Sound 6 Pack
ART62005	MILITARY TRAVELERS SET	CRE57005B	TRAIN ENGINEER 2.4 BASE STATION RX (6)
ART62009	SPORTING PEOPLE SET	CRE57074	RCC REMOTE SWITCH DEVICE
ART62010	PUBLIC SAFETY UNIFORMED SET	CRE57074B	RCC REMOTE SWITCH DEVICE (6)
ART62011	CONSTRUCTION WORKERS SET	CRE57078	NON PLUG 'N PLAY
ART66002	FLOCKED BABY ELEPHANT	CRE57079	BRIDGE RECTIFIER BOARD
ART66006	FLOCKED BEAR	CRE57088	6 PIN ACCESSORY BOARD
ART66007	FLOCKED LIONESS	CRE57089	EXTENSION BUTTON W/CORD
ART66008	FLOCKED GORILLA	CRE57090	REVOLUTION PWC TO LINEAR
ART66009	FLOCKED WHITE TIGER	CRE57091	BASE STATION PWC TO LINEAR
ART66010	FLOCKED TIGER	CREFA130	CERMAG FA-130
ART66011	FLOCKED LION	CRERE140	CERMAG RE-140
ART66012	FLOCKED ELEPHANT	CRERE260	CERMAG RE260
ART66013	FLOCKED ZEBRA	CRERE280	CERMAG RE280
ART66014	FLOCKED GIRAFFE	CRERS540	CERMAG RS540 MOTOR
ART7100	VICTORIAN STATION BUILT-UP	CRERS550	CERMAG MOTOR
ART7101	COVERED BRIDGE	DUP RMT92305	BANG S-4 CONRAIL #9603
ART7107	VICTORIAN BARN	DUP RMT92311	BANG S-4 CONRAIL #9603
ART7109	WATCH TOWER w/OPER.LT & SMOKE	DUP RMT92314	BANG ATSF #746
ART7200	THE PASSENGER DEPOT - BUILT-UP	DUP RMT92315	BANG PRR #8433
ART7202	THE CROSSING SHANTY - BUILT-UP	FROG	FROG FOR WIDE RADIUS SWITCH
ART7206	CHURCH	FROGEXT	FROG EXT FOR #6 SWITCH
ART7210B	TRACT HOUSE BUILT UP GREEN	P20600	CONSOLIDATION LOCO PARTS.....
ART7401	FOAM PORTAL	P20600-01	HEADLIGHT
ART80102	CLASSIC C-16 COAL DRGW/RIO GR	P20600-02	NUMBER PLATE GLASS
ART84196	LIVE STEAM BUTANE FILLER VAL	P20600-05	COAL LOAD
ART84198	CD VIDEO OF LIVE STEAM	P20600-07	REAR LIGHT
ART84199	STEAM OIL 1 QT.	P20600-10	TENDER STEP L
ART89103	CABOOSE TRUCK W/METAL WHEELS	P20600-11	TENDER STEP R
ART90010	HOW MODEL TRAINS ARE MADE DVD	P20600-12	TENDER LADDER
CRE0001	GRAIN OF WHEAT BULB CLEAR	P20601-04	LOCO REAR CYLINDER
CRE0005	GRAIN OF WHEAT 4 ASST. COLORS	P20601-06	LOCO CYLINDER EXHAUST
CRE00072	MICRO SWITCH	P20601-08	LOCO CYLINDER SUPPORT
CRE00073	MICRO SWITCH W/LEVER (10)	P20601-101	LOCO CHASSIS ORNAMENT
CRE0010	GRAIN OF RICE BULBS CLEAR (40)	P20601-111	LOCO 562MO12 STANCHION
CRE0011	GRAIN OF RICE BULBS ASST. COLORS	P20601-12	LOCO R. CYLINDER EXHAUST
CRE29429	TRACK MAGNET (6)	P20601-146	LOCO FLY WHEEL
CRE29431	REED SWITCHES (2)	P20601-15	LOCO SMOKE BOX FRONT
CRE29434	DALLEE SOUND MALLET	P20601-16	4.25
CRE29435	DALLEE DIG.SOUND E-8	P20601-17	LOCO TOP DOOR HINGE
CRE29436	DALLEE DIG.SOUND RDC	P20601-18	LOCO BOTTOM DOOR HINGE
CRE29438	DALLEE DIG.SOUND RS-3	P20601-22	LOCO HEADLIGHT PLATFORM
CRE29439	DALLEE DIG. SOUND FA-1	P20601-24	LOCO CYLINDER SUPPORT
CRE29441	DALLEE DIG.SOUND PACIFIC	P20601-25	LOCO L.H. FRONT STEP
CRE29442	DALLEE DIG.SOUND CONSOLIDATION	P20601-26	LOCO R.H. FRONT STEP

ARISTO-CRAFT INSIDER

P20601-33	LOCO STEAM PIPE	P21300	FRT.HANDRAIL
P20601-37	LOCO R.H. AIR TANK	P21300-GENERATOR	GENERATOR
P20601-47	LOCO HEADLIGHT LENS	P21400	PACIFIC LOCO PARTS.....
P20601-48	LOCO HEADLIGHT SIDE LENS	P21400-02	BOILER SHELL
P20601-51	LOCO REAR CAB WINDOW	P21400-03	CAB
P20601-62	LOCO RADIUS ROD	P21400-04	BOILER HANDRAIL
P20601-64	LOCO PILOT SUPPORT	P21400-05	CAB HORIZONTAL HAND RAIL
P20601-65	LOCO CAB SUPPORT	P21400-09	HANDRAIL STANCHIONS
P20601-66	LOCO DRAWBAR MOUNT	P21400-099	PARTS LIST
P20601-68	LOCO SUN SHADE	P21400-10	GENERATOR
P20601-69	LOCO REAR STEAM PIPE	P21400-100	SMOKE BOX GRAB IRON
P20601-79	LOCO L.PISTON ROD	P21400-101	SMOKE BOX FRONT
P20601-80	LOCO R.PISTON ROD	P21400-103	SMOKE BOX DOOR
P20601-82	LOCO GENERATOR	P21400-104	MARKER LIGHTS
P20601-84	LOCO MARKER LIGHT	P21400-105	MARKER LIGHT SCREW
P20601-89	LOCO HEAD LIGHT	P21400-106	MARKER LIGHT BULBS
P20601-90	LOCO HEAD LIGHT	P21400-107	HEAD LIGHT
P20601-91	LOCO PILOT TRUCK RETAINER	P21400-108	FEED WATER HEATER
P20601-92	LOCO PILOT	P21400-114	SMOKE PIPE RETAINER
P20601-96	LOCO MARKER LIGHT SCREW	P21400-115	SMOKE STACK
P21000	DOODLEBUG LOCO PARTS..	P21400-116	PART
P21000 HEADLIGHT	HEADLIGHT FOR LOCOMOTIVE	P21400-117	R.H. SMOKE BOX HALF
P21000-01	INSTRUCTION MANUAL	P21400-12	WHISTLE
P21000-02	CAB FRAME	P21400-128	R.H. CROSS HEAD FORWARD MOUNT
P21000-04	CAB ROOF	P21400-129	CROSSHEAD MOUNT
P21000-05	WHISTLE	P21400-13	SAND DOME
P21000-07	R.H. CAB DOOR	P21400-130	PISTON ROD R.H.
P21000-08	DOOR SPRING	P21400-131	PISTON ROD L. H.
P21000-105	WHEEL	P21400-132	LH PISTON ROD
P21000-106	SPINDLE	P21400-133	CROSS HEAD UPPER SIDE
P21000-112	SPRING	P21400-134	SHORT ARM
P21000-113	BRUSH(PAIR)	P21400-135	LONG ARM
P21000-119	TRAILING TRUCK MAIN MOUNT	P21400-136	SHORT & LONG ARM SCREW
P21000-126	L.H. BRAKESHOE	P21400-137	R.H. REAR CROSS HEAD SUPPORT
P21000-127	R.H. BRAKESHOE	P21400-138	L.H. REAR CROSS HEAD SUPPORT
P21000-146	L.H. CROSSHEAD	P21400-139	R.H. CROSSHEAD ARM
P21000-151	R.H. CROSS HEAD	P21400-14	BELL HARP
P21000-29	LIGHT BULB SOCKET	P21400-140	L.H. CROSSHEAD ARM
P21000-30	LIGHT BULB	P21400-141	CROSS HEAD SCREWS
P21000-31	HEAD LIGHT HOUSING	P21400-142	CROSS HEAD FOWARD MOUNT
P21000-32	HEAD LIGHT LENS	P21400-143	MAIN DRIVE ROD
P21000-39	BELL HARP	P21400-144	MAIN ECCENTRIC CRANK
P21000-40	BELL	P21400-145	SPACER
P21000-76	REAR STEP	P21400-147	ECCENTRIC ROD
P21000-77	STEP RETAINING SCREW	P21400-148	R.H. REVERSE MOUNT
P21000-78	COW CATCHER	P21400-149	LH REVERSE MOUNT
P21000-79	COW CATCHER RETAINING SCREW	P21400-15	BELL
P21000-80	DRAWBAR PIVOT	P21400-150	REVERSE MOUNT SCREW
P21000-81	DRAW BAR	P21400-151	R.H. REVERSE CAM
P21000-95	L.H. CAB STEP	P21400-152	L.H. REVERSE CAM
P21000-96	CAB STEP RETAINING SCREW	P21400-153	REVERSE CAM SCREWS
P21000-97	R.H. CAB STEP	P21400-154	MOTER DRIVE BLOCK UNIVERSAL
P21000-98	CAB STEP RETAINING SCREW	P21400-155	EQUALIZERS
P2100-159A	DRIVE WHEEL WASHER	P21400-156	DRIVE BLOCK LOWER HALF
P210XX	ROGERS LOCO PARTS	P21400-157	DRIVE BLOCK RETAINING SCREWS
P21200-06	PLASTIC BELL & BRACKET	P21400-158	DRIVE BLOCK MOUNT SCREWS
P21300	0-4-0 LOCO PARTS	P21400-159	DRIVE BLOCK UPPER HALF
P21300-04	FIREBOX & BOILER	P21400-160	DRIVE SHAFT
P21300-14	HEADLIGHT AASSEMBLY	P21400-161	SPACER
P21300-16	SMOKE JACK	P21400-162	END BEARING
P21300-21	SMOKE STACK	P21400-163	L & R BRAKE SHOES
P21300-23	AIR PUMP	P21400-163L	L.H. BRAKE SHOE
P21300-24	BELL HARP	P21400-163R	R.H. BRAKE SHOE
P21300-25	BELL FOR 0-4-0	P21400-164	FRONT & REAR DRIVE WHEELS
P21300-30	ECCENTRIC ROD	P21400-167	CENTER DRIVER EQUILIZER SPRING
P21300-31	ECCENTRIC ARM	P21400-168	MAIN DRIVE ROD CONNCTING SCRE
P21300-33	LOWER MOTOR SUPPORT	P21400-169	LONG MAIN DRIVE ROD
P21300-34	0-4-0 MOTOR	P21400-17	RH CAR ENTERANCE DOR
P21300-35	FORWARD DRIVE WHEEL	P21400-170	SHORT MAIN DRIVE ROD
P21300-36	FOWARD DRIVE WHEEL GEARBOX	P21400-170L	L.H. SHORT DRIVE ROD
P21300-38	ECCENTRIC CRANK	P21400-170R	R.H. SHORT DRIVE ROD
P21300-40	DRIVE ROD LEFT	P21400-171	ELECTRICAL EYELET
P21300-41	DRIIVE ROD RIGHT	P21400-172	BUSHING
P21300-42	CONNECTING ROD RIGHT	P21400-173	HELICAL GEAR BOX RETAINING NUT
P21300-43	CONNECTING ROD LEFT	P21400-174	L.H. GEARBOX HALF
P21300-44	CROSSHEAD SLIDE RIGHT	P21400-175	DRIVE AXLE
P21300-45	CROSSHEAD SLIDE LEFT	P21400-176	DRIFT PIN
P21300-47	CROSSHEAD	P21400-177	HELICAL GEAR
P21300-48	CROSSHEAD BAR	P21400-178	R.H. GEAR BOX HALF
P21300-49	SCREW	P21400-179	HELICAL GEAR BOX RETAINING SCR
P21300-50	SCREW	P21400-180	R.H. CENTER DRIVE AXLE MOUNT
P21300-54	REAR COUPLER CENTERING DEVICE	P21400-181	AXEL BARREL
P21300-55	DRAR BAR	P21400-182	L.H. CENTER DRIVER AXLE MOUNT
P21300-62	FORWARD DRIVE WHEEL GEARBOX AS	P21400-183	FLYWHEEL
P21300-63	HANDRAIL STANCHION	P21400-19	PART

ARISTO-CRAFT INSIDER

P21400-20	SMOKE FAN	P21500-126	MAIN ECCENTRIC CRANK
P21400-21	PILOT MOUNT	P21500-127	LONG MAIN DRIVE ROD
P21400-22	COW CATCHER	P21500-128	P21500-128
P21400-23	R.H. FRONT STEP	P21500-13	HAND RAIL END CAPS
P21400-24	L.H. FRONT STEP	P21500-131	R.H. CROSSHEAD MOUNT
P21400-25	CAB LIGHT	P21500-135	P21500-135
P21400-26	BOILER & FIRE BOX MOUNTING SCR	P21500-136	P21500-136
P21400-27	AIR PUMP	P21500-14	SAND DOME
P21400-27A	CAB MOUNTING SCREW	P21500-140	PART
P21400-28	PART	P21500-142	CROSSHEAD FORWARD BUNT
P21400-29	CROSSHEAD MOUNT L	P21500-143	MAIN DRIVE ROD L.H.
P21400-30	FRONT STEP LOWER MONTING SCREW	P21500-144	MAIN DRIVE ROD RH
P21400-31	PILOT MOUNT RETAINING SCREW	P21500-145	STAR WASHER
P21400-32	PILOT RETAINING SCREW	P21500-146	WHEEL RETAINING SCREW
P21400-4	HAND RAIL	P21500-147	STAR WASHER
P21400-44	FIRE BOX LIGHT	P21500-148	RH REVERSE MOUNT
P21400-45	PART	P21500-149	L.H. REVERSE MOUNT
P21400-46	SCREW	P21500-150	RH BRAKE SHOES
P21400-47	MOTOR	P21500-151	FRONT/REAR DRIVE WHEELS
P21400-48	ASH PAN	P21500-152	MIDDLE DRIVE WHEELS
P21400-49	R.H. BRAKE	P21500-157	FLYWHEEL
P21400-50	BRAKE RETAINING SCREW	P21500-161	ECCENTRIC ROD
P21400-51	LH REAR BRAKE	P21500-168	PART
P21400-52	BRAKE RETAINING SCREW	P21500-169	PART
P21400-53	ASH PAN RETAINING SCREW	P21500-177	AXLE BARREL
P21400-54	DRAW BAR	P21500-19	PART
P21400-55	DRAW BAR SPRING	P21500-41	L.H. REVERSE CAM
P21400-56	DRAWBAR WASHER	P21500-42	R.H. RVERSE CAM
P21400-57	DRAW BAR SPRING RETAINING WASH	P21500-43	REVERSE CAM SCREW
P21400-58	DRAWBAR RETAINING SCREW	P21500-44	DRAW BAR - MIKADO
P21400-60	POWER REVERSE ACTUATOR SCREW	P21500-47	STAR WASHER
P21400-61	R.H. FORWARD AIR TANK	P21500-48	REVERSE MOUNT SCREW
P21400-62	AIR TANK SCREW	P21500-49	DRAW BAR SCREW
P21400-63	R.H. REAR PIPING	P21500-50	PILOT TRUCK SPRING
P21400-64	PART	P21500-51	PILOT RETAINER WASHER
P21400-65	R.H. FOWARD PIPING	P21500-52	PILOT RETAINER SCREW
P21400-66	PIPING SCREW	P21500-53	PILOT TRUCK FRAME
P21400-67	AIR PUMP	P21500-54	PILOT TRUCK WHEELS
P21400-68	AIR PUMP RETAINING SCREW	P21500-55	DRAW BAR SPRING
P21400-69	L.H. REAR AIR TANK	P21500-87	SMOKE STACK
P21400-70	AIR TANK UPPER HALF	P21500-90	RH SMOKE BOX HALF
P21400-71	L.H. PIPING	P21500-91	HEAD LIGHT CIRCUIT BOARD
P21400-72	PIPING SCREW	P21500-92	HEAD LIGHT CIRCUIT BOARD
P21400-73	PART	P21500-95	PART
P21400-74	AIR TANK SCREW	P21500-96	BELL
P21400-75	PONY TRUCK REAR SUPPORT	P21600	MAIN PCB
P21400-76	R.H. PONY TRUCK SIDEFRAME	P21600-03	CAB
P21400-77	R.H. PONY TRUCK SIDE FRAME SCR	P21600-07	CAB WINDOW REAR
P21400-78	L.H. PONY TRUCK SIDE FRAME	p21600-08	CAB SLIDING WINDOW
P21400-79	L.H. SIDE FRAME SCREW	P21600-101	DRIVE BLOCK PIVOT
P21400-80	PONY TRUCK SUPPORT	P21600-102	BOLSTER
P21400-81	PONY TRUCK WHEELS	P21600-103	BOLSTER
P21400-82	BRASS BUSHING	P21600-109	MOTOR W/HEX
P21400-83	ELECTRICAL EYELET	P21600-110	FRONT AND REAR WHEELS
P21400-84	EYE	P21600-112	DRIVE AXLE FLYWHEEL
P21400-85	PONY TRUCK WASHER	P21600-115	STAR WASHER
P21400-86	PONY TRUCK SCREW	P21600-117	LONG MAIN DRIVE ROD LH
P21400-87	PILOT TRUCK WHEELS	P21600-118	LONG MAIN DRIVE ROD RH
P21400-88	PILOT TRUCK MID FRAME	P21600-119	SCREW
P21400-89	PILOT TRUCK ELECTRICAL PICKUP	P21600-12	SMOKE BOX DOOR
P21400-90	PILOT TRUCK SIDE FRAME	P21600-120	SHORT MAIN DRIVE ROD LH
P21400-91	SIDE FRAME SCREW	P21600-121	SHORT MAIN DRIVE ROD RH
P21400-92	PILOT TRUCK WIRE BUNDLE	P21600-126	MAIN ECCENTRIC CRANK
P21400-93	PILOT PIVOT	P21600-13	BELL
P21400-94	PILOT RETAINER WASHER	P21600-14	BELL HARP
P21400-95	PILOT TRUCK SPRING	P21600-15	NUMBER BOARD LH
P21400-96	SPRING	P21600-152	FRONT RAILING
P21400-97	SPRING RETAINER WASHER	P21600-155	HEADLIGHT
P21400-98	WASHER	P21600-156	HEADLIGHT LENS
P21400-99	SPRING RETAINER WASHER SCREW	P21600-16	NUMBER BOARD RH
P21405-32	PILOT RETAINING SCREW	P21600-166	PILOT MALLET
P21500	MIKADO LOCO PARTS.....	P21600-22	MARKER LIGHT ASSY RH
P21500-103	PART	P21600-23	MARKER LIGHT LH
P21500-104	MARKER LIGHTS	P21600-26	FRONT STEAM PIPES RH
P21500-106	PISTON ROD SCREW	P21600-31	REAR STEAM PIPES LH
P21500-107	HEAD LIGHT	P21600-33	WHISTLE
P21500-108	MIKADO CONTACT WIRES	P21600-35	SAFETY VALVE
P21500-109	EQUALIZERS (EACH)	P21600-36	STEAM VALVE AUX
P21500-110	21500-110	P21600-37	GENERATOR
P21500-111	P21500-111	P21600-38	LUBRICATOR DRY PIPE
P21500-114	LARGE ECCENTRIC ROD SCREW	P21600-39	CAB VENT
P21500-115	SMALL ECCENTRIC ROD SCREW	P21600-43	HAND RAIL STANCHION
P21500-116	LH SHORT MAIN DRIVE ROD	P21600-63	CAB LOWER SUPPORT
P21500-121	WASHER	P21600-64	REAR STEP
P21500-125	ECCENTRIC ROD	P21600-71	RH REAR PIPING

ARISTO-CRAFT INSIDER

P21600-72	DISTRIBUTER VALVE RH	P22000-31	L.H. WINDSHIELD
P216XX	MALLET LOCO PARTS..	P22000-32	R.H. WINDSHIELD
P21800-01	PARTS LIST	P22000-33	CREW SEAT MOUNTING SCREW
P21800-16	BODY WEIGHTS	P22000-34	AIR HOSE
P21800-25	REAR STEP	P22000-35	COUPLER MOUNTING SCREW
P21800-29	L.H. FOWARD STEP	P22000-37	PILOT FRONT MOUNTING SCREW
P21800-30	R.H. FORWARD STEP	P22000-37R	RIGHT DOOR
P21800-31	FORWARD STEP SCREWS	P22000-38	LEFT DOOR
P21800-49	REAR TRUCK	P22000-39	RH DOOR
P21800-50	FOWARD TRUCK	P22000-41	CAB REAR WALL
P21800-51	BOLSTER	P22000-42	CAB LIGHT BULB
P21800-52	SIDE FRAME	P22000-43	SCREW
P21800-54	BUSHING	P22000-44	CAB FOWARD DOOR WINDOW
P21800-55	SPRING	P22000-45	CREW SEAT
P21800-56	SPRING MOUNT	P22000-46	CREW SEAT MOUNT
P21800-57	SPING MOUNT SCREW	P22000-48	LONG SIDE GRILL
P21800-59	CYLINGRICAL MAGNET	P22000-49	MEDIUM SIDE GRIL
P21800-60	WHEELS	P22000-5	LONG GRAB IRONS
P21800-61	CHUFF SWITCH AXLE	P22000-50	WINDOW
P21800-61	OLD STYLE PART	P22000-51	HORN
P21800-62	CHUFF SWITCH	P22000-52	DOOR DIAPHRAM
P21800-63	SCREW	P22000-54	CONTROL SWITCH MODULE
P21800-66	DRAW BAR	P22000-54+68	CONTROL SWITCH MODULE
P21800-67	DRAW BAR SCREW	P22000-55	SCREW
P21800-69	DARW BAR PIN	P22000-56	COUPLER CENTERING SREW
P21800-70	DRAW BAR (NEW TYPE)	P22000-57	WASHER
P21800-86	DRAW BAR	P22000-58	COULPER CENTERING SPRING
P21800-99	PARTS LIST	P22000-59	COUPLE L BRACKET
P21810-61	DRAWBAR PIN	P22000-60	PAIR WEIGHT STACK
P21850-04	FORWARD GRAB IRON L.H.	P22000-61	WEIGHT STACK RETAINING SCREW
P21850-05	FORWARD GRAB IRON R.H.	P22000-62	WEIGHT STACK NUT
P21850-06	FRONT DECK AND STEPS	P22000-65	CHASSIS
P21850-09	REAR GRAB IRON R.H.	P22000-66	CIRCUIT BOARDS
P21850-10	REAR GRAB IRON L.H.	P22000-70	LIGHT BULB HOLDER
P21850-11	REAR LADDER	P22000-71	CAR BODY RERAINER SCREW
P21850-13	LIGHT BULB	P22000-72	FORWARD LADDER
P21850-14	LAMP HOUSING	P22000-73	MID & REAR LADDER
P21850-15	LIGHT LENS VAN. TEN.	P22000-74	FRONT STEPS
P21850-17	SHORT PLATFORM	P22000-75	MID AND REAR LADDER
P21850-18	WATER FILL HATCH	P22000-76	FUEL TANK
P21850-19	LONG PLATFORM	P22000-77	FUEL TANK MOUNTING SCREW
P21850-20	SHORT HANDRAIL STANCHION	P22000-82	JOURNAL BOX
P21850-21	LONG HANDRAIL STANHION	P22000-83	SIDE FRAME MOUNTING SCREW
P21850-22	HAND RAIL RIGHT HAND	P22000-84	LOWER SIDE FRAME
P21850-23	HAND RAIL L.H.	P22000-86	BRAKE SHOES
P21850-25	PCB	P22000-86L	BRAKE SHOE LEFT
P21850-28	5 WATT 8 OHMN SPEAKER	P22000-86R	BRAKE SHOE RIGHT
P21900-01	INSTRUCTION MANUAL	P22000-87	MAIN SIDE FRAME
P21900-12	LIGHT LENS	P22000-99	PARTS ORDER FORM
P21900-13	LAMP HOUSING	P22000-A	PART
P21900-15	LIGHT SOCKET & PLUG	P22000-D	SCREWS
P21900-21	SPEAKER	P22050-04	FAN COVER
P21900-32	SCREWS	P22050-05	LONG GRAB IRON
P21900-33	SCREW	P22050-06	SHORT GRAB IRON
P21900-34	FORWARD COUPLER	P22050-18	LONG GRILL
P21900-35	SCREW	P22050-19	MEDIUM GRILL
P21900-36	FRONT STEPS	P22050-21	DOOR DIAPHRAM
P21900-99	PARTS LIST ORDER FORM	P22050-40	COUPLER L BRACKET
P22000	FA LOCO PARTS	P22050-41	SCREWS
P22000-01	INSTRUCTION MANUAL	P22050-43	MID & REAR LADDER
P22000-02	LOWER SIDEFRAME WASHER	P22050-44	FORWARD LADDER
P22000-03	BODY SHELL	P22050-50	A FRAME
P22000-03A	BUSHING MOUNT	P22050-82	JOURNAL BOX
P22000-03K	BUSHING MOUNT	P22050-87	MAIN SIDE FRAME
P22000-04	FAN COVER	P22050-93	BUSHING MOUNT
P22000-05	LONG GRAB IRON	P22050-96	BUSHING MOUNT RETAINING SCREW
P22000-06	SHORT GRAB IRON	P22050-99	PARTS LIST
P22000-06A	BUSHING SCREWS	P22100	U-25 LOCO PARTS..
P22000-07	DAGGER SCREWS	P22100 HANDRAILS	HANDRAIL SET FOR U-25-B
P22000-08	DAGGER	P22100-01	LOWER SIDEFRAME SCREW
P22000-10	FAN MOTOR RETAINING SCREW	P22100-05	CAB HOLD DOWN BRACKET
P22000-11	FAN CHAMBER	P22100-08	WINDSHIELD WIPER
P22000-12	FAN MOTOR	P22100-12	HEADLIGHT BULBS
P22000-13	SMOKE TUBE	P22100-14	SAND FILLER HATCH
P22000-16	FAN CHAMBER MOUNTING SCREW	P22100-15	SHORT HOOD
P22000-17	R.H. MARKER BOARD	P22100-22	HEADLIGHT & NUMBERBOARD MOUNT
P22000-18	L.H. MARKER BOARD	P22100-23	NUMBER BOARD
P22000-21	R.H.WINDSHIELD WIPER	P22100-31	IMPELLER MOTOR
P22000-22	L.H. WINDSHIELD WIPER	P22100-32	IMPELLER MOTOR WIRE HARNESS
P22000-25	MARKER BOARD LIGHT BULB	P22100-34	LONG HOOD AIR INTAKE SCREEN
P22000-27	HEADLIGHT & LENS	P22100-37	HORN
P22000-28	NUMBER BOARD MOUNTING SCREW	P22100-39	SMOKE UNIT
P22000-29	FRONT PILOT	P22100-40	R.H. LONG HANDRAIL
P22000-30	L.H. FRONT SIDE WINDOW	P22100-41	L.H. LONG HANDRAIL
P22000-30A	R.H. FRONT SIDE WINDOW	P22100-42	R.H. SHORT HANDRAIL

ARISTO-CRAFT INSIDER

P22100-43	LEFT HAND SHORT HANDRAIL	P22400-113	BOTTOM RIGHT STEP
P22100-44	FRONT OR REAR A HANDRAIL	P22400-114	MIDDLE LEFT STEP
P22100-44A	HANDRAIL	P22400-115	MIDDLE RIGHT STEP
P22100-45	FRONT OR REAR B HANDRAIL	P22400-116	TOP LEFT STEP
P22100-45B	HANDRAIL	P22400-117	TOP RIGHT STEP
P22100-46	FRONT OR REAR HANDRAIL CHAIN	P22400-118	MU BASE
P22100-47	HAND RAIL	P22400-119	M.U. COVER
P22100-49	CONTROL SWITCH MODULE MOUNT SC	P22400-12	CAB SIDE WINDOW FRAME
P22100-51	LONG HOOD MOUNTING SCREW	P22400-120	DROP STEP
P22100-54	SHORT HOOD MOUNTING SCREWS	P22400-121	BRAKE LINE
P22100-56	PART	P22400-122	MU HOSE
P22100-60	AIR HOSE	P22400-123	END SILL STEPS/ MU POCKETS
P22100-62	PILOT MOUNT SCREWS	P22400-13	5 CHIME AIRHORN
P22100-63	PILOT MOUNT MOUNTING SCREW	P22400-133	A FRAME RETAINING SCREW
P22100-64	COUPLER SWING BAR	P22400-14	HEADLIGHT & # BOARD
P22100-65	COUPLER MOUNT	P22400-146	WHEELS FOR SD-45
P22100-66	COUPLER CENTERING SPRING	P22400-34	FAN COVER STYLE A
P22100-67	COUPLER SWING BAR & MOUNTING S	P22400-36	FAN
P22100-68	COUPLER MOUNTING SCREW	P22400-37	FAN BASE
P22100-77	CIRCUIT BOARD	P22400-39	LIFT RING
P22100-78	REAR CIRCUIT BOARD RETAINING S	P22400-43	HORN FOR SD-45
P22100-79	MID CIRCUIT BOARD	P22400-53-57	SD-45 HANDRAIL SET UNDECORATED
P22100-81	FORWARD CIRCUIT BOARD	P22400-53-57 DECORATED	HANDRAILS FOR SD-45
P22100-82	JOURNAL BOX	P22400-56	LONG HOOD AIR INTAKE SCREEN
P22100-83	SIDE FRAME MOUNT SCREW	P22400-58	SIDE GRILL
P22100-84	FUEL TANK COVER	P22400-59	RADIATOR COVER
P22100-85	FUEL TANK COVER RETAINING SCRE	P22400-61	REAR NUMBER BOARD
P22100-86	FUEL TANK MOUNTING SCREW	P22400-69	WEIGHT RETAINING NUT
P22100-86L	BRAKE SHOE U-25B	P22400-71	WEIGHT RETAINING SCREW
P22100-86R	BRAKE SHOE FOR U25B	P22400-72	POWER SUPPLY CIRCUIT BOARD
P22100-89	ECCENTRIC BOLSTER PIN	P22400-76	HANDRAIL FRONT LEFT
P22100-90	ESSENTRIC SCREW	P22400-77	HANDRAIL FRONT RIGHT
P22100-91	A FRAME TO BOLSTER ADAPTER L	P22400-77A	RIGHT HAND FRONT HANDRAIL
P22200	RS-3 LOCO	P22400-78	HAND RAIL REAR LEFT
P22200-05	SWITCH COVER (BLACK)	P22400-79	HAND RAIL REAR RIGHT
P22200-06	FAN COVER	P22400-80	END SILL RAILING
P22200-08	MOVABLE LOUVER	P22400-85	COUPLER SWING BAR
P22200-11	HORN	P22400-86	COUPLER MOUNT
P22200-12	HANDRAIL STANCHIONS	P22400-87	COUPLER SWING BAR SCREW
P22200-12L	HANDRAIL STANCHIONS LEFT	P22400-90	BELL CLAPPER
P22200-14	MARKER LIGHTS (P82100-05)	P22400-91	PART
P22200-16	SHORT HOOD LIGHTING MOD	P22400-92	L.H. AIR RESERVOIR
P22200-25	SWITCH COVER RETAINER CLIP	P22400-93	FUEL FILL PIPE
P22200-26	SW COVER RETAINER CLIP SCREWS	P22400-94	FUEL GAUGE
P22200-30	FRONT & REAR WINDOW	P22400-95	FUEL TANK L.H.
P22200-31	CAB FORWARD & REAR WINDOW	P22400-96	R.H. FUEL TANK
P22200-32	ENGINEER SIDE WINDOW	P22400-97	WEIGHT SCREW LONG
P22200-33	FIRMANS SIDE WINDOW	P22400-98	FUEL TANK WEIGHT SMALL
P22200-35	COUPLER MOUNT SCREW	P22500	LIL'CRITTER PARTS
P22200-45	SPEAKER	P22500-05L	MARKER LIGHTS
P22200-52	CHASSIE WEIGHT	P22500-05R	MARKER LIGHTS
P22200-53	CHASSIS WEIGHT STACK RETAINING	P22500-06	HORN
P22200-54	CHASSIS WEIGHT STACK	P22500-09L	HANDRAIL STANCHIONS
P22200-58	a frame screw	P22500-09R	HANDRAIL STANCHIONS
P22200-59	FRONT AND BACK HANDRAILS	P22500-20	CAB FORWARD AND REAR WINDOWS
P22200-60	HANDRAIL	P22500-22	ENGINEER SIDE WINDOW
P22200-61	LH SHORT HOOD HANDRAIL	P22500-23	FIREMAN SIDE WINDOW
P22200-64	FRONT & REAR CROSSOVER & MU HO	P22500-35	CONTROL MODULE
P22200-65	FRONT & REAR CROSSOVER	P22500-50	CROSSOVER FRONT AND REAR
P22200-74	SPRING	P22500-51	FRONT & REAR HAND RAILS
P22200-75	COUPLER CENTERING SPRING	P22500-52	LONG HOOD LEFT HAND RAILS
P22200-82	JOURNAL BOX	P22500-53	LONG HOOD RIGHT HAND RAILS
P22200-84	LOWER SIDEFRAME	P22500-54	L.H. SHORT HOOD HAND RAIL
P22200-86	BRAKE SHOES	P22500-55	R.H. SHORT HOOD HANDRAIL
P22200-86L	LEFT HAND BRAKE SHOE	P22500-83	SCREWS
P22200-86R	RIGHT HAND BRAKE SHOE	P22500-87	SIDEFRAME
P22200-87	SIDEFRAME	P22800	RDC DIESEL PARTS
P22200-99	PARTS LIST	P23000	DASH 9 PCB BOARD
P22400	SD-45 PARTS	P23000-00	PARTS LIST/ORDER FORM
P22400-01	INSTRUCTION MANUAL	P23000-01	INSTRUCTION MANUAL
P22400-03	SIDE WINDOW LH	P23000-105	HANDRAIL L.H.
P22400-04	SIDE WINDOW RH	P23000-106	HANDRAIL RH
P22400-07	WINDSHIELD WIPERS	P23000-107	STANCHION STANDARD
P22400-08	DUAL WINDSHIELD WIPER	P23000-108	STANCHION LONG
P22400-101	BRAKE CYLINDER LH	P23000-109	STANCHION MEDIUM
P22400-102	BRAKE CYLINDER RH	P23000-11	SMALL ANTENNA
P22400-103	BRAKE CYLINDER	P23000-12	ANTENNA LARGE
P22400-104	SIDEFRAMES	P23000-133	LEAD WEIGHTS
P22400-105	SIDE FRAME	P23000-134	LEAD WEIGHT RETAINING SCREW
P22400-107	A FRAME	P23000-135	HANDRAIL FRONT & REAR
P22400-108	COUPLER CENTERING SPRING	P23000-136	STANCHION WITH CHAIN MOUNT
P22400-109	PART	P23000-137	STANCHION END
P22400-110	BRAKE CYLINDER RIGHT HAND	P23000-138	CUT LEVER
P22400-111	END SILL	P23000-142	MU HOSES
P22400-112	BOTTOM LEFT STEP	P23000-143	BRAKE HOSE

ARISTO-CRAFT INSIDER

P23000-144
P23000-146
P23000-148
P23000-149
P23000-150
P23000-158
P23000-159
P23000-161
P23000-162
P23000-18
P23000-25
P23000-26
P23000-30
P23000-31
P23000-37
P23000-38
P23000-49
P23000-51
p23000-53
p23000-54
P23000-58
P23000-59
P23000-60
P23000-61
P23000-71
P23000-90
P2300-135
P230XX
P23100-24
P23300
P235XX
P236XX
P29100-06
P29100-09
P29100-11
P29100-12
P29100-15
P29101-02
P29101-03
P29101-04
P29101-06
P29101-07
P29101-08
P29101-115
P29101-69
P29101-69 H
P29101-86
P29101-95
P29101-96
P29101-99
P29107-01
P29107-02
P29107-03
P29107-04
P29107-05
P29107-06
P29107-09
P29107-1
P29107-10
P29107-2
P29109-23
P29110-01
P29110-02
P29110-03
p29110-04
P29110-06
P29115-01
P29115-02
P29115-03
P29115-04
P29115-05
P29115-07
P29115-08
P29115-17
P29115-18
P29115-19
P29115-20
P29115Y
P29115Z
P29132-100
P29132-159
P29132-16
P29132-163
P29132-168
P29132-169
P29132-17

SILL STEP OUTER
SILL STEP INNER
END SILL STEP
SECOND END SILL STEP
BOTTOM END SILL STEP
DASH-9 SNOW PLOW
SHOCK ABSORBER
BRAKE CYLINDER L.H.
BRAKE CYLINDER RH
WINDSHIELD WIPER
DIESEL CAB SUNSHADE
WIND DEFLECTOR
DUAL WIPER L.H.
DUAL WIPER R.H.
HANDRAIL FRONT L.H.
HANDRAIL FRONT R.H.
CAB REAR WALL
LIFT EAR
body fwd retaining screw
body fwd screw
SNOW PLOW
SHOCK OBSORBOR
SHOCK ABOSORBOR SCREWS

AIR HORNS
SPEAKER
END HANDRAIL
DASH 9 LOCO PARTS..
BELL HARP
PCC TROLLEY PARTS
GP-40 LOCO PARTS....
E-8 LOCO PARTS..
ROLLER BEARING CAP
CONTACT BRUSH
SCREW
LAMP BASE
LIGHT SOCKET AND PLUG
SIDEFRAME
AXLE BUSHING (2 PIECES)
SPRING HOLDER W/BRATKESHOES
BOLSTER
COUPLER EXTENTION
SCREW
SMOKE STACK
PLASTIC HOOK LOOP COUPLER
PLASTIC LOOP/HOOK COUPLER (2 P
BOLSTER TRUCK SCREW
BELL HARP SMOKE UNIT MOUNT
BELL
METAL TRUCK SPRINGS (PAIR)
BOLSTER
UPPER SIDE FRAME
LOWER SIDE FRAME
SPRINGS
PART
TORSION BAR
PART
BOLSTER
BRUSH SPRING
UPPER SIDE FRAME
HEAVYWEIGHT MOVEABLE BOLSTERS
3 AXLE SIDEFRAME
BUSHING
SIDEFRAME LOWER SPRING SUPPORT
screw
SPRING
METAL WHEEL
SLOPEBACKED TENDER SIDEFRAME
BRASS BUSHING
BRAKE SHOE
SPRING HOLDER WITH BRAKESHOE
SLOPEBACKED TENDER BOLSTER
TRUCK SPRING
CYLINDRICAL MAGNET
BRASS ROD
CHIP
CHUFF SWITCH AXLE
REAR TRUCK ART-29115
FOWARD TRUCK OF 29115
AXLE
AXLE BARREL
HELICAL GEAR FOR AXLE
BALL BEARING
WORM
HELICAL GEAR
WORM GEAR

P29335-37
P29351-01
P29351-02
P29351-03
p29351-05
P29351-07
P29351-09
P29351-10
P29351-12
P29351-13
P29351-14
P29351-18
P29351-22
P29351-23
P29351-24
P29351-26
P29351-27
P29351-3
P29351-KK
P29351-QQ
P29355-01
P29355-04
P29355-05
P29355-06
P29355-08
P29355-09
P29355-106
P29355-11
P29355-12
P29355-13
P29355-16
P29355-17
P29355-18
P29358-03
P29511-17P
P31000-02
P31000-132
P31000-16
P31000-22
P31000-23
P31000-24
P31000-25
P31000-26
P31000-33
P31100-45
P31200-61
P31200-62
P31200-63
P31200-64
P31200-65
P31200-99
P31300-01
P31300-23
P31300-43
P31300-43-44
P31300-44
P31300-45
P31400-15
P31400-23
P31400-27
P31400-43
P31400-44
P31400-45
P31400-49
P31400-57
P31400-58
P31400-59
P31400-60
P31400-61
P31400-62
P31400-63
P31400-64
P31400-65
P31400-66
P31400-67
P31400-68
P31400-69
P31400-70
P31400-71
P31400-73
P31500-46
P31500-62
P31500-63
P31500-64
P32300-13
P32300-14

MOTOR
A FRAME
MOUNTING SCREWS
MOTOR BLOCK UPPER CASE
part
BUSHING FOR WORM SHAFT
GEAR CASE - FRONT HALF
GEAR CASE RETAINING SCREWS
UNIVERSALASSEMBLY
POWER PICKUP FRONT RIGHT
POWER PU LEFT FRONT
GEARED AXLE
SCREWS FOR POWER PICK UPS
WHEEL RETAINING SCREW
ALLEN SCREW FOR UNIVERSAL
MOTOR & PLUG POWER PICKUP
HELICAL GEAR
MOTOR BLOCK RETAINING SCREWS
TRUSS BALL BEARING
PART
A FRAME
ELECTRICAL PICK UP
MOTOR ELECTRICAL PICKUP
PART
SIDEFRAME SCREW
PART

ELECTRICAL SCREWS
ELECTRICAL EYELET
BUSHING WITH BALL BEARING
GEAR
DRIVE SHAFT ASSEMBLY W/WORM GE
WHEEL RETAINING SCREW
RAILBUS MOTOR
CYLINDER MAGNET
ROOF VENT
PARTS LIST
LAMP HOLDER
PART
L.H. FILIGREE
R.H. FILIGREE
PLATFORM END RAIL
PLATFORM END RAIL
PART
STEP SCREW
LEFT HAND GATE
PART
PART
RIGHT PLATFORM RAILING
RIGHT HAND GATE
PARTS LIST-ORDER FORM
PART
BOLSTERS
TRUSS RODS & STANCHIONS
TRUSS RODS
TRUSS ROD STANCHION
SCREWS FOR TRUSS RODS
STEPS
MOVABLE BOLSTER
SHORT AIR TANK
BRASS TRUSSES
TRUSS ROD STANCHION
STANTION SCREWS
SEATS
BRAKE
DRUMHEAD
OBSERVATION RAIL
WASHER
SCREW
L.H. STEP COVER
R.H. STEP COVER
R.H. GATE
L.H. GATE
PLATFORM
OBSERVATION END RETAINING SCRE
MARKER LIGHT
LIGHT BULB
MARKER LIGHT RETAINING SCREW
PART
LIGHT BULB SOCKET
SEAT MODULE 1
COUNTER
DUTCH OVEN
SINK WITH COUNTERTOP
LIGHT SOCKET
BULB

ARISTO-CRAFT INSIDER

P32300-31	TRUCK BOLSTER	P46000-18	AIR RES.
P32300-33	SIDE FRAME	P46000-19	GRAB IRON
P32300-34	LOWER SPRING HOLDER	P46000-20	BRASS GRABRAILING-SMALL SIDE
P32300-35	SPRING	P46000-21	BRAKE RIGGING
P32400-15	STREAMLINE OBervation END	P46000-22	BRAKE PISTON
P32400-16	CAR END MARKER LIGHT	P46000-23	BRAKE LINKAGE
P32400-17	CAR END MARKER LIGHTS	P46000-25	BRASS STEPS
P32400-34	SPRING HOLDER FOR STREAMLINER	P46000-80	BODY SIDE SCREW (2 PCS)
P32400-35	SIDEFRAME	P46000-81	LONG SCREW
P32400-37	SPRING	P46200-09	BRAKE WHEEL
P32600-18	STREAMLINE DOME	P46200-10	PART
P40000-05	BRAKE WHEEL	P46200-11	PART
P40000-08	BRAKEWHEEL POST	P46200-13	BRAKEWHEEL PLATFORM
P41000-13	L.H. STIRRUP STEP	P46200-14	END/SIDE LADDER
P41000-14	R.H. STIRRUP STEP	P46200-15	STEP
P410XX-08	BRAKEWHEEL	P46200-21	BRASS STEPS
P410XX-16	CAR SIDE GRAB IRON	P46200-25	BRASS DOOR STEP
P41100-08	BRAKEWHEEL	P46200-27	L SIDE DOOR
P41100-13	L.H. STIRRUP STEP	P46200-28	R SIDE DOOR
P41100-14	R.H. STIRRUP STEP	P46200-29	PART
P41100-25	SHORT ROOF WALK	P46200-30	DOOR HANDLE
P41100-26	LONG ROOF WALK	P46200-31	DOOR HINGE LEFT SIDE
P411XX-08	BRAKEWHEEL	P46200-32	DOOR HING RIGHT SIDE
P41200-07	PART	P46200-33	ROOF HATCH DOOR
P41200-11	BRAKEWHEEL	P46200-34	ROOF HATCH HASP
P41200-15	PLASTIC END STEP (PAIR)	P46200-35	ROOF HATCH HANDLE
P41200-8	BRAKE SYSTEM AIR PISTON	P46200-36	ROOF HATCH HINGE
P41200-9	BRAKE SYSTEM PIPING	P46300-15	STEP LEFT/RIGHT PAIR
P412XX-07	BRAKE SYSTEM AIR TANK	P46300-18	STAKES (PAIR)
P412XX-08	BRKE SYSTEM AIR PISTON	P46300-24	SIDE POCKET STAKE
P412XX-09	BRAKE SYSTEM PIPING	P46360-09	SEARCHLIGHT
P412XX-10	BRAKE SYSTEM ARM	P46360-10	SEARCHLIGHT RETAINING SCREW
P412XX-12	BRAKE SYSTEM ARM	P46800	DRAW BAR FOR ROAD RAILER
P41300-13	PACARD HOLDER 4 PIECES	P50000-17	BRAKE WHEEL
P41300-15	BODY LADDER	P80100-35	MARKER LIGHT
P41300-26	UPPER PLATFORM WALKWAY	P80100-40	HEAD LIGHT C-16 COAL
P42100-01	PART	P80100-40C	HEADLIGHT MOUNTING SCREWS
P42100-04	LONG ROOF WALK	P80100-51	
P42100-05	LADDER LOOP	P80100-55	COW CATCHER C-16 COAL
P42100-06	LADDER ROOF WALK	P80100-70	DRIVE SHAFT
P42100-06N	LADDER ROOF WALK NEW VERSION	P80100-72	DRIVE AXLE SPACER
P42100-07	SHORT ROOF WALK	P80100-73	DRIVE AXLE BEARING
P42100-10	ROOF WALK RETAINER SCREW	P80100-75	GEAR
P42100-12	PART	P80100-76	RETAINING PIN
P42100-15	COPULA SIDE WINDOWS	P80100-82	R.H. MAIN DRIVE ROD
P42100-16	COPULA FRONT & REAR WINDOWS	P80100-83	L.H. MAIN DRIVE ROD
P42100-29	PAIR WINDOWS	P80100-87	DRIVE RODS
P42100-31	CAR END A GRAB IRON	P80100-91	AIR PUMP
P42100-32	CAR END B GRAB IRON	P80100-97	MOTOR
P42100-33	DOOR KNOB	P80102-88	CROSS HEAD
P42100-40	STOVE	P80200-37	HEAD LIGHT
P42100-58	CIRCUIT BOARD	P80200-39	SMOKE STACK
P42100-59	ON OFF SWITCH EXTENTIONS	P80200-41	FRAME
P42100-60	REAR HAND RAIL	P80200-42	RUNNING BOARD
P42100-61	HAND WHEEL W/ BRAKE WHEEL	P80200-44	DRAWBAR
P42100-62	SAFETY CHAIN	P80200-51	PILOT TRUCK
P42100-63	ROOF LADDER	P80200-63	UPPER SLIDE
P42100-64	RETAINING SCREW	P80200-82	R.H. MAIN DRIVE ROD
P42200-02	SIDEFRAME	P80200-83	L.H. MAIN DRIVE ROD
P42200-03	AXLE JOURNAL BOX	P80200-94	MOTOR
P42200-03A	AXLE JORNAL BOX	P83000-14	BELL BRACKET
P42200-03C	AXLE JOURNAL BOX	P83000-15	BELL
P42200-11	BRAKEWHEEL	P83000-92	SIDE FRAMES
P42200-40	MARKER LIGHT FRONT W/O LENS	P83000-93	FRONT TRUCK BULSTER
P42200-41	MARKER LIGHT REAR W/O LENS	P83000-97	SET OF WHEELS
P42200-50	MARKER LIGHT LENS RED	P83000-98	A FRAME RAILBUS
P42200-51	MARKER LIGHT LENS GREEN	P862XX-04	BODY SIDE DOOR (RIGHT)
P42200-60	CABOOSE WINDOWS	P862XX-06	BODY HINGE (PAIR)
P42200-61	CLEAR WINDOW	P862XX-07	DOOR HANDLE
P42200-63	CLEAR PLASTIC WINDOW	P862XX-08	DOOR HANDEL HASP
P42200-72	PLASTIC GRABRAILINGS -BODY STY	P862XX-09	DOOR HANDLE BRACKER
P42200-75	PLASTIC GRABRAILINGS	P862XX-10	BODY HANDLE BRACKET
P42200-76	PLASTIC GRABRAILINGS	P86400-04	STEPS (PAIR)
P46000-03	UNDERFRAME	P86400-08	BRAKE WHEEL
P46000-04	PART	P86400-11	UNDERBODY AIR TANK
P46000-06	DOOR	P86400-12	BRAKEWHEEL SUPPORT BRACKET
P46000-07	DOOR GUIDE	P86400-22	DOOR BOTTOM GUIDES (PAIR)
P46000-08		P864XX-08	BRAKE WHEEL
P46000-09	DOOR LATCH SPRING	P86XXX-09	BRASS BREAKWHEEL POST
P46000-10	PLACARD HOLDER	PLK50001	HO POWER PACK 2 AMP
P46000-11	BRAKEWHEEL	PLK50101	O GAUGE STATIONARY ROLLERS
P46000-12	BRAKE WHEEL POST	PLK50102	HO STATIONARY ROLLERS (4)
P46000-13	BRAKEWHEEL PLATFORM	PLKS-1	S-1 MOTOR
P46000-14	LADDER	PR92300-01	S-4 GIFTBOX W/BLISTER
P46000-16	LONG ROOFWALK	PR92300-03	S-4 PLASTIC SEATED FIG W/SEAT
P46000-17	SIDE ROOFWALK	PR92300-10	S-4 PLASTIC UNPAINTED BELL

ARISTO-CRAFT INSIDER

PR92300-102	S-4 MOTOR PCB W/LEADS	RMT93023-1	PEEP PSGR.CAR BAG&COACH B&O
PR92300-1021	S-4 SOUND PCB W/LEADA	RMT93023-2	PEEP PSGR.CAR COACH&OBS B&O
PR92300-10211	S-4 SPEAKER W/LEADS	RMT93050-1	PEEP PSGR.CAR BAG&COACH CHRMS
PR92300-1022	S-4 LIGHT PCB W/LEADS	RMT93072-1	PEEP PSGR.CAR BAG&COACH HALLOW
PR92300-103	S-4 TRACTION TIRES (10)	RMT93072-2	PEEP PSGR.CAR COACH&OBS HALLOW
PR92300-11	S-4 PLASTIC UNPAINTED HORN	RMT93111-1	STREAMLINER BAG&COACH LIRR
PR92400-01	BEEP GIFT BOX W/PLA. INSERT	RMT93111-2	STREAMLINER DOME&OBS LIRR
PR92400-100	BEEP PLASTIC CHASSIS FRAME	RMT93121-1	STREAMLINER COACH&BAG NYC
PR92400-101	BEEP LEAD WEIGHTS OF FRAME (4)	RMT93121-2	STREAMLINER DOME&OBS NYC
PR92400-102	BEEP CIRCUIT BOARD UPGRADE KIT	RMT93147-1	STREAMLINER COACH&COACH N.SOU
PR92400-103	BEEP RUBBER TRACTION TIRES(10)	RMT93147-2	STREAMLINER DOME&OBS N.SOU
PR92400-104	BEEP AXLE/WHEELS WITH GEAR	RMT93148-1	STREAMLINER BAG&COACH TEXAS SP
PR92400-105	BEEP COUPLER ASSEMBLY	RMT93148-2	STREAMLINER DOME&OBS TX.SP.
PR92400-106	BEEP MOTOR WITH LEADS	RMT96204	COAL CAR SET CSX
PR92600-01A	INSERT A UNIT 92600	RMT96225	COAL CAR SET SOUTHERN
PR92600-08	F3 RUBBER BLACK END DIAPHRAGM	RMT96234	COAL CAR SET WEST.MARYLAND
PR92600-1001	ETCHED SIDE LADDER	RMT96235	COAL CAR SET VIRGINIAN
PR92700-01B	INSERT B UNIT 92700	RMT96240	COAL CAR SET ROCK ISLAND
PR93000-01	GIFTBOX	RMT96242	COAL CAR SET BOSTON .& MAINE
PR93000-02440	PASSENGER TRUCK	RMT96249	COAL CAR SET NEW HAVEN
PR93000-06	DOOR-BAGGAGE CAR UNPTD.	RMT96255	COAL CAR SET CAN. PACIFIC
PR93000-08	DIAPHRAM RUBBER	RMT96256	COAL CAR SET DEL.& HUDSON
PR96200-01	COAL GIFT BOX W/INSERT	RMT96264	COAL CAR SET LOUISVILLE&NASH.
PR96200-025005U	SET OF 2 TRUCKS W/COUPLER	RMT96300-03	STANDING FIGURE
PR96200-03	STANDING FIGURE	RMT96301-B	COV.HOPPER SET CANCER CURE -2
PR96200-04	PLASTIC COAL LOAD	RMT96311-C	COV.HOPPER SET LIRR
PR96200-05	METAL BRAKEWHEEL	RMT96316	COV.HOPPER SET MILWAUKEE
PR96200-06	PLASTIC DOORS	RMT96321	COV.HOPPER SET NY CENTRAL
PR96200-07	PLASTIC FRAME W/PIPING	RMT96328	COV.HOPPER SET BNSF
PR96300-012	2 PIECE BLISTER INSERT	RMT96333	COV.HOPPER SET ALASKA
PR96300-03	STANDING FIGURE	RMT96371	COV.HOPPER SET PENN CENTRAL
PR96300-04	PLASTIC COVERED ROOF	RMT96393	COV.HOPPER SET PRIDE OF NEWARK SET
PR96300-05	METAL BRAKE WHEEL	RMT96394	COV.HOPPER SET BALLAN TINE
PR96300-06	PLASTIC OPENING DORRS	RMT96395	COV.HOPPER SET RHEINGOLD BEER
PR96300-07	PLASTIC FRAME CHASSIS	RMT96396	COV.HOPPER SET SHAEFER BEER
PR96500-01M	GIFT BOX W/MISSLE INSERTS	RMT96397	COV.HOPPER SET HOOKER CHEMICAL
PR96500-01T	GIFT BOX W/TANK INSERTS	RMT96398	COV.HOPPER SET REVERE SUGAR
PR96500-041	LARGE TANK W/CRADLE	RMT96401-A	BOX CAR CANCER CURE
PR96500-042	MISSLE W/CRADLE	RMT96410A	BOX CAR SLSF/FRISCO 646410
PR96500-05	PLASTIC BRAKEWHEEL W/POST	RMT96410B	BOX CAR SLSF/FRISCO 116456
RMT92305	BANG S-4 CONRAIL #9663	RMT96411-C	BOX CAR LIRR #641111
RMT92311	BANG S-4 LIRR #443	RMT96414A	BOX CAR SANTE FE 646414
RMT92313	BANG S-4 AMTRAK #746	RMT96414B	BOX CAR SANTE FE 648902
RMT92347	BANG S-4 NORFOLK SO. #2103	RMT96415A	BOX CAR PENNSYLVANIA 646415
RMT92355	BANG S-4 CAN. PACIFIC	RMT96415B	BOX CAR PENNSYLVANIA 643408
RMT92380	BANG S-4 DL&W #483	RMT96417A	BOX CAR UNION PACIFIC 646417
RMT92401	BEEP EMD GP7 CANCER CURE	RMT96417B	BOX CAR UNION PACIFIC 190179
RMT92401-2	BEEP EMD GP7 CANCER CURE #2	RMT96422A	BOX CAR WESTERN PAC. 646422
RMT92411-5	BEEP EMD GP7 LONG ISLAND #1486	RMT96422B	BOX CAR WESTERN PAC. 648103
RMT92446-2	BEEP EMD GP7 USCG 1979	RMT96426A	BOX CAR JERSEY CEN 646426
RMT92450-1	BEEP EMD GP7 CHRISTMAS #1224	RMT96426B	BOX CAR JERSEY CEN 21468
RMT92450-2	BEEP EMD GP7 CHRISTMAS #1225	RMT96444A	BOX CAR RIO GRANDE 646444
RMT92472	BEEP EMD GP7 HALLOWEEN#1031	RMT96444B	BOX CAR RIO GRANDE 647703
RMT92510-2	BUDDY RDC SRS/SPERRY #101	RMT96445A	BOX CAR NICKEL PLATE646455
RMT92511-3	BUDDY RDC LONG ISLAND #1834	RMT96445B	BOX CAR NICKEL PLATE 641772
RMT92511-4	BUDDY RDC LONG ISLAND #2009	RMT96473A	BOX CAR NY SUBWAY 646473
RMT92533-3	BUDDY RDC ALASKA STATEHOOD #1959	RMT96473B	BOX CAR NY SUBWAY 201173
RMT92533-4	BUDDY RDC ALASKA STATEHOOD #2009	RMT96499-16A	BOX CAR MONON 6464916
RMT92545-1	BUDDY RDC NICKEL PLATE #101	RMT96499-16B	BOX CAR MONON 6448003
RMT92545-2	BUDDY RDC NICKEL PLATE #102	RMT96505	DEPR. FLAT SET CONRAIL
RMT92583-2	BUDDY RDC NO. PACIFIC #B-34	RMT96507	DEPR FLAT SET CON-ED NY
RMT92614	BEEF F-3 AA ATSF	RMT96508	DEPR FLAT SET PUBLIC SERV. NJ
RMT92615	BEEF F-3 AA PRR	RMT96509	DEPR FLAT SET ATOMIC AEC
RMT92621	BEEF F-3 AA NYC	RMT96515	DEPR FLAT SET PRR
RMT92623	BEEF F-3 AA B & O	RMT96516	DEPR FLAT SET MILWAUKEE
RMT92626	BEEF F-3 AA NJ CENTRAL	RMT96519-2	DEPR FLAT SET BETH.ST.-JOHN
RMT92633	BEEF F-3 AA ALASKA STATEHOOD	RMT96519-3	DEPR FLAT SET BETH.ST-SPAR
RMT92647	BEEF F-3 AA NO. SOUTHERN	RMT96519-4	DEPR FLAT SET BETH.ST-STLT
RMT92648	BEEF F-3 AA MKT TEX. SPECIAL	RMT96519-5	DEPR FLAT SET BETH.ST-LACK
RMT92675	BEEF F-3 AA NJ TRANSIT	RMT96521	DEPR FLAT SET NY CENTRAL
RMT92714	BEEF F-3 B ATSF	RMT96526	DEPR FLAT SET JERSEY CENTRAL
RMT92715	BEEF F-3 B PRR	RMT96533	DEPR FLAT SET ALASKA
RMT92721	BEEF F-3 B NYC	RMT96546	DEPR FLAT SET US COAST GUARD
RMT92723	BEEF F-3 B B & O	RMT96550	DEPR FLAT SET CHRISTMAS
RMT92726	BEEF F-3 B JERSY CENTRAL	RMT96562	DEPR FLAT SET US AIR FORCE
RMT92733	BEEF F-3 B ALASKA STATEHOOD	RMT96563	DEPR FLAT SET US MARINES
RMT92748	BEEF F-3 B MKT TEXAS SPECIAL	RMT96572	DEPR FLAT SET HALLOWEEN
RMT93000-1	PEEP PSGR.CAR BAG&COACH UNDEC	RMT96573	DEPR FLAT SET NY SUBWAY
RMT93000-2	PEEP PSGR.CAR COACH&OBS UNDEC	RMT96576	DEPR FLAT SET PENNA-PWR.
RMT93014-1	PEEP PSGR.CAR BAG&COACH. ATSF	RMT96705	ORE CAT SET CONRAIL
RMT93014-2	PEEP PSGR.CAR COACH&OBS ATSF	RMT96709-2	ORE CAR SET ATOMIC ENERGY COM
RMT93015-1	PEEP PSGR.CAR BAG&COACH PRR	RMT96711-2	ORE CAR SET LONG ISLAND
RMT93015-2	PEEP PSGR.CAR COACH&OBS PRR	RMT96715	ORE CAR SET PENNSYLVANIA
RMT93021-1	PEEP PSGR.CAR BAG&COACH. NYC	RMT96721	ORE CAR SET NY CENTRAL
RMT93021-2	PEEP PSGR.CAR COACH&OBS NYC	RMT96726	ORE CAR SET JERSEY CENTRAL

ARISTO-CRAFT INSIDER

RMT96733	ORE CAR SET ALASKA
RMT96738	ORE CAR SET LEHIGH VALLEY
RMT96750	ORE CAR SET CHRISTMAS
RMT96755	ORE CAR SET CANADIAN PACIFIC
RMT96772	ORE CAR SET HALLOWEEN
RMT96773-2	ORE CAR SET NY SUBWAY
RMT96778	ORE CAR SET RARITAN RIVER NJ
RMT96785	ORE CAR SET LK.SUPERIORa&ISHP
RMT96799-39	ORE CAR SET NY & ATLANTIC
RMT96811A	TANK CAR LONG ISLAND 646811
RMT96811B	TANK CAR LONG ISLAND 681111
RMT96901-B	CABOOSE CANCER CURE #2
RMT96905	CABOOSE CONRAIL #18882
RMT96911-C	CABOOSE LIRR #C-75
RMT96913	CABOOSE AMTRAK #14003
RMT96916	CABOOSE MILWAUKEE #992303
RMT96917	CABOOSE UNION PACIFIC #25493
RMT96926-2	CABOOSE CNJ #91545
RMT96927	CABOOSE RAHWAY VALLEY #102
RMT96928-2	CABOOSE BN SF #125803
RMT96959	CABOOSE ERIE #C-193
RMT96972	CABOOSE HALLOWEEN ##C-1031
RMT96975-2	CABOOSE NJ TRANSIT#2010
RMT96978	CABOOSE RARITAN RIVER #6
RMT96987	CABOOSE METRO NORTH #067
RMT99418	FIGURE SET STANDING (48) PTD
RMT99531-11	WATER TOWER LTD. LIRR
RMT99532-09	ROTATING BEACON ATOMIC ENERGY
RMT99532-11	ROTATING BEACON LIRR
RMT99533-11	RAIL YARD LIGHT TOWER LIRR
RMT99533-19	RAIL YARD LIGHT TOWER BETH STEEL
RMT99533-73	RAIL YARD LIGHT TOWER NY SUBWAY
RMT99576	STATUE OF LIBERTY B.U.W.LIGHTS
RMT99731	SNAP TRACK 0-31 CURVED
RMT99739	SNAP TRACKCONNECTION SET (2)
RMT99750	SNAP 5 1/2 STRAIGHT
RMT99751	SNAP TRACK 10 STRAIGHT
RMT99752	SNAP TRACK 20 STRAIGHT
RMT99753	SNAP TRACK 30 STRAIGHT
RMT99754	SNAP TRACK 40 STRAIGHT
RMT99772	SNAP TRACK 072 CURVED BOX(16)
RMT99791	SNAP INSULATED PINS (12)
RMT99792	SNAP METAL PINS (12)
RMT99798	SNAP TRACK LIT TERMINAL TRAC
SJ10706	6 BALL HEX DRIV ER
SJ10806	3 POWER BIT FOR
SJ40029	OVER RAIL CLAMP BRASS(50pcs)
SJ80562	PLASTIC CLAMP FOR SS(2 PCS)
SJ40272	DOUBLE CLAMP BRASS (2 PCS)