



TM

# ARISTO-CRAFT INSIDER

**VOL. 20 - NO. 5****SEPTEMBER - OCTOBER 2012**

## **Aristo-Craft Adds Direct Internet Sales by Lewis Polk**

After 75+ years of selling to dealers only, fewer and fewer dealers are capable of carrying our full line anymore. This past year alone, our price list went out to our trade partners. 50% came back as no longer in business.

Having lost many of our larger retailers in the past few years (St. Aubins, Ridge Road, SouthEast Trains and SanVal), more and more of our line was not being stocked and only special ordered when pre-sold, limiting sales drastically.

Because dealers tended to stock only the newest items in the line, a broad line of staples were not receiving the distribution access that they deserved.

With backgrounds in retailing, both Scott Polk and I were upset with our narrowing base of potential outlets for our product. We have many millions of dollars invested in molds, packaging, artwork, and line tooling for selling within the distribution chain.

Frankly, as a viable business plan, we needed to adapt to survive. The logistics of the modern marketplace have changed, forcing us to create new paths for ourselves.

*(Continued on page 2)*



Photo courtesy of Jan Nagle

## **NEW ORE CAR**

We have an Ore Car in our O Gauge line that is one of our best sellers, so we've decided to replicate it in G Gauge, too.

This model, based on the Greenville Steel Car Co. prototype, is what has sold so well for us in O Gauge. It has been scaled up to 1:29 G.

The molds are almost finished and we had a prototype at the Nationals in Chicago in August. This will likely be a roll out next spring and will be a welcome addition to our line of rolling stock and a good follow-up from our highly successful 2 Bay Hoppers.

We'll keep you updated when the final test shots are ready.

**698 S. 21st. Street, Irvington, NJ 07111-4109**

**PH: 973-351-9800 FAX 973-351-9700 [www.aristocraft.com](http://www.aristocraft.com)**



## Aristo-Craft Adds Direct Internet Sales

(Continued from Page 1)

The end result is that we are now have selling directly to consumers, like some of our main competitors before us have done.

Large Scale Trains is quite a small industry and has not continued to lend itself to wide-scale distribution in these days of Recession market consolidation.

Selling directly is not the best solution, but in the days of the Internet, it seems to be a defensive necessity. We make the product line available to anyone that wishes to purchase. No one has to drive to a store many miles away only to find that store does not stock the item being shopped for.

However, despite the change, the trade has not been totally shut out. Some dealers continue to sell our product and even undersell our pricing.

## Aristo-Craft Pricing Update

The U.S. dollar has declined against the Chinese Yuan by 22% in the last few years. Additionally, factory prices for us have jumped 15% each year for the past three years. Commodities such as plastic and brass have skyrocketed in costs and labor worldwide continues to skyrocket, too.

This does not include our higher U.S. costs of operation that continues to spiral upwards, as well.

Model train production is short-run. There's no chance for robotics to assist like it does in large production runs. With increasing labor costs in China and slow assembly by hand, the model train business has had to increase its pricing for the past several years.

Changing market conditions have forced us to adapt in other ways, too, in order to survive. For example, we have developed a delivery method that allows top-notch service along with quick deliveries and confirmations over the Internet.

We also had to incorporate a new integrated accounting system that gave the full-expected notifications and sales information. Changing accounting systems for Internet selling is a complex and time-consuming job, but we did this while maintaining a duplicate system until all was in place and checked out. This was not a choice we adopted willingly, but we had to either do this or close our doors.

Thank you in advance for your support during this transition and we look forward to continuing to be a viable source for your G Gauge needs in the future.

Electronics, mass production items, and auto production will continue to bring strength to U.S. factories, but not for short-run production type products. If a product like teapots could be made on the same production line everyday, then costs could be contained.

However, when you make a different item every day, it's impossible to make savings with such short-range production. We have produced a video called "How Model Trains are Made," which gives you a view into the type of manufacturing complexities and manpower needed to make our trains.

We know that you need top-notch

(Continued on page 3)



## Aristo-Craft & Li-On Batteries

We have offered our Li-On battery packs for a few years now and some of them have been troublesome. Each pack comes with a PCB that provides safety to the pack to eliminate over-charging problems and potential fires.

These boards have sometimes malfunctioned when a single or several cells stopped working. To rectify this problem, we are creating our own engineered in-house board that is plugged into the pack and will monitor and charge each battery individually. Each cell has a wire leading to a plug that is then plugged into a female socket on the board.

This board is made in the U.S. and is proprietary to Aristo-Craft. The board was made to work with our wall charger with the LED that notifies when the charge is complete. We have not been able to find such a solution in the open market, so we have taken the time to engineer a custom solution.

Battery power remains the most efficient and cleanest way to run

(Continued on page 3)



## Aristo-Craft Pricing Update

(Continued from page 2)

products and we will continue to respond to this market as long as it's viable. We don't know of any U.S. model train production that has been able to lower costs and even be a major force in the industry.

That doesn't mean that robotics will not eventually lead to short production run capabilities, but it's not here yet. Until then, we will continue to produce high quality products in Asia.

## Aristo-Craft & Li-On Batteries

(Continued from page 2)

trains. When coupled with our innovative Revolution radio control system, a battery-powered railroad means no time is lost cleaning track, freeing you up for more time running.

With battery power, there is also no reverse loop problems and no wiring or connections clamps necessary.

The warranty on batteries is 2 years, not our normal 5, since the care and charging of the batteries is subject to users not properly charging batteries on a regular basis. Left unused, batteries can lose capacity, but when properly maintained and charged on a regular basis, they will last for 500 charges.

Other batteries are available on the market, but only Aristo-Craft's will have this amazing charging board.

## AN INTERVIEW WITH SCOTT POLK, PART TWO

(Editor's note: Part One of this interview was published in the July/August 2012 Insider.)

*Aristo-Craft Insider: What would you like to bring to the hobby through Aristo-Craft?*

Scott Polk: I think it is a matter of what I would like to bring and what I would like to continue combined. We have always made excellent product and that is something that we will continue always. I hope to bring the hobby into many more homes in the future which will help the longevity and growth of the industry.

*AI: You go to many shows across the country. What is the most common thing you've heard from customers?*

SP: I always hear "Is the G Gauge industry dying?" or "How can we grow the G Gauge market?"

These are both tough questions to answer. Is the industry dying? I don't believe so. As long as the G Gauge manufacturers continue to bring out new product, which we all currently do, we will all be running trains for a long time. Now, growing the market is a slow process that will take time.

*AI: Locomotives are always the stars of any model railroad company. What plans do you have for new and exciting motive power?*

SP: It has become very expensive these days to make a new product, whether it's in the States or overseas. Either way, we continue to make new product. Currently we have the SW-1 and GG-1 which we have been talking about for some time. They will both come to be in late 2013. Moving forward with existing engines, you will see all new paint schemes and road names.

*AI: Aristo-Craft has always excelled at making a wide array of rolling*



*stock. What can customers look forward to in passengers and freight cars?*

SP: Right now we are actually in the process of making the mold for our new Ore Car, which will be out the beginning of 2013. This will be followed by the 50 ft. Boxcar, All-Purpose Well Car, and Grain Car as well. Rolling Stock is something that I hope to be able to make two new items a year down the road.

Also, all rolling stock that is being made in the future will come with metal wheels. Yes, this will raise the price of the item, but it is something that our customers have been asking for.

*AI: Track is one of Aristo-Craft's most popular commodities. How do you see the track line expanding over the months and years ahead?*

SP: Track has been tough for us this year due to many outside factors, but we are seeing a brighter end to the year. So with that in mind, I don't think that we will be doing any expanding of the track line, but instead focus on making what we have work better. We have a wide variety of track right now, more than anyone else. The key is to be able to make it fast enough. The market always has a demand for track-- Oh yeah, aluminum track, great stuff! Low cost, too. We have recently made switches for our Aluminum Track Line which will be coming in on our next container.

*AI: Thanks, Scott!*



# ARISTO-CRAFT INSIDER

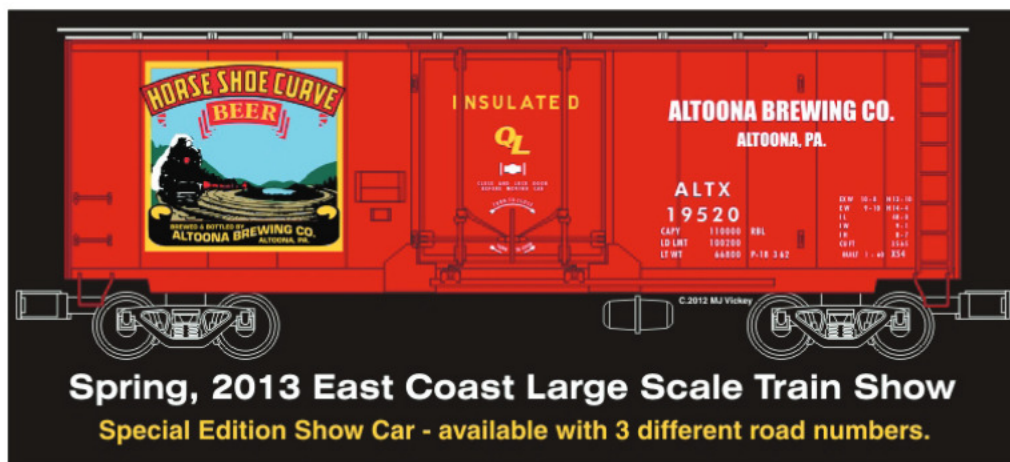
## ECLSTS UPDATE by Harry Hartman

The East Coast Large Scale Train Show for 2013 is on track for March 22nd and 23rd!

While I was at the 2012 National Garden Railway Convention in Chicago, I was asked several times by vendors and individuals, "Are you still having the 2013 ECLSTS?" My answer back was always, "yes." I would tell them that the show was on track and on time for March 2013. The show car is on order, the building is rented, the advertisements are being placed, and the vendor registration forms have been sent out. We did receive requests for information about the show from some new vendors while we were at the national show. Judging by the comments and the phone calls I have received, people are eager for the 2013 ECLSTS.

Don't forget about the fantastic club displays that are found at the shows. They all change in some way from show to show. Some change in a small way and others are totally different each show. Come see how this one will change this year.

If you have not seen the 2013 ECLSTS show car, it is the Horse Shoe Curve Beer Plug-Door Boxcar. It will contain the Altoona Brewing Company lettering. It is a very colorful car with red sides, silver top and the Horse Shoe Curve Graphics with a train. This show car will come in three road numbers and will be available with plastic wheels. As always, these show cars will be available in limited quantities and available only at the show. As colorful as this car is, it may be a very quick sellout. We do not have the show price yet, but I am sure it will be more than the \$50.00 cost from past years. Yes, we will have our Show shirt, too. It is in the design phases right now.



*One of the many club layouts on display each and every year at the ECLSTS.*

One additional thing about the show car, I was able to find a beer can that was Horse Shoe Curve Beer and it was not that expensive. I found it on the Internet. So I bought it to display with my show car when I get them home from the March 22 & 23, 2013 ECLSTS.

As I always say, you are one of the best advertisements for the ECLSTS and the hobby. Not everyone has the same size lot to put up a display as you and not everyone has the same terrain in their backyard as you do. Also not everyone started out with a huge display. However, most people started small enough to see if they enjoyed it. When they found out how much fun Garden Railroading is, they started thinking about what they

could do next and it grew from that small display. We attract new people to this hobby by telling and showing them how much fun we have with our Garden Railways, not by grumbling about how we can't take this wheel off or that railroad never had a car like that. I got involved with the hobby because I love trains, gardening and I could run these trains outside.

By the time you read this article, the show will be 6 months away. Those 6 months will go quickly. So start your list and check over your equipment to see if there is anything you will need to replace while you are at the next show. We hope to see you there.



# ARISTO-CRAFT INSIDER

## ALL'S WELL THAT ENDS WELL by Alan Lott

Readers of the Kalmbach Garden Railways magazine know that downloadable plans to 1:29 scale (the same scale as the majority of products made by Aristo-Craft) can often be downloaded free of charge from the Kalmbach web site.

I have downloaded one or two of these plans over the last year or so. Namely a signal tower, firehouse, way station, and more recently a timber coaling stage. This coaling stage is an open-fronted three-sided affair based on one at Hatley, WI and has a derrick with buckets for loading.

I decided that my railroad needed a coaling stage of this type and I duly set out on its construction. The materials used are treated lumber, the kind of stuff you use for patio or chalet flooring, and is clad with thin tongue and groove narrow paneling which hopefully simulates vertical boarding. All structures on the Oliver & North Fork Railroad are painted in the basic red colour frequently seen on grain elevators. The roofing is cut from real roofing tiles. All my structures have this type of roof, as it is totally waterproof and maintenance free. Yes, I know shingles would look better, but I want trouble-free (other than a repaint) buildings.

When the building was finished, except for the derrick and coal buckets, I suddenly had a horrible realization. I had totally overlooked the fact that the coal depot was served by two tracks: one in front for the locomotive to be coaled and one at the rear for reception of new coal deliveries. I should have looked at the pictures more closely!

The yard where the coaling stage was to be sited had a main line go-



*A handbuilt 1:29 barn by Alan Lott*

ing towards Tomahawk Tunnel. This could serve for the locomotive getting coal replenishment. A short spur served a small yard which has fuel and log stocks and a small amount of railroad junk. I slewed the spur to allow sighting of the new depot and placed to depot in its new home.

It looked awful! It totally spoiled the yard's appearance and obscured to a great degree the nice (in my opinion) portal of the Tomahawk Tunnel. It had to go!

Ruminating before sleep – I guess many garden railroaders do so, and after all, Aristo 2-Bay Coal Hoppers are better than sheep – I decided that by adding a fourth side, i.e. the front, I could save the project by making it into a barn.

A front was added with false doors and loophole. Plus, an open-ended lean-to was added to one side. The barn is now similar in appearance to the red barn marketed by Aristo-Craft, but not such a bright red in colour. Maybe another coat of a brighter red could be done during the winter. I have to add a few cosmetic windows and I will paint a hex, most likely in the Fall, when much of the heavy foliage of 2012 has either been cut down or died back.

One of the great things about our hobby is that there is always one or two projects to be done.




# ARISTO-CRAFT INSIDER

The new Crest Train Engineer Receiver with Sound will be ready soon.  
Here is a look at what comes inside the box:



CRE 57002SD \* Generic Diesel Sound\*  
CRE 57002SS\* Generic Steam Sound\*  
Non Plug N Play board  
Auxiliary Wire Harness  
Speaker Plug  
Link Switch




A –PLUG FOR SPEAKER


B –LINK SWITCH

C–Auxiliary Wire

D – Chuff



Non Plug –N- Play  
Board



Auxiliary Wire



Speaker Plug



Link Switch

## SOUND OPERATION

On The Transmitter		Auxiliary Functions
Press– 1 for		Turn ON / Turn OFF Sound
Press– 2 for		Bell
Press– 3 for		Horn
Press– 7 for		High Volume
Press– 8 for		Medium Volume
Press– 9 for		Low Volume

Note: To turn On or Off the sound you have to select the latch function on the transmitter under 'AUXFUNCSETUP'. To turn On the Latch function, go to 'AUXFUNCSETUP' and press the Stop/Enter button, highlight "F1" and press the Left arrow to select the LATCH function.  
When the locomotive comes to a full stop, the sound will idle for 30 seconds and then stop working



# ARISTO-CRAFT INSIDER

## ON-HAND LIST as of 9/04/2012

SJ80562	PLASTIC CLAMP FOR SS( 2 PCS)	ART20603	2-8-0 CONSOLIDATION ATSF
SJ40272	DOUBLE CLAMP BRASS (2 PCS)	ART20604	2-8-0 CONSOLIDATION UP
ART11000	12" STRAIGHT TRACK (12PCS)	ART20608	2-8-0 CONSOLIDATION NYC
ART11001	EURO TRACK 1/2 STRAIGHT (12)	ART20609	2-8-0 CONSOLIDATION USATC
ART11100	CURVE TRACK 4'DIAM(12PCS)	ART21875	USRA TENDER - UNDEC
ART11101	EURO TRACK CURVE 1/2	ART21900	SLOPE TENDER UNDEC.(BLK)
ART11103	EURO TRACK TIES CURVED	ART22006	FA-1 PRR/PENN.5-STR.TUSC.
ART11103B	TRACK TIES CURVED - EURO	ART22203	RS-3 ATSF/SANTA FE ZEBRA
ART11205	SWITCH-REMOTE RIGHT	ART22205	RS-3 DRGW/RIO GRANDE
ART11215	SWITCH-REMOTE LEFT	ART22209	RS-3 SO.RAILWAY GRN/WHT
ART11297	MANUAL SWITCH MACHINE	ART22213	RS-3 B&O/BALTIMORE & OHIO
ART11298	SWITCH MACHINE REM SLOW MOTION	ART22240	RS-3 DIESEL NICKEL PLATE RD.
ART11298B	SWITCH MACHINE REM SLOW BULK	ART22245	RS-3 NEW HAVEN
ART11351	RE-RAILER W/ GAP & DIODES	ART22406	SD-45 DIESEL - ERIE LACKAWANA
ART11500	CURVE TRACK MED 5' DIAM	ART22702	EGG LINER - UNION PACIFIC
ART11600	EURO CURVE TRACK LGE. 8' BRASS	ART22703	EGG LINER - ATLANTIC COAST LIN
ART11805	EURO CURVED TRACK 16.5' BRASS	ART22707	EGG LINER - LADY BUG
ART11820	EURO CURVE TRACK 20' BRASS	ART22708C	EGG LINER - EASTER EGG
ART11900	RAIL JOINERS(12PACK)BRASS	ART22711	EGG LINER - ATSF WARBONNET
ART11900B	TRACK RAIL JOINERS (50)	ART22714	EGG LINER - HONEY BEE
ART11901	RAIL JOINERS (4PACK) PLASTIC	ART22715	EGG LINER - MONARCH BUTTERFLY
ART11902	TAP & DRILL SET 2MM FOR TRACK	ART22775B	EGG LINER - WREATH SET
ART11903	WATERPROOF MICRO SWITCH (2)	ART22775C	EGG LINER - WREATH&SNOWFLAKE SET
ART11905	STATIONARY ROLLERS (4 PACK)	ART22797	EGG LINER ANNUAL 2011
ART11906	TRACK GAUGE w/ LEVEL	ART22798	EGG LINER ANNUAL 2010
ART11911	RAIL TO TIE SCREWS (50)	ART23005	DASH 9 ATSF
ART11921	DUAL RAIL BENDER	ART23006	DASH 9 NS
ART11940	RAIL CLAMP (10) SILVER PLTD.	ART23010	DASH 9 UP FLAG
ART11950	WIRE W/LUG FOR JOINERS (10)	ART23012	DASH 9 BNSF HERITAGE 1
ART12091	EXT TRACK SET W/1 MAN SWITCH	ART23017	DASH 9 BNSF (SWOOSH)
ART12101	ALUMINUM STRAIGHT 12	ART23018	DASH 9 BR. COLUMBIA
ART12105	ALUMINUM RAIL 8' (12 PCS)	ART23019	DASH 9 15TH CANADIAN NAT.
ART12111	ALUMINUM TRACK 4' CURVE	ART23309	PCC TROLLEY BALTIMORE
ART12160	ALUMINUM CROSSING 19.5 DEGREE	ART23316	PCC TROLLEY CAPITAL TRANSIT
ART12161	ALUMINUM CROSSING 30 DEGREE	ART23317	PCC TROLLEY MINNEAPOLIS
ART12162	ALUMINUM CROSSING 90 DEGREE	ART23376S	PCC RWB PAT
ART12180	ALUM. CURVE TRACK 8'	ART23376S2	PCC RWB PAT
ART12181	ALUMINUM TRACK 10' CURVED	ART29098	FRT.TRUCK W/METAL WHEELS&BB
ART12190	ALUM. TRACK 72" ST FLEX (12PC)	ART29099	MODERN FREIGHT TRUCKS W/PL WHL
ART12199	ALUMINUM ST. TRACK 5'(12PCS)	ART29101	TRUCK-FREIGHT PLASTIC WHEELS
ART12202	ROADBED - 5' CURVED	ART29102	TRUCK-CABOOSE METAL WHEELS
ART12203	ROADBED - 8' CURVED	ART29104	PLASTIC WHEELS (2WHEEL SETS)
ART12204	ROADBED - 10' CURVED'	ART29105	ROGERS LOCO METAL SML WHL SET
ART12301B	GRID SHELF 15 X 24 BLACK	ART29106A	ROGERS FRONT DRIVE WHEELS
ART12302B	GRID 1/4 ROUND CURVE BLACK	ART29106B	ROGERS BACK DRIVE WHEELS
ART12303W	GRID INSIDE CORNER WHITE	ART29107	TRUCK-PSGR(WOOD)METAL WHEELS
ART12304	WALL BRACKET 15 BLACK	ART29108	TRUCK-LONG TENDER (PAIR)
ART12305	GRID S HOOK FOR DOOR AREA	ART29109	TRUCK-HWT.PSGR.(PAIR)
ART12306	GRID SUSPENSION HOOK 10	ART29111D	MTL WHLS - BLK 4 AXLE W/O HUB
ART12307	GRID SUSPENSION HOOK 20	ART29112	SPRINGS-FREIGHT TRUCK(50PCS)
ART12310	SUSPENSION BAR 16 BLACK	ART29113	SPRINGS-PASSENGER TRUCK
ART12312	GRID BRACKET FOR TOWER 15	ART29114	SPRINGS-DIESEL TRUCK
ART12316	CEILING GRID CLIP	ART29115	TRUCK-SLOPE TENDER (PAIR)
ART12401	TRACK SUPPORT FLOWER TUB (6)	ART29117	TRUCK-PSGR. STRMLN
ART20031	USA STR. TRACK 1/2 S.S.	ART29118	DIESEL BUSHINGS
ART20100	SS CURVE TRACK 4'	ART29118P	DIESEL BUSHING (PREVIOUS)
ART20110	SS CURVE TRACK 5'	ART29119S	SPRINGS STREAMLINE SILVER
ART20115	SS CURVE TRACK 8'	ART29120	TRUCK-DELTON TO ARISTO (PR)
ART20117	SS CURVE TRACK 9'	ART29123B	BALL BEARING WHEELS 2 AXLES BL
ART20120	SS CURVE TRACK 10'	ART29130	METAL WHEEL REPLACEMENT
ART20121	SS CURVE TRACK 11.5'	ART29131	METAL DIESEL WHEEL W/TIRE
ART20124	SS CURVE 15' DIAM.	ART29132B	INNER GEAR BOX W/O WHEELS
ART20125	SS CURVE TRACK 20' DIAM	ART29134	COMMONWEALTH 6 AXLE TRUCK PR
ART20345	SS #6 WYE SWITCH SS	ART29138	SS WHEELS FOR 3-AXLE TRUCKS(4)
ART20370	SS SWITCH WIDE MANUAL RIGHT US	ART29139	SS WHEELS FOR 2-AXLE TRUCKS(4)
ART20375	SIDING FOR 10' DIAM.SWITCH	ART29140	BALL BEARINGS FOR MODERN FRT.
ART20380	SS SWITCH WIDE MANUAL LEFT USA	ART29196	COUPLER-KNUCKLE (1 PAIR) E-8
ART20400	SS CROSSING 19.5	ART29197	COUPLER-KNUCKLE (1 PAIR)DASH 9
ART20405	SS CROSSING 30 DEGREE	ART29198	KNUCKLE COUPLER (50 PR.s)
ART20410	SS CROSSING 90 DEGREE	ART29199	KNUCKLE COUPLER (6PR.)
ART20600	2-8-0 CONSOLIDATION UNDEC	ART29200	COUPLER-KNUCKLE (1 PAIR)



# ARISTO-CRAFT INSIDER

ART29201	COUPLER RS-3/LIL' CRITTER	ART40205	20' FLAT CAR - B&O
ART29202	HOOK & LOOP COUPLER 1 PAIR.	ART40225	20' FLAT CAR - CHRISTMAS
ART29203	HOOK & LOOP COUPLER 6 PR	ART40301	20' BOX CAR - PRR
ART29205	COUPLER- KNUCKLE (PR) SD-45	ART40302	20' BOX CAR - ATSF
ART29206	KNUCKLE COUPLER FA(2) NEW	ART40305	20' BOX CAR - B&O
ART29300	SMOKE STACK(OPERATING)	ART40311	20' BOX CAR - D&RGW
ART29301	SMOKE STACK(OPG)STV/PSG.CAB.	ART40325	20' BOX CAR - CHRISTMAS
ART29302	SMOKE STACK(OPG)ROGERS LOCO	ART41001	GONDOLA SOO/COLORMARK
ART29304	SMOKE STACK(OPG) PSGR.WOOD	ART41008	GONDOLA PRR/PENNSYLVANIA
ART29306	SMOKE UNIT-STEAM LOCO 0-4-0	ART41012	GONDOLA SR/SOUTHERN RAILWAY
ART29309	SMOKE UNIT-LOCO RS-3	ART41015	GONDOLA BALTIMORE & OHIO
ART29311	SMOKE UNIT SD-45	ART41027	GONDOLA NORFOLK SO.
ART29313	SMOKE UNIT PARTS	ART41029	GONDOLA CONRAIL QUALITY
ART29352	UNIVERSAL FOR PACIFIC 6 PACK	ART41030	GONDOLA ERIE LACKAWANNA
ART29353	UNIVERSAL ASSEMBLY FOR FA-1	ART41102	COV.GONDOLA NEW YORK CENTRAL
ART29354	AXLE W/ GEAR FOR FA-1	ART41103	COV.GONDOLA PITTLAKE ERIE
ART29355	MOTOR BLOCK 3 AXLE DIESEL (EA)	ART41110	COV.GONDOLA UP
ART29358	MOTOR BLOCK-RAILBUS W/A-FRAME	ART41112	COV.GONDOLA DENVER RIO GRANDE
ART29360	MOTOR FOR 0-4-0	ART41201	COV.HOPPER NICKEL PLATE ROAD
ART29361	MOTOR FOR MIKADO/PACIFIC	ART41207	COV.HOPPER BORAXO
ART29362	GEAR BOX - MIKADO W/WHLS	ART41208	COV.HOPPER UNION PACIFIC
ART29363	PACIFIC GEAR BOX W/WHLS	ART41210	COV.HOPPER FARM.CO-OP (PINK)
ART29366	POWER TRUCK PCC TROLLEY	ART41211	COV.HOPPER RIO GRANDE
ART29400	GEAR BOX & MOTOR 2-4-2 ROGERS	ART41215	COV.HOPPER PRR/PENNSYLVANIA
ART29402	BRUSH & SPRING SET W/HOLDER 4	ART41216	COV.HOPPER RDG/READING
ART29403	ASSORTED SCREW SET	ART41218	COV.HOPPER BURLINGTON NO.
ART29404	RUBBER TIRES 2-4-2 ROGERS	ART41224	COV.HOPPER ATSF SM. HERALD BRN
ART29405	RUBBER TIRES - DIESEL	ART41225	COV.HOPPER L&NE FRIED EGG
ART29406	BRUSH,SPRING&BUSHING(8)DIESEL	ART41226	COV.HOPPER D&RGW GRAY
ART29501	MARKER LIGHTS 2-4-2 ROGERS	ART41227	COV.HOPPER CEN.OF GEORGIA
ART29502	BULB/LONG CAB/SIERRA(10PC)	ART41228	COV.HOPPER WABASH W/FLAG
ART29503	BULB & SOCKET SET W/WIRE	ART41229	COV.HOPPER NEW HAVEN BROWN
ART29507	BULB/HVYWT/STRMLINE(2PC)	ART41230	COV.HOPPER FRISCO BLACK
ART29508	RS-3 MARKER LIGHTS (PR)	ART41335	S.DOME-TANK GATX
ART29511	PLUG FOR POWER TO TENDER	ART41336	S.DOME-TANK ULTX
ART29512	DITCH LIGHTS (2)	ART41337	S.DOME-TANK GENERAL MOLASSES
ART29514	DASH 9 EXTRA WEIGHTS	ART41338	S.DOME-TANK STAUFFER CHEM.
ART29515	WEIGHTS FOR THE SD-45	ART41339	S.DOME-TANK CORN INDUSTRIAL
ART29517	E-8 WEIGHTS 3 + SCREWS	ART41401P	COAL HOPPER CHESSIE w/plasti
ART29518	WIRES W/FEMALE PLUG L+230MM	ART41406P	COAL HOPPER UP w/plastic whl
ART29519	PLUG MALE L=200MM	ART41407P	COAL HOPPER NORFOLK SO.
ART29600	TRACK TO PACK.CONN.WIRE	ART41409P	COAL HOPPER CONRAIL
ART29603	ARISTO-LUBE OIL 1.125 OZ.	ART41431P-A	COAL HOPPER SOO LINE
ART29605	10 AMP FUSE FOR TRAIN ENG.	ART41433P-A	COAL HOPPER WHEELING&LAKE ERI
ART29607	MU CABLE	ART41617	3 DOME-TANK PITTS.PLATE GLASS
ART29608	WIRES WITH PLUGS FOR SOUND INS	ART41801F	2 BAY COAL HOPPER PRR
ART29700	CHAIR KIT-L(6PCS)LONG CABOOSE	ART41802F	2 BAY COAL HOPPER ATSF
ART29703	DOUBLE CHAIR SET (4)	ART41804E	2 BAY COAL HOPPER D&RGW
ART29704	NEW ROOF WALK FOR FRT CAR	ART41808F	2 BAY COAL HOPPER GN
ART29706	LOWERED FLOOR FOR ROLLING STOK	ART41809B	2 BAY COAL HOPPER B & M
ART29708	LONG CABOOSE ROOF WALK/NEW	ART41809C	2 BAY COAL HOPPER B & M
ART29950	TRACK CLEANING PAD	ART41809D	2 BAY COAL HOPPER B & M
ART30100	USA CURVE TRACK 4'(12 CIRCLE)	ART41811A	2 BAY COAL HOPPER C & NW
ART30101	USA CURVE TRACK 1/2 SECTION	ART41812A	2 BAY COAL HOPPER NYC
ART30110	USA CURVE TRACK 5' (12)	ART41812B	2 BAY COAL HOPPER NYC
ART30116	USA CURVE TRACK 9'	ART41812C	2 BAY COAL HOPPER NYC
ART30125	USA CURVE 20' DIAM	ART41817A	2 BAY COAL HOPPER D & H
ART30130	USA CURVE 16.5' DIAM	ART41817B	2 BAY COAL HOPPER D & H
ART30300	USA SWITCH MANUAL RIGHT	ART41817C	2 BAY COAL HOPPER D & H
ART30310	USA SWITCH REMOTE RIGHT	ART41817D	2 BAY COAL HOPPER D & H
ART30410	CROSSING 90 DEGREE	ART41818A	2 BAY COAL HOPPER B&O L.LETRS
ART40001	GONDOLA 20' - PRR	ART41818B	2 BAY COAL HOPPER B&O L.LETRS
ART40002	GONDOLA 20' - A.T.S.F.	ART41819A	2 BAY COAL HOPPER READING SPD
ART40003	GONDOLA 20' - U.P.	ART41819B	2 BAY COAL HOPPER READING SPD
ART40005	GONDOLA 20' - B & O	ART41820A	2 BAY COAL HOPPER LACKAWANA
ART40011	GONDOLA 20' - D&RGW	ART41820B	2 BAY COAL HOPPER LACKAWANA
ART40025	GONDOLA 20' - CHRISTMAS	ART41821A	2 BAY COAL HOPPER ERIE
ART40101	20' TANK CAR - PRR	ART41821B	2 BAY COAL HOPPER ERIE
ART40102	20' TANK CAR - ATSF	ART41822A	2 BAY COAL HOPPER SOO LINE
ART40103	20' TANK CAR - UP	ART41822B	2 BAY COAL HOPPER SOO LINE
ART40105	20' TANK CAR - B&O	ART41823A	2 BAY COAL HOPPER MO.PACIFIC
ART40111	20' TANK CAR - D&RGW	ART41823B	2 BAY COAL HOPPER MO.PACIFIC
ART40125	20' TANK CAR - CHRISTMAS	ART41824A	2 BAY COAL HOPPER NO.PACIFIC
ART40201	20' FLAT CAR - PRR	ART41824B	2 BAY COAL HOPPER NO.PACIFIC



# ARISTO-CRAFT INSIDER

ART41825A	2 BAY COAL HOPPER PITT.&SHAWM	ART60051	ICE SKATER-FEMALE
ART41825B	2 BAY COAL HOPPER PITT.&SHAWM	ART60052	ICE SKATER MAN W/SCARF
ART41878X-A	2 BAY COAL HOP. L&N #60899	ART60054	ICE SKATER-FEMALE W/SCARF
ART41878X-B	2 BAY COAL HOP L&N#60894	ART60055	ICE SKATER-MALE RACER
ART41878X-C	2 BAY COAL HOP L&N #60886	ART60056	HOBBO CATCHING GOOSE
ART41878X-D	2 BAY COAL HOP L&N #60792	ART60057	HOBBO FAT QUEEN OF THE ROAD
ART41879X-D	2 BAY COAL HOP C&O #123585	ART60058	HOBBO W/POLE RECLINING
ART42131	CABOOSE LONG ACL	ART60059	U.S. AIRFORCE OFFICER W/BAG
ART42201	BOBBER CABOOSE PRR/PENNA	ART60060	MALE SPORTSMAN W/GOLF CLUBS
ART42208	BOBBER CABOOSE UP/UNION PAC	ART60061	MALE SPORTSMAN W/TENNIS
ART42209	BOBBER CABOOSE B&O/BALTI. & OH	ART60062	FEMALE W/TENNIS DRESS
ART42210	BOBBER CABOOSE DRGW/RIO GRAND	ART60063	FEMALE W/BABY
ART42211	BOBBER CABOOSE ATSF/SANTA FE	ART60065	SEATED MALE ASLEEP
ART42225	BOBBER CABOOSE CHRISTMAS	ART60066	SEATED FEMALE SEWING
ART45106	40' DBL. DOOR BOXCAR PRR	ART60067	SEATED FEMALE W/BABY
ART45202	40' PLUG DOOR BOX CAR FGE	ART60068	TRACK WORKER W/PICK
ART45203	40' PLUG DOOR BOX CAR DT&C	ART60069	TRACK WORKER W/SLEDGE HAMMER
ART45205	40' PLUG DOOR BOX CAR CNJ	ART60070	WORKER W/WHEEL BARREL
ART46000	BOX CAR(STEEL)PTD w/DATA	ART60071	PHOTOGRAPHER W/CAMERA
ART46004	BOX CAR(STEEL)PRR/PENNA.	ART60073	COWBOY W/SADDLE
ART46010	BOX CAR(STEEL)UP/UNION PAC.	ART60076	WORKMAN W/ JACK HAMMER
ART46066	BOX CAR (STEEL)ERIE	ART60077	WORKMAN FOR COMPRESSOR
ART46071	BOX CAR (STEEL)CHESSIE CAT	ART60077B	COMPRESSOR
ART46102	STOCK CAR CNW/CHICAGO	ART60078	MAN SHOVELING
ART46106	STOCK CAR ATSF/SANTA FE	ART60079	MAN SWEEPING
ART46117	STOCK CAR B&O/BALTIMORE&OHIO	ART60080	WOMAN WORKER W/WRENCH
ART46119	STOCK CAR TP/TEXAS & PACIFIC	ART60081	WOMAN WORKER W/SHOVEL
ART46701	SNOW PLOW - D&RGW	ART60082	FIGURE - SEATED - SELMA
ART46702	SNOW PLOW - C & S	ART60084	FIGURE - SEATED EATING
ART46703	SNOW PLOW - CNW	ART60085	FIGURE - SEATED - YOUNG WOMAN
ART46706	SNOW PLOW - PRR	ART60086	FIGURE - SEATED CHILD W/RR
ART46707	SNOW PLOW - NYC	ART60088	FIGURE - SEATED W/BINOCULARS
ART46950	TRACK CLEANING CAR - ARISTO	ART60089	FIGURE - SEATED - LINDA
ART46951	TRACK CLEANING CAR - PRR	ART60090	FIGURE - SEATED - SHIRLEY
ART46953	TRACK CLEANING CAR - UP	ART60091	FIGURE - SEATED - TERRY
ART60002	TRAIN CONDUCTOR	ART60094	FIGURE - SEATED - KATHRYN
ART60003	TRAIN BRAKEMAN	ART60197	TURNTABLE FOR FIGURES
ART60004	MAN IN SUIT	ART60301	TEDDY BEAR JOINTED 8"
ART60005	WOMAN WITH HAT	ART60405	SCRAP LOAD FOR GONDOLA
ART60006	MAN WITH SATCHEL	ART60407	COAL LOAD 100 TON HOPPER
ART60007	MAN IN SHIRT	ART62005	MILITARY TRAVELERS SET
ART60008	PORTER IN WHITE JACKET	ART62009	SPORTING PEOPLE SET
ART60009	DINING CAR WAITER	ART62010	PUBLIC SAFETY UNIFORMED SET
ART60010	SOLDIER W/DUFFLE BAG	ART62011	CONSTRUCTION WORKERS SET
ART60011	WOMAN CONDUCTOR	ART66002	FLOCKED BABY ELEPHANT
ART60012	SEATED PASSENGER MALE W/STICK	ART66006	FLOCKED BEAR
ART60013	SEATED PASSENGER FEMALE	ART66007	FLOCKED LIONESS
ART60015	STATION MASTER	ART66008	FLOCKED GORILLA
ART60017	SHEPHERD W/CAPE AND DOG	ART66009	FLOCKED WHITE TIGER
ART60018	CONDUCTOR WITH LANTERN	ART66010	FLOCKED TIGER
ART60019	SEATED MAN W/CIGAR	ART66011	FLOCKED LION
ART60020	SEATED CHILD/GIRL	ART66012	FLOCKED ELEPHANT
ART60025	SEATED SANTA ENGINEER	ART66013	FLOCKED ZEBRA
ART60027	HOBBO W/POLE AND BAG	ART66014	FLOCKED GIRAFFE
ART60028	HOBBO SEATED ON TREE STUMP	ART7100	VICTORIAN STATION BUILT-UP
ART60030	USA FIREMAN	ART7101	COVERED BRIDGE
ART60031	POLICEMAN	ART7107	VICTORIAN BARN
ART60032	STATE TROOPER	ART7109	WATCH TOWER w/OPER.LT & SMOKE
ART60034	TEXAS RANGER	ART7200	THE PASSENGER DEPOT - BUILT-UP
ART60035	FARMER IN COVERALLS	ART7202	THE CROSSING SHANTY - BUILT-UP
ART60036	LUMBERJACK	ART7206	CHURCH
ART60037	WEST POINT CADET-MALE	ART7210B	TRACT HOUSE BUILT UP GREEN
ART60039	US ARMY MARINE - MALE	ART7401	FOAM PORTAL
ART60040	US ARMY SOLDIER-FEMALE	ART80102	CLASSIC C-16 COAL DRGW/RIO GR
ART60041	US NAVY SAILOR-MALE	ART80202	CLASSIC C-16 WOOD DRGW/RIO GR
ART60042	WOMAN WITH BABY	ART84196	LIVE STEAM BUTANE FILLER VAL
ART60043	BRIDE	ART84198	CD VIDEO OF LIVE STEAM
ART60044	GROOM	ART84199	STEAM OIL 1 QT.
ART60045	CLOWN #1	ART89103	CABOOSE TRUCK W/METAL WHEELS
ART60046	CLOWN #2	ART90010	HOW MODEL TRAINS ARE MADE DVD
ART60047	CLOWN #3	CRE0001	GRAIN OF WHEAT BULB CLEAR
ART60048	CLOWN #4	CRE0005	GRAIN OF WHEAT 4ASST. COLORS
ART60049	CLOWN #5	CRE00072	MICRO SWITCH
ART60050	ICE SKATER-MALE	CRE00073	MICRO SWITCH W/LEVER (10)



# ARISTO-CRAFT INSIDER

CRE0010	GRAIN OF RICE BULBS CLEAR (40)	P20601-08	LOCO CYLINDER SUPPORT
CRE0011	GRAIN OF RICE BULBS ASST. COLORS	P20601-101	LOCO CHASSIS ORNAMENT
CRE29429	TRACK MAGNET (6)	P20601-111	LOCO 562MO12 STANCHION
CRE29431	REED SWITCHES (2)	P20601-12	LOCO R. CYLINDER EXHAUST
CRE29434	DALEE SOUND MALLET	P20601-146	LOCO FLY WHEEL
CRE29435	DALEE DIG. SOUND E-8	P20601-15	LOCO SMOKE BOX FRONT
CRE29436	DALLEE DIG. SOUND RDC	P20601-16	4.25
CRE29438	DALLEE DIG. SOUND RS-3	P20601-18	LOCO BOTTOM DOOR HINGE
CRE29439	DALLEE DIG. SOUND FA-1	P20601-22	LOCO HEADLIGHT PLATFORM
CRE29441	DALLEE DIG. SOUND PACIFIC	P20601-24	LOCO CYLINDER SUPPORT
CRE29442	DALLEE DIG. SOUND CONSOLIDATION	P20601-25	LOCO L.H. FRONT STEP
CRE29444	DALLEE SOUND DASH 9	P20601-26	LOCO R.H. FRONT STEP
CRE29445	DALLEE SOUND SD-45	P20601-33	LOCO STEAM PIPE
CRE29448	DALLEE SOUND SM. STEAMER	P20601-37	LOCO R.H. AIR TANK
CRE29450	DALLEE SOUND GP-40	P20601-47	LOCO HEADLIGHT LENS
CRE29601	CREST- SMOKE FLUID 4 OZ.	P20601-48	LOCO HEADLIGHT SIDE LENS
CRE29608	TE OUTPUT GLASS FUSE (5)	P20601-51	LOCO REAR CAB WINDOW
CRE55001	TRAIN ENGINEER RECEIVER	P20601-62	LOCO RADIUS ROD
CRE55002	H.O. TRAIN ENG RX 6 PACK	P20601-64	LOCO PILOT SUPPORT
CRE55004	RECEIVER 2 PACK	P20601-65	LOCO CAB SUPPORT
CRE55005	ANTENNA METAL TELESCOPING	P20601-66	LOCO DRAWBAR MOUNT
CRE55400	POWER PACK 1.8 AMP W/CHIP	P20601-68	LOCO SUN SHADE
CRE55401	CONTROLLER	P20601-69	LOCO REAR STEAM PIPE
CRE55402	POWER PACK FOR 220 V	P20601-79	LOCO L.PISTON ROD
CRE55452	TRACK/PACK CONNECTOR HEAVY DUTY	P20601-80	LOCO R.PISTON ROD
CRE55465	ELITE DUAL VOLATAGE POWER SUPP	P20601-82	LOCO GENERATOR
CRE55466	JEWEL 5 AMP REGULATED SUPPLY	P20601-84	LOCO MARKER LIGHT
CRE55467	15 AMP CONTROLLER ONLY	P20601-89	LOCO HEAD LIGHT
CRE55468	EVEREST POWER SUPPLY	P20601-90	LOCO HEAD LIGHT
CRE55474	DC/RC WIRELESS ACCESS SWITCH	P20601-91	LOCO PILOT TRUCK RETAINER
CRE55475	DC/RC 5 SWITCH RX	P20601-92	LOCO PILOT
CRE55491	ON BOARD TRAIN ENG. 75	P20601-96	LOCO MARKER LIGHT SCREW
CRE55492	ONBOARD RX PLUS TX	P21000	DOODLEBUG LOCO PARTS
CRE55493	GEL CELL BATTERY 6V 3.2 AMP x3	P21000	HEADLIGHT FOR LOCOMOTIVE
CRE55494	CHARGER FOR GEL CELLS	P21000-01	INSTRUCTION MANUAL
CRE55498	ON-BOARD COOLING FAN	P21000-02	CAB FRAME
CRE55499	FAN FOR 55471 ABOVE 5 AMPS	P21000-04	CAB ROOF
CRE55601	AUTO CUTOFF FOR GELL BATTERY	P21000-05	WHISTLE
CRE55602	WIRE HARNESS FOR BATTERY SET	P21000-07	R.H. CAB DOOR
CRE55611	Y PLUG FOR BATTERY PARALLEL	P21000-08	DOOR SPRING
CRE55612	BATTERY BOX 6 AA FOR REM SWITCH	P21000-105	WHEEL
CRE55613	Y PLUG FOR BATTERIES IN SERIES	P21000-106	SPINDLE
CRE55621	ADAPTOR PLUG FOR LI-ON BAT.CHARGER	P21000-112	SPRING
CRE55622	PLUG ADAPTOR FOR EURO 55620	P21000-113	BRUSH(PAIR)
CRE55650	BATTERY NMH 12V 28 M.A.	P21000-119	TRAILING TRUCK MAIN MOUNT
CRE55651	BATTERY NIC_D 12V 1500 M.A.	P21000-126	L.H. BRAKESHOE
CRE55660	CHARGER FOR NICAD&NMH	P21000-127	R.H. BRAKESHOE
CRE55663	BATTERY CHGR. FOR 55653 AUTO	P21000-146	L.H. CROSSHEAD
CRE57005B	TRAIN ENGINEER 2.4 BASE STATION RX (6)	P21000-151	R.H. CROSS HEAD
CRE57074	RCC REMOTE SWITCH DEVICE	P21000-29	LIGHT BULB SOCKET
CRE57074B	RCC REMOTE SWITCH DEVICE (6)	P21000-30	LIGHT BULB
CRE57078	NON PLUG 'N PLAY	P21000-31	HEAD LIGHT HOUSING
CRE57079	BRIDGE RECTIFIER BOARD	P21000-32	HEAD LIGHT LENS
CRE57088	6 PIN ACCESSORY BOARD	P21000-39	BELL HARP
CRE57089	EXTENSION BUTTON W/CORD	P21000-40	BELL
CRE57090	REVOLUTION PWC TO LINEAR	P21000-76	REAR STEP
CRE57091	BASE STATION PWC TO LINEAR	P21000-77	STEP RETAINING SCREW
CREFA130	CERMAG FA-130	P21000-78	COW CATCHER
CRERE140	CERMAG RE-140	P21000-79	COW CATCHER RETAINING SCREW
CRERE260	CERMAG RE260	P21000-80	DRAWBAR PIVOT
CRERE280	CERMAG RE280	P21000-81	DRAW BAR
CRERS540	CERMAG RS540 MOTOR	P21000-95	L.H. CAB STEP
CRERS550	CERMAG MOTOR	P21000-96	CAB STEP RETAINING SCREW
FROG	FROG FOR WIDE RADIUS SWITCH	P21000-97	R.H. CAB STEP
P20600	CONSOLIDATION LOCO PARTS	P21000-98	CAB STEP RETAINING SCREW
P20600-01	HEADLIGHT	P2100-159A	DRIVE WHEEL WASHER
P20600-02	NUMBER PLATE GLASS	P210XX	ROGERS LOCO PARTS
P20600-05	COAL LOAD	P21200-06	PLASTIC BELL & BRACKET
P20600-07	REAR LIGHT	P21300	0-4-0 LOCO PARTS
P20600-10	TENDER STEP L	P21300-04	FIREBOX & BOILER
P20600-11	TENDER STEP R	P21300-14	HEADLIGHT AASSEMBLY
P20600-12	TENDER LADDER	P21300-16	SMOKE JACK
P20601-04	LOCO REAR CYLINDER	P21300-21	SMOKE STACK
P20601-06	LOCO CYLINDER EXHAUST	P21300-23	AIR PUMP



# ARISTO-CRAFT INSIDER

P21300-24	BELL HARP	P21400-157	DRIVE BLOCK RETAINING SCREWS
P21300-25	BELL FOR 0-4-0	P21400-158	DRIVE BLOCK MOUNT SCREWS
P21300-30	ECCENTRIC ROD	P21400-159	DRIVE BLOCK UPPER HALF
P21300-31	ECCENTRIC ARM	P21400-160	DRIVE SHAFT
P21300-33	LOWER MOTOR SUPPORT	P21400-161	SPACER
P21300-34	0-4-0 MOTOR	P21400-162	END BEARING
P21300-35	FORWARD DRIVE WHEEL	P21400-163	L & R BRAKE SHOES
P21300-36	FORWARD DRIVE WHEEL GEARBOX	P21400-163L	L.H. BRAKE SHOE
P21300-38	ECCENTRIC CRANK	P21400-163R	R.H. BRAKE SHOE
P21300-40	DRIVE ROD LEFT	P21400-164	FRONT & REAR DRIVE WHEELS
P21300-41	DRIVE ROD RIGHT	P21400-167	CENTER DRIVER EQUILIZER SPRING
P21300-42	CONNECTING ROD RIGHT	P21400-168	MAIN DRIVE ROD CONNECTING SCRE
P21300-43	CONNECTING ROD LEFT	P21400-169	LONG MAIN DRIVE ROD
P21300-44	CROSSHEAD SLIDE RIGHT	P21400-17	RH CAR ENTERANCE DOR
P21300-45	CROSSHEAD SLIDE LEFT	P21400-170	SHORT MAIN DRIVE ROD
P21300-49	SCREW	P21400-170L	L.H. SHORT DRIVE ROD
P21300-50	SCREW	P21400-170R	R.H. SHORT DRIVE ROD
P21300-54	REAR COUPLER CENTERING DEVICE	P21400-171	ELECTRICAL EYELET
P21300-55	DRAR BAR	P21400-172	BUSHING
P21300-62	FORWARD DRIVE WHEEL GEARBOX AS	P21400-173	HELICAL GEAR BOX RETAINING NUT
P21300-63	HANDRAIL STANCHION	P21400-174	L.H. GEARBOX HALF
P21300	RT. HANDRAIL	P21400-175	DRIVE AXLE
P21300	GENERATOR	P21400-176	DRIFT PIN
P21400	PACIFIC LOCO PARTS	P21400-177	HELICAL GEAR
P21400-02	BOILER SHELL	P21400-178	R.H. GEAR BOX HALF
P21400-03	CAB	P21400-179	HELICAL GEAR BOX RETAINING SCR
P21400-04	BOILER HANDRAIL	P21400-180	R.H. CENTER DRIVE AXLE MOUNT
P21400-09	HANDRAIL STANCHIONS	P21400-181	AXEL BARREL
P21400-099	PARTS LIST	P21400-182	L.H. CENTER DRIVER AXLE MOUNT
P21400-10	GENERATOR	P21400-183	FLYWHEEL
P21400-100	SMOKE BOX GRAB IRON	P21400-19	PART
P21400-101	SMOKE BOX FRONT	P21400-20	SMOKE FAN
P21400-103	SMOKE BOX DOOR	P21400-21	PILOT MOUNT
P21400-104	MARKER LIGHTS	P21400-22	COW CATCHER
P21400-105	MARKER LIGHT SCREW	P21400-23	R.H. FRONT STEP
P21400-106	MARKER LIGHT BULBS	P21400-24	L.H. FRONT STEP
P21400-107	HEAD LIGHT	P21400-25	CAB LIGHT
P21400-108	FEED WATER HEATER	P21400-26	BOILER & FIRE BOX MOUNTING SCR
P21400-114	SMOKE PIPE RETAINER	P21400-27	AIR PUMP
P21400-115	SMOKE STACK	P21400-27A	CAB MOUNTING SCREW
P21400-116	PART	P21400-28	PART
P21400-117	R.H. SMOKE BOX HALF	P21400-29	CROSSHEAD MOUNT L
P21400-12	WHISTLE	P21400-30	FRONT STEP LOWER MONTING SCREW
P21400-128	R.H. CROSS HEAD FORWARD MOUNT	P21400-31	PILOT MOUNT RETAINING SCREW
P21400-129	CROSSHEAD MOUNT	P21400-4	HAND RAIL
P21400-13	SAND DOME	P21400-46	SCREW
P21400-130	PISTON ROD R.H.	P21400-47	MOTOR
P21400-131	PISTON ROD L. H.	P21400-48	ASH PAN
P21400-132	LH PISTON ROD	P21400-49	R.H. BRAKE
P21400-133	CROSS HEAD UPPER SIDE	P21400-50	BRAKE RETAINING SCREW
P21400-134	SHORT ARM	P21400-51	LH REAR BRAKE
P21400-135	LONG ARM	P21400-52	BRAKE RETAINING SCREW
P21400-136	SHORT & LONG ARM SCREW	P21400-53	ASH PAN RETAINING SCREW
P21400-137	R.H. REAR CROSS HEAD SUPPORT	P21400-54	DRAW BAR
P21400-138	L.H. REAR CROSS HEAD SUPPORT	P21400-55	DRAW BAR SPRING
P21400-139	R.H. CROSSHEAD ARM	P21400-56	DRAWBAR WASHER
P21400-14	BELL HARP	P21400-57	DRAW BAR SPRING RETAINING WASH
P21400-140	L.H. CROSSHEAD ARM	P21400-58	DRAWBAR RETAINING SCREW
P21400-141	CROSS HEAD SCREWS	P21400-60	POWER REVERSE ACTUATOR SCREW
P21400-142	CROSS HEAD FORWARD MOUNT	P21400-61	R.H. FORWARD AIR TANK
P21400-143	MAIN DRIVE ROD	P21400-62	AIR TANK SCREW
P21400-144	MAIN ECCENTRIC CRANK	P21400-63	R.H. REAR PIPING
P21400-145	SPACER	P21400-64	PART
P21400-147	ECCENTRIC ROD	P21400-65	R.H. FORWARD PIPING
P21400-148	R.H. REVERSE MOUNT	P21400-66	PIPING SCREW
P21400-149	LH REVERSE MOUNT	P21400-67	AIR PUMP
P21400-15	BELL	P21400-68	AIR PUMP RETAINING SCREW
P21400-150	REVERSE MOUNT SCREW	P21400-69	L.H. REAR AIR TANK
P21400-151	R.H. REVERSE CAM	P21400-70	AIR TANK UPPER HALF
P21400-152	L.H. REVERSE CAM	P21400-71	L.H. PIPING
P21400-153	REVERSE CAM SCREWS	P21400-72	PIPING SCREW
P21400-154	MOTOR DRIVE BLOCK UNIVERSAL	P21400-73	PART
P21400-155	EQUALIZERS	P21400-74	AIR TANK SCREW
P21400-156	DRIVE BLOCK LOWER HALF	P21400-75	PONY TRUCK REAR SUPPORT



# ARISTO-CRAFT INSIDER

P21400-76	R.H. PONY TRUCK SIDEFRAME	P21500-90	RH SMOKE BOX HALF
P21400-77	R.H. PONY TRUCK SIDE FRAME SCR	P21500-91	HEAD LIGHT CIRCUIT BOARD
P21400-79	L.H. SIDE FRAME SCREW	P21500-95	PART
P21400-80	PONY TRUCK SUPPORT	P21500-96	BELL
P21400-81	PONY TRUCK WHEELS	P21600	MAIN PCB
P21400-82	BRASS BUSHING	P21600-03	CAB
P21400-83	ELECTRICAL EYELET	P21600-07	CAB WINDOW REAR
P21400-84	EYE;ET SCREW	p21600-08	CAB SLIDING WINDOW
P21400-85	PONY TRUCK WASHER	P21600-101	DRIVE BLOCK PIVOT
P21400-86	PONY TRUCK SCREW	P21600-102	BOLSTER
P21400-87	PILOT TRUCK WHEELS	P21600-103	BOLSTER
P21400-88	PILOT TRUCK MID FRAME	P21600-109	MOTOR W/HEX
P21400-89	PILOT TRUCK ELECTRICAL PICKUP	P21600-110	FRONT AND REAR WHEELS
P21400-90	PILOT TRUCK SIDE FRAME	P21600-112	DRIVE AXLE FLYWHEEL
P21400-91	SIDE FRAME SCREW	P21600-115	STAR WASHER
P21400-92	PILOT TRUCK WIRE BUNDLE	P21600-117	LONG MAIN DRIVE ROD LH
P21400-93	PILOT PIVOT	P21600-118	LONG MAIN DRIVE ROD RH
P21400-94	PILOT RETAINER WASHER	P21600-119	SCREW
P21400-95	PILOT TRUCK SPRING	P21600-12	SMOKE BOX DOOR
P21400-96	SPRING	P21600-120	SHORT MAIN DRIVE ROD LH
P21400-97	SPRING RETAINER WASHER	P21600-121	SHORT MAIN DRIVE ROD RH
P21400-98	WASHER	P21600-126	MAIN ECCENTRIC CRANK
P21400-99	SPRING RETAINER WASHER SCREW	P21600-13	BELL
P21405-32	PILOT RETAINING SCREW	P21600-14	BELL HARP
P21500	MIKADO LOCO PARTS	P21600-15	NUMBER BOARD LH
P21500-103	PART	P21600-152	FRONT RAILING
P21500-104	MARKER LIGHTS	P21600-155	HEADLIGHT
P21500-106	PISTON ROD SCREW	P21600-156	HEADLIGHT LENS
P21500-107	HEAD LIGHT	P21600-16	NUMBER BOARD RH
P21500-108	MIKADO CONTACT WIRES	P21600-166	PILOT MALLET
P21500-109	EQUALIZERS (EACH)	P21600-22	MARKER LIGHT ASSY RH
P21500-110	21500-110	P21600-23	MARKER LIGHT LH
P21500-111	P21500-111	P21600-26	FRONT STEAM PIPES RH
P21500-114	LARGE ECCENTRIC ROD SCREW	P21600-31	REAR STEAM PIPES LH
P21500-116	LH SHORT MAIN DRIVE ROD	P21600-33	WHISTLE
P21500-125	ECCENTRIC ROD	P21600-35	SAFETY VALVE
P21500-126	MAIN ECCENTRIC CRANK	P21600-36	STEAM VALVE AUX
P21500-127	LONG MAIN DRIVE ROD	P21600-37	GENERATOR
P21500-128	P21500-128	P21600-38	LUBRICATOR DRY PIPE
P21500-131	R.H. CROSSHEAD MOUNT	P21600-39	CAB VENT
P21500-135	P21500-135	P21600-43	HAND RAIL STANCHION
P21500-136	P21500-136	P21600-63	CAB LOWER SUPPORT
P21500-14	SAND DOME	P21600-64	REAR STEP
P21500-140	PART	P21600-71	RH REAR PIPING
P21500-142	CROSSHEAD FORWARD BUNT	P21600-72	DISTRIBUTER VALVE RH
P21500-143	MAIN DRIVE ROD L.H.	P216XX	MALLET LOCO PARTS
P21500-144	MAIN DRIVE ROD RH	P21800-01	PARTS LIST
P21500-145	STAR WASHER	P21800-16	BODY WEIGHTS
P21500-146	WHEEL RETAINING SCREW	P21800-25	REAR STEP
P21500-147	STAR WASHER	P21800-29	L.H. FORWARD STEP
P21500-148	RH REVERSE MOUNT	P21800-30	R.H. FORWARD STEP
P21500-149	L.H. REVERSE MOUNT	P21800-31	FORWARD STEP SCREWS
P21500-150	RH BRAKE SHOES	P21800-49	REAR TRUCK
P21500-151	FRONT/REAR DRIVE WHEELS	P21800-50	FORWARD TRUCK
P21500-152	MIDDLE DRIVE WHEELS	P21800-51	BOLSTER
P21500-157	FLYWHEEL	P21800-52	SIDE FRAME
P21500-161	ECCENTRIC ROD	P21800-54	BUSHING
P21500-168	PART	P21800-55	SPRING
P21500-169	PART	P21800-56	SPRING MOUNT
P21500-177	AXLE BARREL	P21800-57	SPRING MOUNT SCREW
P21500-19	PART	P21800-59	CYLINDRICAL MAGNET
P21500-41	L.H. REVERSE CAM	P21800-61	CHUFF SWITCH AXLE
P21500-42	R.H. REVERSE CAM	P21800-61	OLD STYLE PART
P21500-43	REVERSE CAM SCREW	P21800-62	CHUFF SWITCH
P21500-44	DRAW BAR - MIKADO	P21800-63	SCREW
P21500-47	STAR WASHER	P21800-66	DRAW BAR
P21500-48	REVERSE MOUNT SCREW	P21800-67	DRAW BAR SCREW
P21500-49	DRAW BAR SCREW	P21800-69	DRAW BAR PIN
P21500-50	PILOT TRUCK SPRING	P21800-70	DRAW BAR (NEW TYPE)
P21500-51	PILOT RETAINER WASHER	P21800-86	DRAW BAR
P21500-52	PILOT RETAINER SCREW	P21800-99	PARTS LIST
P21500-53	PILOT TRUCK FRAME	P21810-61	DRAWBAR PIN
P21500-54	PILOT TRUCK WHEELS	P21850-04	FORWARD GRAB IRON L.H.
P21500-87	SMOKE STACK	P21850-05	FORWARD GRAB IRON R.H.



# ARISTO-CRAFT INSIDER

P21850-06	FRONT DECK AND STEPS	P22000-54	CONTROL SWITCH MODULE
P21850-09	REAR GRAB IRON R.H.	P22000-55	SCREW
P21850-10	REAR GRAB IRON L.H.	P22000-56	COUPLER CENTERING SCREW
P21850-11	REAR LADDER	P22000-57	WASHER
P21850-13	LIGHT BULB	P22000-58	COUPLER CENTERING SPRING
P21850-14	LAMP HOUSING	P22000-59	COUPLE L BRACKET
P21850-15	LIGHT LENS VAN. TEN.	P22000-60	PAIR WEIGHT STACK
P21850-17	SHORT PLATFORM	P22000-61	WEIGHT STACK RETAINING SCREW
P21850-18	WATER FILL HATCH	P22000-62	WEIGHT STACK NUT
P21850-19	LONG PLATFORM	P22000-65	CHASSIS
P21850-20	SHORT HANDRAIL STANCHION	P22000-66	CIRCUIT BOARDS
P21850-21	LONG HANDRAIL STANCHION	P22000-71	CAR BODY RETAINER SCREW
P21850-22	HAND RAIL RIGHT HAND	P22000-72	FORWARD LADDER
P21850-23	HAND RAIL L.H.	P22000-73	MID & REAR LADDER
P21850-25	PCB	P22000-74	FRONT STEPS
P21850-28	5 WATT 8 OHM SPEAKER	P22000-75	MID AND REAR LADDER
P21900-01	INSTRUCTION MANUAL	P22000-76	FUEL TANK
P21900-12	LIGHT LENS	P22000-77	FUEL TANK MOUNTING SCREW
P21900-13	LAMP HOUSING	P22000-82	JOURNAL BOX
P21900-15	LIGHT SOCKET & PLUG	P22000-83	SIDE FRAME MOUNTING SCREW
P21900-21	SPEAKER	P22000-84	LOWER SIDE FRAME
P21900-32	SCREWS	P22000-86	BRAKE SHOES
P21900-33	SCREW	P22000-86L	BRAKE SHOE LEFT
P21900-34	FORWARD COUPLER	P22000-86R	BRAKE SHOE RIGHT
P21900-35	SCREW	P22000-87	MAIN SIDE FRAME
P21900-36	FRONT STEPS	P22000-99	PARTS ORDER FORM
P21900-99	PARTS LIST ORDER FORM	P22000-A	PART
P22000	FALOCO PARTS	P22000-D	SCREWS
P22000-01	INSTRUCTION MANUAL	P22050-04	FAN COVER
P22000-02	LOWER SIDEFRAME WASHER	P22050-05	LONG GRAB IRON
P22000-03	BODY SHELL	P22050-06	SHORT GRAB IRON
P22000-03A	BUSHING MOUNT	P22050-18	LONG GRILL
P22000-03K	BUSHING MOUNT	P22050-19	MEDIUM GRILL
P22000-04	FAN COVER	P22050-21	DOOR DIAPHRAM
P22000-05	LONG GRAB IRON	P22050-40	COUPLER L BRACKET
P22000-06	SHORT GRAB IRON	P22050-41	SCREWS
P22000-06A	BUSHING SCREWS	P22050-43	MID & REAR LADDER
P22000-07	DAGGER SCREWS	P22050-44	FORWARD LADDER
P22000-08	DAGGER	P22050-50	"A" FRAME
P22000-10	FAN MOTOR RETAINING SCREW	P22050-82	JOURNAL BOX
P22000-11	FAN CHAMBER	P22050-87	MAIN SIDE FRAME
P22000-12	FAN MOTOR	P22050-93	BUSHING MOUNT
P22000-13	SMOKE TUBE	P22050-96	BUSHING MOUNT RETAINING SCREW
P22000-16	FAN CHAMBER MOUNTING SCREW	P22050-99	PARTS LIST
P22000-17	R.H. MARKER BOARD	P22100	U-25 LOCO PARTS
P22000-18	L.H. MARKER BOARD	P22100	HANDRAIL SET FOR U-25-B
P22000-21	R.H. WINDSHIELD WIPER	P22100-01	LOWER SIDEFRAME SCREW
P22000-22	L.H. WINDSHIELD WIPER	P22100-05	CAB HOLD DOWN BRACKET
P22000-25	MARKER BOARD LIGHT BULB	P22100-08	WINDSHIELD WIPER
P22000-27	HEADLIGHT & LENS	P22100-12	HEADLIGHT BULBS
P22000-28	NUMBER BOARD MOUNTING SCREW	P22100-14	SAND FILLER HATCH
P22000-29	FRONT PILOT	P22100-15	SHORT HOOD
P22000-30	L.H. FRONT SIDE WINDOW	P22100-22	HEADLIGHT & NUMBERBOARD MOUNT
P22000-30A	R.H. FRONT SIDE WINDOW	P22100-23	NUMBER BOARD
P22000-31	L.H. WINDSHIELD	P22100-31	IMPELLER MOTOR
P22000-32	R.H. WINDSHIELD	P22100-32	IMPELLER MOTOR WIRE HARNESS
P22000-33	CREW SEAT MOUNTING SCREW	P22100-34	LONG HOOD AIR INTAKE SCREEN
P22000-34	AIR HOSE	P22100-37	HORN
P22000-35	COUPLER MOUNTING SCREW	P22100-39	SMOKE UNIT
P22000-37	PILOT FRONT MOUNTING SCREW	P22100-40	R.H. LONG HANDRAIL
P22000-37R	RIGHT DOOR	P22100-41	L.H. LONG HANDRAIL
P22000-38	LEFT DOOR	P22100-42	R.H. SHORT HANDRAIL
P22000-39	RH DOOR	P22100-43	LEFT HAND SHORT HANDRAIL
P22000-41	CAB REAR WALL	P22100-44	FRONT OR REAR "A" HANDRAIL
P22000-42	CAB LIGHT BULB	P22100-44A	HANDRAIL
P22000-43	SCREW	P22100-45	FRONT OR REAR "B" HANDRAIL
P22000-44	CAB FORWARD DOOR WINDOW	P22100-45B	HANDRAIL
P22000-45	CREW SEAT	P22100-46	FRONT OR REAR HANDRAIL CHAIN
P22000-46	CREW SEAT MOUNT	P22100-47	HAND RAIL
P22000-48	LONG SIDE GRILL	P22100-49	CONTROL SWITCH MODULE MOUNT SC
P22000-49	MEDIUM SIDE GRILL	P22100-51	LONG HOOD MOUNTING SCREW
P22000-5	LONG GRAB IRONS	P22100-54	SHORT HOOD MOUNTING SCREWS
P22000-50	WINDOW	P22100-56	PART
P22000-52	DOOR DIAPHRAM	P22100-60	AIR HOSE



# ARISTO-CRAFT INSIDER

P22100-62	PILOT MOUNT SCREWS	P22400-115	MIDDLE RIGHT STEP
P22100-63	PILOT MOUNT MOUNTING SCREW	P22400-116	TOP LEFT STEP
P22100-64	COUPLER SWING BAR	P22400-117	TOP RIGHT STEP
P22100-65	COUPLER MOUNT	P22400-118	MU BASE
P22100-66	COUPLER CENTERING SPRING	P22400-119	M.U. COVER
P22100-67	COUPLER SWING BAR & MOUNTING S	P22400-12	CAB SIDE WINDOW FRAME
P22100-68	COUPLER MOUNTING SCREW	P22400-120	DROP STEP
P22100-77	CIRCUIT BOARD	P22400-121	BRAKE LINE
P22100-78	REAR CIRCUIT BOARD RETAINING S	P22400-122	MU HOSE
P22100-79	MID CIRCUIT BOARD	P22400-123	END SILL STEPS/ MU POCKETS
P22100-81	FORWARD CIRCUIT BOARD	P22400-13	5 CHIME AIRHORN
P22100-82	JOURNAL BOX	P22400-133	"A" FRAME RETAINING SCREW
P22100-83	SIDE FRAME MOUNT SCREW	P22400-14	HEADLIGHT & # BOARD
P22100-84	FUEL TANK COVER	P22400-146	WHEELS FOR SD-45
P22100-85	FUEL TANK COVER RETAINING SCRE	P22400-34	FAN COVER STYLE A
P22100-86	FUEL TANK MOUNTING SCREW	P22400-36	FAN
P22100-86L	BRAKE SHOE U-25B	P22400-37	FAN BASE
P22100-86R	BRAKE SHOE FOR U25B	P22400-39	LIFT RING
P22100-89	ECCENTRIC BOLSTER PIN	P22400-43	HORN FOR SD-45
P22100-90	ESSENTRIC SCREW	P22400-53-57	SD-45 HANDRAIL SET UNDECORATED
P22100-91	"A" FRAME TO BOLSTER ADAPTER L	P22400-53-57	DECORATED HANDRAILS FOR SD-45
P22200	RS-3 LOCO	P22400-56	LONG HOOD AIR INTAKE SCREEN
P22200-05	SWITCH COVER (BLACK)	P22400-58	SIDE GRILL
P22200-06	FAN COVER	P22400-59	RADIATOR COVER
P22200-08	MOVABLE LOUVER	P22400-61	REAR NUMBER BOARD
P22200-11	HORN	P22400-69	WEIGHT RETAINING NUT
P22200-12L	HANDRAIL STANTIONS LEFT	P22400-71	WEIGHT RETAINING SCREW
P22200-14	MARKER LIGHTS (P82100-05)	P22400-72	POWER SUPPLY CIRCUIT BOARD
P22200-16	SHORT HOOD LIGHTING MOD	P22400-76	HANDRAIL FRONT LEFT
P22200-25	SWITCH COVER RETAINER CLIP	P22400-77	HANDRAIL FRONT RIGHT
P22200-26	SW COVER RETAINER CLIP SCREWS	P22400-77A	RIGHT HAND FRONT HANDRAIL
P22200-30	FRONT & REAR WINDOW	P22400-78	HAND RAIL REAR LEFT
P22200-31	CAB FORWARD & REAR WINDOW	P22400-79	HAND RAIL REAR RIGHT
P22200-32	ENGINEER SIDE WINDOW	P22400-80	END SILL RAILING
P22200-33	FIRMANS SIDE WINDOW	P22400-85	COUPLER SWING BAR
P22200-35	COUPLER MOUNT SCREW	P22400-86	COUPLER MOUNT
P22200-45	SPEAKER	P22400-87	COUPLER SWING BAR SCREW
P22200-52	CHASSIE WEIGHT	P22400-90	BELL CLAPPER
P22200-53	CHASSIS WEIGHT STACK RETAINING	P22400-91	PART
P22200-54	CHASSIS WEIGHT STACK	P22400-92	L.H. AIR RESERVOIR
p22200-58	a frame screw	P22400-93	FUEL FILL PIPE
P22200-59	FRONT AND BACK HANDRAILS	P22400-94	FUEL GAUGE
P22200-60	HANDRAIL	P22400-95	FUEL TANK L.H.
P22200-61	LH SHORT HOOD HANDRAIL	P22400-96	R.H. FUEL TANK
P22200-64	FRONT & REAR CROSSOVER & MU HO	P22400-97	WEIGHT SCREW LONG
P22200-65	FRONT & REAR CROSSOVER	P22400-98	FUEL TANK WEIGHT SMALL
P22200-74	SPRING	P22500	LIL'CRITTER PARTS
P22200-75	COUPLER CENTERING SPRING	P22500-05L	MARKER LIGHTS
P22200-82	JOURNAL BOX	P22500-05R	MARKER LIGHTS
P22200-84	LOWER SIDEFRAME	P22500-06	HORN
P22200-86	BRAKE SHOES	P22500-09L	HANDRAIL STANCHIONS
P22200-86L	LEFT HAND BRAKE SHOE	P22500-09R	HANDRAIL STANCHIONS
P22200-86R	RIGHT HAND BRAKE SHOE	P22500-20	CAB FORWARD AND REAR WINDOWS
P22200-87	SIDEFRAME	P22500-22	ENGINEER SIDE WINDOW
P22200-99	PARTS LIST	P22500-23	FIREMAN SIDE WINDOW
P22400	SD-45 PARTS	P22500-35	CONTROL MODULE
P22400-01	INSTRUCTION MANUAL	P22500-50	CROSSOVER FRONT AND REAR
P22400-03	SIDE WINDOW LH	P22500-51	FRONT & REAR HAND RAILS
P22400-04	SIDE WINDOW RH	P22500-52	LONG HOOD LEFT HAND RAILS
P22400-07	WINDSHIELD WIPERS	P22500-53	LONG HOOD RIGHT HAND RAILS
P22400-08	DUAL WINDSHIELD WIPER	P22500-54	L.H. SHORT HOOD HAND RAIL
P22400-101	BRAKE CYLINDER LH	P22500-55	R.H. SHORT HOOD HANDRAIL
P22400-102	BRAKE CYLINDER RH	P22500-83	SCREWS
P22400-103	BRAKE CYLINDER	P22500-87	SIDEFRAME
P22400-104	SIDEFRAMES	P22800	RDC DIESEL PARTS
P22400-105	SIDE FRAME	P23000	DASH 9 PCB BOARD
P22400-107	"A" FRAME	P23000-00	PARTS LIST/ORDER FORM
P22400-108	COUPLER CENTERING SPRING	P23000-01	INSTRUCTION MANUAL
P22400-109	PART	P23000-105	HANDRAIL L.H.
P22400-110	BRAKE CYLINDER RIGHT HAND	P23000-106	HANDRAIL RH
P22400-111	END SILL	P23000-107	STANCHION STANDARD
P22400-112	BOTTOM LEFT STEP	P23000-108	STANCHION LONG
P22400-113	BOTTOM RIGHT STEP	P23000-109	STANCHION MEDIUM
P22400-114	MIDDLE LEFT STEP	P23000-11	SMALL ANTENNA

# ARISTO-CRAFT INSIDER

P23000-12	ANTENNA LARGE	P29115-02	SLOPEBACKED TENDER SIDEFAME
P23000-133	LEAD WEIGHTS	P29115-03	BRASS BUSHING
P23000-134	LEAD WEIGHT RETAINING SCREW	P29115-04	BRAKE SHOE
P23000-135	HANDRAIL FRONT & REAR	P29115-05	SPRING HOLDER WITH BRAKESHOE
P23000-138	CUT LEVER	P29115-07	SLOPEBACKED TENDER BOLSTER
P23000-142	MU HOSES	P29115-08	TRUCK SPRING
P23000-143	BRAKE HOSE	P29115-17	CYLINDRICAL MAGNET
P23000-144	SILL STEP OUTER	P29115-18	BRASS ROD
P23000-146	SILL STEP INNER	P29115-19	CHIP
P23000-148	END SILL STEP	P29115-20	CHUFF SWITCH AXLE
P23000-149	SECOND END SILL STEP	P29115Y	REAR TRUCKART-29115
P23000-150	BOTTOM END SILL STEP	P29115Z	FORWARD TRUCK OF 29115
P23000-158	DASH-9 SNOW PLOW	P29132-100	AXLE
P23000-159	SHOCK ABSORBER	P29132-159	AXLE BARREL
P23000-161	BRAKE CYLINDER L.H.	P29132-16	HELICAL GEAR FOR AXLE
P23000-162	BRAKE CYLINDER RH	P29132-163	BALL BEARING
P23000-18	WINDSHIELD WIPER	P29132-168	WORM
P23000-25	DIESEL CAB SUNSHADE	P29132-169	HELICAL GEAR
P23000-26	WIND DEFLECTOR	P29132-17	WORM GEAR
P23000-30	DUAL WIPER L.H.	P29335-37	MOTOR
P23000-31	DUAL WIPER R.H.	P29351-01	A FRAME
P23000-37	HANDRAIL FRONT L.H.	P29351-02	MOUNTING SCREWS
P23000-38	HANDRAIL FRONT R.H.	P29351-03	MOTOR BLOCK UPPER CASE
P23000-49	CAB REAR WALL	P29351-07	BUSHING FOR WORM SHAFT
P23000-51	LIFT EAR	P29351-09	GEAR CASE - FRONT HALF
p23000-53	body fwd retaining screw	P29351-10	GEAR CASE RETAINING SCREWS
p23000-54	body fwd screw	P29351-12	UNIVERSAL ASSEMBLY
P23000-58	SNOW PLOW	P29351-13	POWER PICKUP FRONT RIGHT
P23000-59	SHOCK OBSORBOR	P29351-14	POWER PU LEFT FRONT
P23000-60	SHOCKABOSORBOR SCREWS	P29351-18	GEARED AXLE
P23000-61		P29351-22	SCREWS FOR POWER PICK UPS
P23000-71	AIR HORNS	P29351-23	WHEEL RETAINING SCREW
P23000-90	SPEAKER	P29351-24	ALLEN SCREW FOR UNIVERSAL
P2300-135	END HANDRAIL	P29351-26	MOTOR & PLUG POWER PICKUP
P230XX	DASH 9 LOCO PARTS	P29351-27	HELICAL GEAR
P23100-24	BELL HARP	P29351-3	MOTOR BLOCK RETAINING SCREWS
P23300	PCC TROLLEY PARTS	P29351-KK	TRUSS BALL BEARING
P235XX	GP-40 LOCO PARTS	P29351-QQ	PART
P236XX	E-8 LOCO PARTS	P29355-01	A FRAME
P29100-06	ROLLER BEARING CAP	P29355-04	ELECTRICAL PICK UP
P29100-09	CONTACT BRUSH	P29355-05	MOTOR ELECTRICAL PICKUP
P29100-11	SCREW	P29355-06	PART
P29100-12	LAMP BASE	P29355-08	SIDEFAME SCREW
P29100-15	LIGHT SOCKET AND PLUG	P29355-09	PART
P29101-02	SIDEFAME	P29355-10	DRIVE AXLE
P29101-03	AXLE BUSHING (2 PIECES)	P29355-106	
P29101-04	SPRING HOLDER W/BRATKESHOES	P29355-11	ELECTRICAL SCREWS
P29101-06	BOLSTER	P29355-12	ELECTRICAL EYELET
P29101-07	COUPLER EXTENTION	P29355-13	BUSHING WITH BALL BEARING
P29101-08	SCREW	P29355-16	GEAR
P29101-115	SMOKE STACK	P29355-17	DRIVE SHAFT ASSEMBLY W/WORM GE
P29101-69	PLASTIC HOOK LOOP COUPLER	P29355-18	WHEEL RETAINING SCREW
P29101-86	BOLSTER TRUCK SCREW	P29358-03	RAILBUS MOTOR
P29101-95	BELL HARP SMOKE UNIT MOUNT	P29511-17P	CYLINDER MAGNET
P29101-96	BELL	P31000-02	ROOF VENT
P29101-99	METAL TRUCK SPRINGS (PAIR)	P31000-132	PARTS LIST
P29101-99 F	FREIGHT TRUCK SPRINGS (2 PCS.)	P31000-16	LAMP HOLDER
P29107-01	BOLSTER	P31000-22	PART
P29107-02	UPPER SIDE FRAME	P31000-24	R.H. FILIGREE
P29107-03	LOWER SIDE FRAME	P31000-25	PLATFORM END RAIL
P29107-04	SPRINGS	P31000-26	PLATFORM END RAIL
P29107-05	PART	P31000-33	PART
P29107-06	TORSION BAR	P31100-45	STEP SCREW
P29107-09	PART	P31200-61	LEFT HAND GATE
P29107-1	BOLSTER	P31200-62	PART
P29107-10	BRUSH SPRING	P31200-63	PART
P29107-2	UPPER SIDE FRAME	P31200-64	RIGHT PLATFORM RAILING
P29109-23	HEAVYWEIGHT MOVEABLE BOLSTERS	P31200-65	RIGHT HAND GATE
P29110-01	3 AXLE SIDEFAME	P31200-99	PARTS LIST-ORDER FORM
P29110-02	BUSHING	P31300-01	PART
P29110-03	SIDEFAME LOWER SPRING SUPPORT	P31300-23	BOLSTERS
p29110-04	screw	P31300-43	TRUSS RODS & STANCHIONS
P29110-06	SPRING	P31300-43-44	TRUSS RODS
P29115-01	METAL WHEEL	P31300-44	TRUSS ROD STANCHION



# ARISTO-CRAFT INSIDER

P31300-45	SCREWS FOR TRUSS RODS	P42100-61	HAND WHEEL W/ BRAKE WHEEL
P31400-15	STEPS	P42100-62	SAFETY CHAIN
P31400-23	MOVABLE BOLSTER	P42100-63	ROOF LADDER
P31400-27	SHORT AIR TANK	P42100-64	RETAINING SCREW
P31400-43	BRASS TRUSSES	P42200-02	SIDEFAME
P31400-44	TRUSS ROD STANCHION	P42200-03	AXLE JOURNAL BOX
P31400-45	STANTION SCREWS	P42200-03A	AXLE JORNAL BOX
P31400-58	DRUMHEAD	P42200-03C	AXLE JOURNAL BOX
P31400-59	OBSERVATION RAIL	P42200-11	BRAKEWHEEL
P31400-60	WASHER	P42200-40	MARKER LIGHT FRONT W/O LENS
P31400-61	SCREW	P42200-41	MARKER LIGHT REAR W/O LENS
P31400-62	L.H. STEP COVER	P42200-50	MARKER LIGHT LENS RED
P31400-63	R.H. STEP COVER	P42200-51	MARKER LIGHT LENS GREEN
P31400-64	R.H. GATE	P42200-60	CABOOSE WINDOWS
P31400-65	L.H. GATE	P42200-61	CLEAR WINDOW
P31400-66	PLATFORM	P42200-63	CLEAR PLASTIC WINDOW
P31400-67	OBSERVATION END RETAINING SCRE	P42200-75	PLASTIC GRABRAILINGS
P31400-68	MARKER LIGHT	P42200-76	PLASTIC GRABRAILINGS
P31400-69	LIGHT BULB	P46000-03	UNDERFRAME
P31400-73	LIGHT BULB SOCKET	P46000-04	PART
P32300-13	LIGHT SOCKET	P46000-06	DOOR
P32300-14	BULB	P46000-07	DOOR GUIDE
P32300-31	TRUCK BOLSTER	P46000-08	
P32300-33	SIDE FRAME	P46000-09	DOOR LATCH SPRING
P32300-34	LOWER SPRING HOLDER	P46000-10	PLACARD HOLDER
P32300-35	SPRING	P46000-11	BRAKEWHEEL
P32400-15	STREAMLINE OBSERVATION END	P46000-12	BRAKE WHEEL POST
P32400-16	CAR END MARKER LIGHT	P46000-13	BRAKEWHEEL PLATFORM
P32400-17	CAR END MARKER LIGHTS	P46000-14	LADDER
P32400-34	SPRING HOLDER FOR STREAMLINER	P46000-15	STEP LEFT/RIGHT (PAIR)
P32400-35	SIDEFAME	P46000-16	LONG ROOFWALK
P32400-37	SPRING	P46000-17	SIDE ROOFWALK
P40000-05	BRAKE WHEEL	P46000-18	AIR RES.
P40000-08	BRAKEWHEEL POST	P46000-19	GRAB IRON
P41000-13	L.H. STIRRUP STEP	P46000-20	BRASS GRABRAILING-SMALL SIDE
P41000-14	R.H. STIRRUP STEP	P46000-21	BRAKE RIGGING
P410XX-08	BRAKEWHEEL	P46000-22	BRAKE PISTON
P410XX-16	CAR SIDE GRAB IRON	P46000-23	BRAKE LINKAGE
P41100-08	BRAKEWHEEL	P46000-25	BRASS STEPS
P41100-13	L.H. STIRRUP STEP	P46000-80	BODY SIDE SCREW (2 PCS)
P41100-14	R.H. STIRRUP STEP	P46000-81	LONG SCREW
P41100-25	SHORT ROOF WALK	P46200-09	BRAKE WHEEL
P41100-26	LONG ROOF WALK	P46200-10	PART
P411XX-08	BRAKEWHEEL	P46200-11	PART
P41200-07	PART	P46200-13	BRAKEWHEEL PLATFORM
P41200-11	BRAKEWHEEL	P46200-14	END/SIDE LADDER
P41200-15	PLASTIC END STEP (PAIR)	P46200-15	STEP
P41200-8	BRAKE SYSTEM AIR PISTON	P46200-21	BRASS STEPS
P41200-9	BRAKE SYSTEM PIPING	P46200-25	BRASS DOOR STEP
P412XX-07	BRAKE SYSTEM AIR TANK	P46200-27	L SIDE DOOR
P412XX-08	BRKE SYSTEM AIR PISTON	P46200-28	R SIDE DOOR
P412XX-09	BRAKE SYSTEM PIPING	P46200-29	PART
P412XX-10	BRAKE SYSTEM ARM	P46200-30	DOOR HANDLE
P412XX-12	BRAKE SYSTEM ARM	P46200-31	DOOR HINGE LEFT SIDE
P41300-13	PACARD HOLDER 4 PIECES	P46200-32	DOOR HING RIGHT SIDE
P41300-15	BODY LADDER	P46200-33	ROOF HATCH DOOR
P41300-26	UPPER PLATFORM WALKWAY	P46200-34	ROOF HATCH HASP
P42100-01	PART	P46200-35	ROOF HATCH HANDLE
P42100-04	LONG ROOF WALK	P46200-36	ROOF HATCH HINGE
P42100-05	LADDER LOOP	P46300-15	STEP LEFT/RIGHT PAIR
P42100-06	LADDER ROOF WALK	P46300-18	STAKES (PAIR)
P42100-06N	LADDER ROOF WALK NEW VERSION	P46300-24	SIDE POCKET STAKE
P42100-07	SHORT ROOF WALK	P46360-09	SEARCHLIGHT
P42100-10	ROOF WALK RETAINER SCREW	P46360-10	SEARCHLIGHT RETAINING SCREW
P42100-12	PART	P46800	DRAW BAR FOR ROAD RAILER
P42100-15	COPULA SIDE WINDOWS	P50000-17	BRAKE WHEEL
P42100-16	COPULA FRONT & REAR WINDOWS	P80100-35	MARKER LIGHT
P42100-29	PAIR WINDOWS	P80100-40	HEAD LIGHT C-16 COAL
P42100-31	CAR END "A" GRAB IRON	P80100-40C	HEADLIGHT MOUNTING SCREWS
P42100-32	CAR END "B" GRAB IRON	P80100-51	
P42100-40	STOVE	P80100-55	COW CATCHER C-16 COAL
P42100-58	CIRCUIT BOARD	P80100-70	DRIVE SHAFT
P42100-59	ON OFF SWITCH EXTENTIONS	P80100-72	DRIVE AXLE SPACER
P42100-60	REAR HAND RAIL	P80100-73	DRIVE AXLE BEARING

# ARISTO-CRAFT INSIDER

P80100-75 GEAR  
 P80100-76 RETAINING PIN  
 P80100-82 R.H. MAIN DRIVE ROD  
 P80100-83 L.H. MAIN DRIVE ROD  
 P80100-87 DRIVE RODS  
 P80100-91 AIR PUMP  
 P80100-97 MOTOR  
 P80102-88 CROSS HEAD  
 P80200-37 HEAD LIGHT  
 P80200-39 SMOKE STACK  
 P80200-41 FRAME  
 P80200-42 RUNNING BOARD  
 P80200-44 DRAWBAR  
 P80200-51 PILOT TRUCK  
 P80200-63 UPPER SLIDE  
 P80200-82 R.H. MAIN DRIVE ROD  
 P80200-83 L.H. MAIN DRIVE ROD  
 P80200-94 MOTOR  
 P83000-14 BELL BRACKET  
 P83000-15 BELL  
 P83000-92 SIDE FRAMES  
 P83000-93 FRONT TRUCK BULSTER  
 P83000-97 SET OF WHEELS  
 P83000-98 "A" FRAME RAILBUS  
 P862XX-04 BODY SIDE DOOR (RIGHT)  
 P862XX-06 BODY HINGE (PAIR)  
 P862XX-07 DOOR HANDLE  
 P862XX-08 DOOR HANDLE HASP  
 P862XX-09 DOOR HANDLE BRACKER  
 P862XX-10 BODY HANDLE BRACKET  
 P86400-04 STEPS (PAIR)  
 P86400-08 BRAKE WHEEL  
 P86400-11 UNDERBODY AIR TANK  
 P86400-12 BREAKWHEEL SUPPORT BRACKET  
 P86400-22 DOOR BOTTOM GUIDES (PAIR)  
 P864XX-08 BRAKE WHEEL  
 P86XXX-09 BRASS BREAKWHEEL POST  
 PLK50001 HO POWER PACK 2 AMP  
 PLK50101 O GAUGE STATIONARY ROLLERS  
 PLK50102 HO STATIONARY ROLLERS (4)  
 PLKS-1 S-1 MOTOR  
 PR92300-01 S-4 GIFTBOX W/BLISTER  
 PR92300-03 S-4 PLASTIC SEATED FIG. W/SEAT  
 PR92300-10 S-4 PLASTIC UNPAINTED BELL  
 PR92300-102 S-4 MOTOR PCB W/LEADS  
 PR92300-1021 S-4 SOUND PCB W/LEADA  
 PR92300-10211 S-4 SPEAKER W/LEADS  
 PR92300-1022 S-4 LIGHT PCB W/LEADS  
 PR92300-103 S-4 TRACTION TIRES (10)  
 PR92300-11 S-4 PLASTIC UNPAINTED HORN  
 PR92400-01 BEEP GIFT BOX W/PLA. INSERT  
 PR92400-100 BEEP PLASTIC CHASSIS FRAME  
 PR92400-101 BEEP LEAD WEIGHTS OF FRAME (4)  
 PR92400-102 BEEP CIRCUIT BOARD UPGRADE KIT  
 PR92400-103 BEEP RUBBER TRACTION TIRES(10)  
 PR92400-104 BEEP AXLE/WHEELS WITH GEAR  
 PR92400-105 BEEP COUPLER ASSEMBLY  
 PR92400-106 BEEP MOTOR WITH LEADS  
 PR92600-01A INSERT A UNIT 92600  
 PR92600-08 F3 RUBBER BLACK END DIAPHRAGM  
 PR92600-1001 ETCHED SIDE LADDER  
 PR92700-01B INSERT B UNIT 92700  
 PR93000-01 GIFTBOX  
 PR93000-02440 PASSENGER TRUCK  
 PR93000-06 DOOR-BAGGAGE CAR UNPTD.  
 PR93000-08 DIAPHRAM RUBBER  
 PR96200-01 COAL GIFT BOX W/INSERT  
 PR96200-025005U SET OF 2 TRUCKS W/COUPLER  
 PR96200-03 STANDING FIGURE  
 PR96200-04 PLASTIC COAL LOAD  
 PR96200-05 METAL BRAKEWHEEL  
 PR96200-06 PLASTIC DOORS  
 PR96200-07 PLASTIC FRAME W/PIPING  
 PR96300-012 2 PIECE BLISTER INSERT

PR96300-03  
 PR96300-04  
 PR96300-05  
 PR96300-06  
 PR96300-07  
 PR96500-01M  
 PR96500-01T  
 PR96500-041  
 PR96500-042  
 PR96500-05  
 RMT92305  
 RMT92311  
 RMT92313  
 RMT92326  
 RMT92347  
 RMT92355  
 RMT92380  
 RMT92401  
 RMT92401-2  
 RMT92411-5  
 RMT92446-2  
 RMT92450-1  
 RMT92450-2  
 RMT92472  
 RMT92510-2  
 RMT92511-3  
 RMT92511-4  
 RMT92533-3  
 RMT92533-4  
 RMT92545-1  
 RMT92545-2  
 RMT92583-2  
 RMT92614  
 RMT92615  
 RMT92621  
 RMT92623  
 RMT92626  
 RMT92633  
 RMT92647  
 RMT92648  
 RMT92675  
 RMT92714  
 RMT92715  
 RMT92721  
 RMT92723  
 RMT92726  
 RMT92733  
 RMT92748  
 RMT93000-1  
 RMT93000-2  
 RMT93014-1  
 RMT93014-2  
 RMT93015-1  
 RMT93015-2  
 RMT93021-1  
 RMT93021-2  
 RMT93023-1  
 RMT93023-2  
 RMT93050-1  
 RMT93050-2  
 RMT93072-1  
 RMT93072-2  
 RMT93111-1  
 RMT93111-2  
 RMT93121-1  
 RMT93121-2  
 RMT93147-1  
 RMT93147-2  
 RMT93148-1  
 RMT93148-2  
 RMT96204  
 RMT96207-2  
 RMT96225  
 RMT96227

STANDING FIGURE  
 PLASTIC COVERED ROOF  
 METAL BRAKE WHEEL  
 PLASTIC OPENING DORRS  
 PLASTIC FRAME CHASSIS  
 GIFT BOX W/MISSILE INSERTS  
 GIFT BOX W/TANK INSERTS  
 LARGE TANK W/CRADLE  
 MISSILE W/CRADLE  
 PLASTIC BRAKEWHEEL W/POST  
 BANG S-4 CONRAIL #9663  
 BANG S-4 LIRR #443  
 BANG S-4 AMTRAK #746  
 BANG S-4 CNJ #1071  
 BANG S-4 NORFOLK SO. #2103  
 BANG S-4 CAN. PACIFIC  
 BANG S-4 DL&W #483  
 BEEP EMD GP7 CANCER CURE  
 BEEP EMD GP7 CANCER CURE #2  
 BEEP EMD GP7 LONG ISLAND #1486  
 BEEP EMD GP7 USCG 1979  
 BEEP EMD GP7 CHRISTMAS #1224  
 BEEP EMD GP7 CHRISTMAS #1225  
 BEEP EMD GP7 HALLOWEEN#1031  
 BUDDY RDC SRS/SPERRY #101  
 BUDDY RDC LONG ISLAND #1834  
 BUDDY RDC LONG ISLAND #2009  
 BUDDY RDC ALASKA STATEHOOD #1959  
 BUDDY RDC ALASKA STATEHOOD #2009  
 BUDDY RDC NICKEL PLATE #101  
 BUDDY RDC NICKEL PLATE #102  
 BUDDY RDC NO. PACIFIC #B-34  
 BEEF F-3 AA ATSF  
 BEEF F-3 AA PRR  
 BEEF F-3 AA NYC  
 BEEF F-3 AA B & O  
 BEEF F-3 AA NJ CENTRAL  
 BEEF F-3 AA ALASKA STATEHOOD  
 BEEF F-3 AA NO. SOUTHERN  
 BEEF F-3 AA MKT TEX. SPECIAL  
 BEEF F-3 AA NJ TRANSIT  
 BEEF F-3 B ATSF  
 BEEF F-3 B PRR  
 BEEF F-3 B NYC  
 BEEF F-3 B B & O  
 BEEF F-3 B JERSEY CENTRAL  
 BEEF F-3 B ALASKA STATEHOOD  
 BEEF F-3 B MKT TEXAS SPECIAL  
 PEEP PSGR. CAR BAG&COACH UNDEC  
 PEEP PSGR. CAR COACH&OBS UNDEC  
 PEEP PSGR. CAR BAG&COACH. ATSF  
 PEEP PSGR. CAR COACH&OBS ATSF  
 PEEP PSGR. CAR BAG&COACH PRR  
 PEEP PSGR. CAR COACH&OBS PRR  
 PEEP PSGR. CAR BAG&COACH. NYC  
 PEEP PSGR. CAR COACH&OBS NYC  
 PEEP PSGR. CAR BAG&COACH B&O  
 PEEP PSGR. CAR COACH&OBS B&O  
 PEEP PSGR. CAR BAG&COACH CHRMS  
 PEEP PSGR. CAR COACH&OBS CHRMS.  
 PEEP PSGR. CAR BAG&COACH HALLOW  
 PEEP PSGR. CAR COACH&OBS HALLOW  
 STREAMLINER BAG&COACH LIRR  
 STREAMLINER DOME&OBS LIRR  
 STREAMLINER COACH&BAG NYC  
 STREAMLINER DOME&OBS NYC  
 STREAMLINER COACH&COACH N.SOU  
 STREAMLINER DOME&OBS N.SOU  
 STREAMLINER BAG&COACH TEXAS SP  
 STREAMLINER DOME&OBS TX.SP.  
 COAL CAR SET CSX  
 COAL CAR SET CON-ED 2  
 COAL CAR SET SOUTHERN  
 COAL CAR SET RAHWAY VALLEY



# ARISTO-CRAFT INSIDER

RMT96228	COAL CAR SET BNSF 6560413	RMT96726	ORE CAR SET JERSEY CENTRAL
RMT96234	COAL CAR SET WEST.MARYLAND	RMT96733	ORE CAR SET ALASKA
RMT96235	COAL CAR SET VIRGINIAN	RMT96738	ORE CAR SET LEHIGH VALLEY
RMT96240	COAL CAR SET ROCK ISLAND	RMT96750	ORE CAR SET CHRISTMAS
RMT96242	COAL CAR SET BOSTON .& MAINE	RMT96755	ORE CAR SET CANADIAN PACIFIC
RMT96249	COAL CAR SET NEW HAVEN	RMT96772	ORE CAR SET HALLOWEEN
RMT96250	COAL CAR SET CHRISTMAS	RMT96773-2	ORE CAR SET NY SUBWAY
RMT96255	COAL CAR SET CAN. PACIFIC	RMT96778	ORE CAR SET RARITAN RIVER NJ
RMT96256	COAL CAR SET DEL.& HUDSON	RMT96785	ORE CAR SET LK SUPERIORa&ISHP
RMT96262	COAL CAR SET US AIRFORCE	RMT96799-39	ORE CAR SET NY & ATLANTIC
RMT96263-2	COAL CAR SET US MARINES #2	RMT96811A	TANK CAR LONG ISLAND 646811
RMT96264	COAL CAR SET LOUISVILLE&NASH.	RMT96811B	TANK CAR LONG ISLAND 681111
RMT96301-B	COV.HOPPER SET CANCER CURE -2	RMT96901-B	CABOOSE CANCER CURE #2
RMT96311-C	COV.HOPPER SET LIRR	RMT96905	CABOOSE CONRAIL #18882
RMT96316	COV.HOPPER SET MILWAUKEE	RMT96911-C	CABOOSE LIRR #C-75
RMT96321	COV.HOPPER SET NY CENTRAL	RMT96913	CABOOSE AMTRAK #14003
RMT96326	COV.HOPPER SET JERSEY CENTRAL	RMT96916	CABOOSE MILWAUKEE #992303
RMT96328	COV.HOPPER SET BNSF	RMT96917	CABOOSE UNION PACIFIC #25493
RMT96333	COV.HOPPER SET ALASKA	RMT96926-2	CABOOSE CNJ #91545
RMT96371	COV.HOPPER SET PENN CENTRAL	RMT96927	CABOOSE RAHWAY VALLEY #102
RMT96393	COV.HOPPER SET PRIDE OF NEWARK SET	RMT96928-2	CABOOSE BNSF #125803
RMT96394	COV.HOPPER SET BALLANTINE	RMT96959	CABOOSE ERIE #C-193
RMT96395	COV.HOPPER SET RHEINGOLD BEER	RMT96972	CABOOSE HALLOWEEN ##C-1031
RMT96396	COV.HOPPER SET SCHAEFFER BEER	RMT96975-2	CABOOSE NJ TRANSIT#2010
RMT96397	COV.HOPPER SET HOOKER CHEMICAL	RMT96978	CABOOSE RARITAN RIVER #6
RMT96398	COV.HOPPER SET REVERE SUGAR	RMT96987	CABOOSE METRO NORTH #067
RMT96401-A	BOX CAR CANCER CURE	RMT99418	FIGURE SET STANDING (48) PTD
RMT96410A	BOX CAR SLSF/FRISCO 646410	RMT99531-11	WATER TOWER LTD. LIRR
RMT96410B	BOX CAR SLSF/FRISCO 116456	RMT99532-09	ROTATING BEACON ATOMIC ENERGY
RMT96411-C	BOX CAR LIRR # 641111	RMT99532-11	ROTATING BEACON LIRR
RMT96414A	BOX CAR SANTE FE 646414	RMT99533-11	RAIL YARD LIGHT TOWER LIRR
RMT96414B	BOX CAR SANTE FE 648902	RMT99533-19	RAIL YARD LIGHT TOWER BETH STEEL
RMT96415A	BOX CAR PENNSYLVANIA 646415	RMT99533-73	RAIL YARD LIGHT TOWER NY SUBWAY
RMT96415B	BOX CAR PENNSYLVANIA 643408	RMT99576	STATUE OF LIBERTY B.U.W/LIGHTS
RMT96417A	BOX CAR UNION PACIFIC 646417	RMT99731	SNAP TRACK 0-31 CURVED
RMT96417B	BOX CAR UNION PACIFIC 190179	RMT99739	SNAP TRACK CONNECTION SET (2)
RMT96422A	BOX CAR WESTERN PAC. 646422	RMT99750	SNAP 5" 1/2 STRAIGHT
RMT96422B	BOX CAR WESTERN PAC. 648103	RMT99751	SNAP TRACK 10" STRAIGHT
RMT96426A	BOX CAR JERSEY CEN.646426	RMT99752	SNAP TRACK 20" STRAIGHT
RMT96426B	BOX CAR JERSEY CEN.21468	RMT99753	SNAP TRACK 30" STRAIGHT
RMT96444A	BOX CAR RIO GRANDE 646444	RMT99754	SNAP TRACK 40" STRAIGHT
RMT96444B	BOX CAR RIO GRANDE 647703	RMT99772	SNAP TRACK 072 CURVED BOX(16)
RMT96445A	BOX CAR NICKEL PLATE646455	RMT99791	SNAP INSULATED PINS (12)
RMT96445B	BOX CAR NICKEL PLATE 641772	RMT99792	SNAP METAL PINS (12)
RMT96473A	BOX CAR NY SUBWAY 646473	RMT99798	SNAP TRACK LIT TERMINAL TRAC
RMT96473B	BOX CAR NY SUBWAY 201173	SJ10706	6" BALL HEX DRIV ER
RMT96499-16A	BOX CAR MONON 6464916	SJ10806	3" POWER BIT FOR
RMT96499-16B	BOX CAR MONON 6448003	SJ40029	OVER RAIL CLAMP BRASS(50pcs)
RMT96505	DEPR FLAT SET CONRAIL		
RMT96507	DEPR FLAT SET CON-ED NY		
RMT96508	DEPR FLAT SET PUBLIC SERV. NJ		
RMT96509	DEPR FLAT SET ATOMIC AEC		
RMT96515	DEPR FLAT SET PRR		
RMT96516	DEPR FLAT SET MILWAUKEE		
RMT96519-1	DEPR FLAT SET BETH. ST-BETH		
RMT96519-2	DEPR FLAT SET BETH.ST.-JOHN		
RMT96519-3	DEPR FLAT SET BETH.ST-SPAR		
RMT96519-4	DEPR FLAT SET BETH.ST-STLT		
RMT96519-5	DEPR FLAT SET BETH.ST-LACK		
RMT96521	DEPR FLAT SET NY CENTRAL		
RMT96526	DEPR FLAT SET JERSEY CENTRAL		
RMT96533	DEPR FLAT SET ALASKA		
RMT96546	DEPR FLAT SET US COAST GUARD		
RMT96550	DEPR FLAT SET CHRISTMAS		
RMT96562	DEPR FLAT SET US AIR FORCE		
RMT96563	DEPR FLAT SET US MARINES		
RMT96572	DEPR FLAT SET HALLOWEEN		
RMT96573	DEPR FLAT SET NY SUBWAY		
RMT96576	DEPR FLAT SET PENNA-PWR.		
RMT96705	ORE CAT SET CONRAIL		
RMT96709-2	ORE CAR SET ATOMIC ENERGY COM		
RMT96711-2	ORE CAR SET LONG ISLAND		
RMT96715	ORE CAR SET PENNSYLVANIA		
RMT96721	ORE CAR SET NY CENTRAL		