

INSIDER

Volume 19 • No. 1

May-June 2011

Spring 2011 ECLSTS Roundtable Discussion

The following is excerpted from Lewis Polk's presentation at the East Coast Large Scale Train Show (ECLSTS) in York, PA on March 25th and 26th of this year. Lewis was inspired by the late Robert F. Kennedy in his lust for creativity in the world of large scale model trains.



That's why I'm glad I was here for the beginning days of this great G Gauge train hobby. I attended the Nuremberg, Germany Toy Fair in 1968 and saw

the very first LGB train early on the first morning and soon after we were the National Reps for REA selling LGB in America. I've been a G Gauger since 1968 and I'm probably the oldest G Gauge hobbyist in America.

That's why we made the first pulse width train controller that used computerization instead of the 100-year-old copper wind concept. Now all DCC is PWC along with our power supplies and Revo system.

That's why we made a grade of track with more copper and at half the price of the other brands. We wanted you to see the difference when you moved from one brand of track to ours and see the pickup of speed.

That's why we made standard gauge 1.29th scale, when everyone else made narrow gauge that was 10% of the total sales in other scales. This was the traditional scale for most trains in the early 1900's

up until WWII and we wanted a traditional American scale, not a European meter gauge train. Three times up from 1/87 scale is 1/29 scale, so it's easier for scratch builders to scale up and for us to scale up from the smaller scale.

That's why we made the FA-1 loco that was our best seller of all times. We sold 20,000 the first year and confirmed G as a legitimate scale in the U.S. for American trains.

That's why we made radio control for model trains. It's crazy to run back 100' or more to your power supply to see if the train was correctly put on the track again.

There are those who look at things the way they are, and ask why... I dream of things that never were, and ask why not? —ROBERT KENNEDY

That's why we made the Revolution in 2.4 Ghz to allow the signal to be out of the noise range of motors. We have long experience in the model car, airplane and ship fields and 2.4 Ghz is the dominating frequency in these markets. We had the ability to bring it to the model train field along with battery operation of trains.

That's why we made our universal gearbox that we patented and every train did not have to go through exhaustive testing each time.

That's why we made Live Steam locos using plastic bodies. No one

thought we could do it, but today's ABS plastic is an engineering plastic and you can select a high temp version.

That's why we made ready built structures. The trick was not in the assembly using China's assembly power, but in making a fool proof-shipping package that could make it across the seas and through express shipping here.

That's why we made our own figures. We wanted figures with personalities and could only get what we wanted by sculpting them ourselves.

That's why we made so many track radius curves, which doubled the flexibility of layout possibilities. The larger sizes of 10, 11.5, 16.5 and 20' allowed for much larger trains to be run and we were not restricted to a 4' rule.

That's why we made our wide radius switches and many thousands have been sold. The #6 and Wye switches brought a reality-sized layout capability to G Gauge.

That's why we made our low cost slow motion switch machine, which is much more realistic than a snap switch and is a huge seller for us.

(Continued on page 2.)

Inside the INSIDER

ECLSTS — A Recap...	3
Making of the PCC Trolley...	5
Aristo-Craft Re-Railer...	7
History of the Aristo RR Club...	8
RCC Remote Switch Device...	9
About Exhibitions...	10
Aristo-Craft Club Car 2011...	11
A.R.A. Dealer Directory...	12
New Arrivals List...	14
On-Hand List...	15



That's why... (Cont'd from page 1.)

That's why we made our 20' cars, so that smaller layouts can be built. We didn't want to leave the early pioneers in G out in the cold and gave them a shorty 20' car option.

That's why we made our Stainless Steel track, which eliminated the oxidation of brass track problem.

That's why we made our Aluminum Track, so that battery and steam trains could be run at a lower overall cost.

That's why we made an inline re-railer, which is still the only way to bring trucks back on to the track while the train is running and a great way to mount trains by using two or three rerailers at the point of loading. No one else has done this and yet it's still the best way to keep trains on the track even when it's derailed by "droppings" from nature.

That's why we made Lithium Ion packs with its own safety cutoff board and an auto shutoff charger. We have an auto-cutoff charger for these batteries, so that.

That's why we're making a combine board with motor control and sound, so there are absolutely no wires or soldering needed.

That's why we're making an auto charge board for batteries for 24-7-365 battery charging if you have track power available.

That's why we made a "tongue in cheek" EGGLINER and we continue

to add to the collectability of it with a constant program of new imaginative releases. Who doesn't like an Egg. for those that scoffed; wouldn't they like to have a dollar for each one we sold?

That's why we made a metal polished aluminum RDC and streamline passenger cars, which are most complicated to make with such a finish.

That's why we made the PCC trolley for the Interurban market.

That's why we made an auto cut-off patented smoke unit.

That's why we made both Euro and American tie track roadbeds. Why run American trains on a European style track?

That's why we made a track-cleaning car with a rubber-cleaning pad. It works and is inexpensive.

That's why we were the first G Gauge Company with a public Forum. It's still the friendliest board out there and we still enforce the no "handle" rule, so you know whom you're talking to.

That's why we're going to make and all plastic roadbed track for battery and steam operation at a super low cost. This will be an ABS plus fiber glass material with an integrated roadbed in U.V. material and colored a dark gray. ABS is an engineering plastic and we will have a wide variation of temperature capability for this material.

As a matching and necessary component we will make a low cost 2.4Ghz, radio to use with low cost batteries to run on this new plastic track. Once you're comfortable with r/c and battery operation you can skill up to our Revolution and run multi trains on the same track.

That's why we have an interactive Internet store where you can see what's on order and what we're making. It's part of our accounting software and we make an order it's shown immediately along with the expected date of delivery.

The best is yet to come, as we will not let the status quo remain. "We're as good as any and better than most."

We're working on your railroad and we listen to your input and incorporate your ideas into the product line. Should you have any suggestions, by all means, please e-mail: lewis@polkshobby.com ♦

Tate the Care-Bear!



Tate the Care-Bear is here for you. Direct your questions to "Aristo-Craft TATE" tatemail@aristocraft.com



The Aristo-Craft crew enjoying a moment of levity at the recent Spring ECLSTS in York, PA.

Spring ECLSTS — A Recap

by Harry Hartman



The ECLSTS for the spring of 2011 is already in the history books. What a show it was. Judging by the line to get in before the doors officially opened, people had been waiting on the show. The spring show seems to set the tone for the year of garden railroading. Many come to the show to get items to get their garden railroads ready for the 'season of outdoor railroading'. It was really great to see many friends from past shows at the 2011 Spring Show.

A pair of old friends were missed at this year's show. Yogi and Lois were both ill and now recuperating. I received two phone calls from YOGI and saw his post on the forum. Each time he told us how much he hated missing the ECLSTS. He told me it was the first one they had ever missed. We wish a speedy recovery for Yogi and Lois. We hope they will be able to be back with us at the Fall 2011 ECLSTS.

We arrived on the York Fairgrounds on Wednesday afternoon and went to the Memorial Halls to set up both halls for the Thursday morning arrival. The clubs and the many vendors would be waiting to get in the doors at 8 a.m. to get ready for the Friday and Saturday show. After

getting the halls ready and going out to eat, some of the club members and a couple of the vendors met in the lounge of the hotel to talk about what had happened since the last show and what they were looking forward to at this show.

We had 5 new vendors at this show. It was a sellout for vendor space in the vendors hall. The club displays were great as they always

are. It is always a treat for me to see what they have done different to their displays since the last show.

I had a unique opportunity this year, I was able to get a couple photographs from almost as high as you could go in the building. They were posted on the Aristo-Craft Forum. It was a different way to look at the display hall. Next time, we will try and get a 'finished' photo of the display hall and the vendors hall. The show car was a sellout early Friday. I did not think it would sell out that quickly, but felt it would sell out.

I have told everyone on the forum and in my INSIDER articles, arrive early, buy early and if you cannot make it to the Friday show, phone a friend and see if they could purchase one for you. I missed the first three shows and did call a friend to get my show cars. I also missed the first Midwest show but again phoned a friend and was able to get two of the EJ & E boxcars.

TATE and his fundraiser table did some brisk sales. I know I helped the cause a couple times. It was really great seeing IVOR SNOODY and his wife at the fundraiser table. It was a delight to

(Continued on next page.)



ECLSTS Recap *(Continued)*

talk with him and his wife. He came to the show from Northern Ireland. Talk about LONG DISTANCE Travel to the show, wow. Several people told me the show should be called the INTERNATIONAL Coast Large Scale Train Show. I also saw one of the editors of the German garden railroad magazine called VOLLDAMPF at the show. He always covers the show for his magazine.



I forgot to call together the Aristo Craft Forum Members for a photo on Friday, but we remembered on Saturday. Always neat to put a face with a name. Of course the famous BEAR TATE was out and about greeting the children at the show. That BEAR is a real "HAM"!

I know I came away with some great finds and enjoyed seeing my friends and making new friends at



this show. As we turn our attention to the Fall 2011 show, there will be some changes for this show. We are NOT renting the display hall. We will have a limited amount of clubs that will display. We are thinking about 2 or 3 clubs displaying in the vendors hall. Another change for this show, the show car will come with plastic wheels and only three road numbers. In order to keep the cost down on the show car, it was decided to have it shipped with plastic wheels. for those of you that will want metal wheels for your cars,

you will be able to purchase them at the show car table at a show price. The show car will cost \$50.00 and the wheels will somewhere around \$20.00. Remember IF YOU CAN NOT MAKE IT TO THE FRIDAY SHOW, CALL A FRIEND TO PICK YOU UP A SINGLE OR SET OF FALL 2011 SHOW CARS. If you do make it to the Friday show, make sure you arrive as early as you can and purchase your show car as soon as you get in the door.

Mark your calendars for the FALL 2011 ECLSTS. The dates are September 23rd and 24th. Remember also to make your hotel reservations early too. We had a problem with the hotel because several waited till the last minute and three other events were going on in York that weekend (High school volleyball tournaments, high school swim meet, and a Lions Club Convention). So book your room as soon as you can. I saw on the forums that several took advantage of the lounge after the show and pushed some tables together and enjoyed some 'gardening' conversations.

Well until the next issue, happy gardening and garden railroading.

I almost forgot we had two 'birthday girls at the show. Maryann the day before the show and Priya Friday of the show. Happy Birthday ladies and thanks for all your hard work at the shows. ♦





The Making of the PCC Trolley by Aristo-Craft Trains

We long wanted to make this model, but there were many variations of the model, so we decided to make the original version as designed by the President's Convention Committee. This was a joint committee of all the President's of the various trolley companies in America, who decided to make a common car they could all use sharing in the development costs. We were able to obtain an engineering document that they all used to make their trolleys, but drawings are only two dimensional. Fortunately, there was a trolley museum that had a recently restored version in their barn and we got permission to visit and take photos.

John Mikesh, our product manager, took a drive up there and took several hundred photos of the trolley including the interior. There were many photos on the Internet, but none of the interior. We wanted to make a detailed interior, so the ability to shoot pictures of this part of the trolley was important for us.

The fact that we had an accurate interior also led to our decision to put 20 hi-bright white LED's in the interior to better show off the

interior. We were insistent that you could see the interior in daylight as well as at night time. We also knew that you would populate the interior with figures and we wanted to allow the figures to be seen readily and the extra white LED's was integral to show off these details. By the way, we have both seated and standing figures from our RMT line of O Gauge that happen to look appropriate inside this model. You can find them at www.readymadetoys.com and order them there or from an Aristo dealer that stocks this item. We will retest the lighting with warm orange LED's and make a final decision soon if they provide sufficient lighting to let you see the interior during the day. While perhaps more prototypical, we want you to see the results of our efforts and we will make the final determination soon.

So...we had the drawings done and were cutting steel to make the molds...and the factory, Sanda Kan, went bankrupt. Not only were we not sure that we could obtain our molds, but whether or not we had a factory to make the product or not.

We were fortunate that after a short while a new company

purchased the factory and started re-building it and a stock of raw materials. When we finally got a working sample we noticed that on curves the wheels would hit the die-cast chassis and cause it to short. We had to rebuild the chassis to put wheel wells in to allow the trolley to make tight curves and not touch the metal chassis. Now we found we had to put in channels for the wires, so that if the wire's coating wore off they would not touch the chassis either. However, it took a Teflon tube to make sure that the coating was protected at the points that the wire swiveled along with the movement of the power truck.

We also used a special chip to program the brake light coming on when the engine slowed, but the factory did not have the proper coding machine to mass program these chips and we needed to send our programmer machine to them to get the job done. Of course, they thought that we had not written a proper code, as they could not get it to work until we sent them our programmer. This was quite exasperating, as each

(Continued on page 6.)

PCC Trolleys *(Cont'd from page 5.)*

side was blaming each other until we sent them sample chips already programmed. These things happen when you're working 8,000 miles away from each other, but how do you explain such delays to an eagerly awaiting public longing for a faster delivery.

This was a brand new gear-box, so we had to test run it for several hundred hours to insure it's durability. It worked perfectly here and we will be using a similar version to make an SW-1 loco later in the year. In both cases the chassis is so low to the track that we had to design a new gear box that would allow the low height and had to find a motor to allow for the in-line operation within the power truck. With the detailed interior there was no room to allow for a vertical motor instead of our preferred horizontal motor directly in line with the power brick. We also needed the die-cast chassis with $3\frac{1}{2}$ pounds of weight as there was no room to allow for additional weight inside the trolley car's body as we normally do on regular locos.


Another challenge was to find a shorter sized pin for our port to accept our Revolution board. They just don't make them in China and

we needed to scour American pin makers to find the correct ones. This search held off the starting time for production as they can't begin purchasing other parts until they had a source for all parts to be used in production.



Then we needed to do the artwork for the dozen or so paint schemes to be made in the first run. We didn't have any books with detailed artwork to copy and had to search the Internet for renditions of the version we were going to do. Each company varied the paint schemes regularly and there were no definitive source to obtain accurate paint schemes. It took several times our normal allotted time to finish each of these. Of course the factory was not pressuring us for completion, so they can order the parts for production.

We knew that this item was going to be a blockbuster, so we remained patient through all these trials and



tribulations. You can imagine the tension until we received a working sample and then paint samples for us to approve.

It was quite a learning experience and we're now making 10 more paint schemes and will re-run some of the older ones with each production of new schemes over the next few runs. We will do at least 50 schemes scheduled and then go back to add extra paint schemes from some of the larger user cities. We will do smaller cities too and some foreign versions that used PCC's too.

Every step of the way was a challenge, but the results were worth the extraordinary effort. We will make a "standee window" version in two years and then move on to some other trolleys as well.

We hope you enjoy them both as a mantle piece and as a good running item on your layout. ♦





Spotlight On the Aristo-Craft In-Line Re-Railer

This product is a most under looked one as it allows a wheel that has come off the track to be boosted back onto the rail magically. There are times when your train will de-rail for seemingly no reason, but usually there are some environmental issues dropping on to the track. This can be a tree leaf or branch or as simple as a snail crawling over the rail at the wrong moment. As much as you work at keeping the track clean things happen and a wheel is forced off the track.

Another reason trains de-rail are complicated "S" curves that pull the wheels in odd directions and thus a derailment. The Aristo-Craft re-railer fixes that problem automatically without any intervention by you, the hobbyist. Many times you will not even know it's a problem, but invariably our unit detects the problem and cures it.

The solution is the in-line re-railer (ART 11350), which will push the wheel up a small ramp and back on to the track. As simple as

it sounds, we had to spend a few months getting that ramp angle exactly correct through a trial and error process. This was done when we had no CAD drawing capability and we had to scratch build all samples by hand. Imagine the number of samples we had to make before getting a proven device that will work all the time.

Additionally, it has a major use as a loading point for your trains. All you have to do is move your trains back and forth over the re-railer and all your locos and cars will quickly align themselves on the track ready to be coupled to the next one you similarly insert. We recommend you use two or three together to allow for longer locos and cars to be placed easily on the track and its performance is certitude.

This re-railer comes in 12" (30cm) lengths to conform to most track layouts and can replace normal lengths in use. It's easy and can use the same rail joiners or rail clamps you always use.

It's a "Duh" device and once you use it you will wonder why you didn't think of it yourself. Don't worry!

Aristo-Craft did it for you. ♦

Features

- This track piece is suitable for both indoor and outdoor use.
- Allows for all-weather operation of most brands of #1 Gauge/G scale locomotives and railcars.
- This 12" piece of track can endure the heaviest of locomotives as well as human weight.
- The brass rails run along molded plastic and are durable and functional.
- An ultra-violet protectant is used to stabilize the plastic from the effect of strong sunlight.
- Puts the wheels of your train back on the rail.
- Also can be used as a road crossing.
- Rerailer has a lifetime guarantee.
- Detailed instructions are included.



WE ARE MORE THAN 'THE' EGGLINER COMPANY



We have heard it said that we survive on the Eggliner, but the truth is it's far less than 1% of our sales. We primarily sell locomotives and rolling stock and the second tier of sales income is from track. We stock and sell a lot of track and have a full system of sizes and switches to make most any layout. We also make great switching power supplies for track power and have a full line of batteries that are a growing way to power trains cleanly. Thirdly is our radio control business and we hope that will move to the top of the list as it works with the trains from all G gauge producers. We also make a lot of buildings and accessories including metal wheels.

We're a well-balanced G gauge train company. And yes, the Eggliners appeal to non-train hobbyists and as a stress relief to many serious train hobbyists. We're proud to make the Eggliner, but it's a sideline, not a main profit center for Aristo-Craft.

Lewis Polk, *President*
ARISTO-CRAFT TRAINS



The Aristo-Craft Railroad Club: A Bit of History

Eighteen years ago, ARISTO-CRAFT TRAINS put flyers in some of their rolling stock produced that year. I believe it was printed in *Garden Railways Magazine* announcing the starting of a club for us Aristo-Nauts. It was called the "Aristo-Craft Railroad Club."

According to the membership application, they began receiving applications around May 1, 1993. The annual membership fee was \$50.00 which INCLUDED a triple dome tank car. This was not just any triple dome tank car from the roster in 1994 but a specially designed triple domed tank car JUST for CLUB MEMBERS.



It had a black body with red domes and ends. The lettering said

Aristo-Craft Trains Railroad Club and underneath the letter were the words *Jersey City, New Jersey*. The road number was ARCX #41694. The car had a little gold box in the upper left-hand corner of the tank body that said *Aristo-Craft Trains Railroad Club Special Edition Series-1994*. These cars came with printed signatures of Nathan Polk on one side and Irwin S. Polk on the other side in gold paint.



The application blank stated that the delivery will begin AFTER January 1, 1994. So, 17 years ago, the first Aristo-Craft Railroad Club Car rolled off the assembly lines. With

the membership came a Newsletter with "inside" information on ARISTO-CRAFT TRAINS as well as new catalogs and flyers, when available. This newsletter was the precursor of today's popular *INSIDER* Newsletter—Aristo-Craft's premiere newsletter published bimonthly specifically for its membership.

Members also would receive a "special numbers membership card, with a specific number assigned only to you." Each year you would also received a membership certificate that had your name and membership number printed on it. It was actually hand-signed by Lewis Polk—typical of Lewis' attention to detail and personal value he attached to all of his Aristo-Nauts. This certificate was suitable for framing.

Many of the first couple years each of the 'club cars' came with an individual serial number written on the outside of the shipping box.

This club car is a prized piece of ARISTO-CRAFT TRAINS for me. You do not see many of the early club cars for sale. —Harry Hartman ♦

INTRODUCING THE ARISTO-CRAFT RAILROAD CLUB
FOR JOINING, GET THIS SPECTACULAR COLLECTOR'S ITEM
A "LIMITED EDITION" NEW TRIPLE DOME TANK CAR!

ARISTO-CRAFT TRAINS **ARISTO-CRAFT TRAINS**

ANNUAL MEMBERSHIP FEE \$50.00 (\$60 OUTSIDE U.S.)
INCLUDES A NEW TRIPLE DOME TANK CAR.

START A LIMITED EDITION COLLECTION OF ARISTO-CRAFT TRAINS!!!!

****THE PREMIER RELEASE IS A BRAND NEW TRIPLE DOME TANK CAR, WHICH WILL BE FIRST ISSUED TO RAILROAD CLUB MEMBERS!**

****THIS FIRST EDITION WILL HAVE THE SIGNATURES OF OUR FOUNDERS NATHAN AND IRWIN POLK, WHO ARE PIONEERS IN THE MODEL HOBBY FIELD.**

****THIS ARISTO-CRAFT TRIPLE DOME TANK CAR DISTINCTIVE PAINT SCHEME WILL NOT BE MADE AFTER 1994 AND WILL NEVER BE OFFERED TO THE GENERAL PUBLIC.**

****START A COLLECTION OF LIMITED EDITION ITEMS THAT WILL ONLY BE AVAILABLE IN LIMITED QUANTITIES, AND ONE PER MEMBERSHIP.**

**Delivery will begin after Jan. 1, 1994.

ANNUAL MEMBERSHIP INCLUDES...

****EXCLUSIVE COLLECTOR EDITIONS OF ARISTO-CRAFT TRAINS.**

****NEWSLETTERS WITH INSIDE INFORMATION ON ARISTO-CRAFT TRAINS, AND ADVANCE INFORMATION ON NEW ARRIVALS AND IN-STOCK ITEMS.**

****INFORMATION ON SHOWS WHERE ARISTO-CRAFT TRAINS STAFF WILL BE ON HAND TO TALK TO YOU.**

****NEW CATALOGS AND FLYERS WHEN AVAILABLE.**

****OTHER LIMITED EDITION OFFERINGS DURING THE YEAR.**

****SPECIAL RATES FOR THE ANNUAL ARISTO-CRAFT TRAINS CONVENTION.**

****BE A PART OF ARISTO-CRAFT'S NEW PRODUCT ADVISORY GROUP BY ANSWERING SURVEYS.**

****RECEIVE A SPECIAL NUMBERED MEMBERSHIP CARD, WITH A SPECIFIC NUMBER ASSIGNED ONLY TO YOU.**

BE A LARGE SCALE TRAIN BOOSTER!! HELP US SELECT AND DEVELOP OUR NEW PRODUCTS. BE A PART OF THE ADVISORY TEAM.

TERMS

Aristo-Craft Railroad Club membership does not allow you to purchase our regular line directly from ARISTO-CRAFT TRAINS or our distributors.

Aristo-Craft Railroad Club 1994 membership expires 12/31/94 regardless of your sign up date. Enrollment is now open!

Membership dues are subject to change for each renewal.

Assignment of membership number is registered according to the date payment is received starting May 1, 1993. The earlier the payment, the lower your number will be.

Your number is assigned permanently, with the year appended to the number.

Memberships are non-refundable. Allow 4-6 weeks for processing. Include check, money order, or fax charge card information below.

ARISTO-CRAFT RAILROAD CLUB APPLICATION FORM (PLEASE PRINT)

NAME _____ PH# () _____

MAILING ADDRESS _____

CITY/STATE/ZIP _____

CREDIT CARD # _____ TYPE _____ EXP _____

HOW DID YOU HEAR ABOUT THE CLUB? _____

MAIL TO:
ARISTO-CRAFT
346 BERGEN AVE
JERSEY CITY, NJ
07304 U.S.A.


MEMBERSHIP CERTIFICATE
FOR THE ARISTO-CRAFT TRAINS CLUB
IN THE 60TH ANNIVERSARY YEAR
1935 - 1995
PRESENTED TO
MR. HARRY HARTMAN, JR.
MEMBERSHIP NUMBER 01310-95
Lewis Polk
CERTIFIED BY LEWIS POLK, PRESIDENT

RCC Remote 2.4 GHZ Switch Device

by Stan Cedarleaf

For many years, I was perfectly happy operating 6 of the 12 switches on PCSRR using the “air controller” method. The other 6 were well within reach to be operated manually. Years prior to the air controlled method, most of my switches were controlled with electric 1201 LGB* motors using 12 volt battery power with DPDT momentary center off switches or just thrown manually.

Just over a year ago, Lewis invited me to test the new CREST Aristo-Craft REVOLUTION Remote Switch Device (RSD). Upon receiving the RSD, I opened the



package, even carefully read the instructions, hooked it up to one of the 1201 LGB* motors and powered the RSD with a 12 volt battery to bench test it. Following the very easy to understand “programming and linking” instructions, I pushed the left and right arrows on the key pad to see the switch change direction and hear the resounding “click.” It worked very nicely at a distance of 4 feet with each push. Then it was time to see how far I could be from the RSD and still have it work. Distances up to 80 feet were tested and with each key push the switch changed direction.

I was very satisfied with the test performance and started making provision to convert a few of the switches on the layout. Because I had a whole grocery sack full of new LGB* 1201 switch motors, I proceeded to install and test them. Input power was changed from

the 12 volt gel cell battery to 16 volts DC supplied from an old DC “transformer.” This way I could turn the device(s) on and off at will.

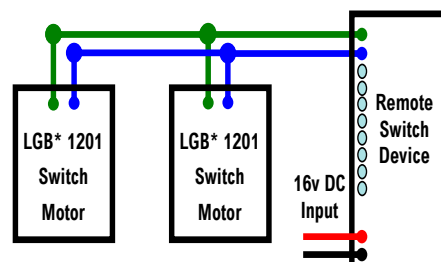
Our layout has a number of crossovers from one track to another which requires 2 switches to be thrown at the same time. The next project was to see if two of the LGB* 1201 switch motors could be operated on just one of the output terminal blocks. Two motors were hooked to the same output terminal and tested. They worked just like I had hoped which meant I could use all 5 output terminals and use as many as 10

switches on a single device.

Because only one terminal will operate at one time, the RSD is protected from an overload. It was very simple to hook up 2 motors by running one main wire to one and using a short

section of wire from one motor to the other and making sure the polarity is correct to throw the switches the right way when activated.

The wiring used on the first RSD was some multiple-pair, 16-gauge surplus TV antenna rotor cable that I had “saved” for some future use. It was weatherproof and color coded for ease of identification. When that cable was gone, I used 4 pair of color-coded, weatherproof telephone cable. It worked just fine. Seven motors were connected to the first



RSD with 2 terminals controlling 2 switches each and 3 with one each.

With the first RSD in service, the air operated system was removed from the layout and sold. The more we used the first RSD, the easier it became to operate the railroad. As stated above, the layout had 12 remotely operated switches and now that 7 of them are operated by the REVOLUTION RSD, I am ready to convert the other 5. The sale of the air equipment allowed the purchase of the second RSD. When it arrived, it was connected to the remaining 5 switches. 4 of these were connected to operate as pairs from 2 output terminals and the single one to a 3rd output leaving 2 open for expansion.

Because we do not use track power, it was my choice to install both the RSDs in the train shed, power them with the 16 volt DC output from a power supply and run the wiring from the shed under the track, under landscaping, alongside bridges and trestles or any other way to get the wires to the motors to be able to operate them.

The manual for the REVOLUTION Remote Switch Device is very complete in its description for installation and programming procedures, so I haven’t covered those items in this article other than sharing that each of the RSD output terminals has 2 settings – one “FAST” and one “SLOW.” The LGB* 1201 motors require the FAST setting. The complete manual is available as a Word.doc for viewing on the Aristo-Craft website under *Technical Support, Train Engineer Revolution, and Remote Switch Device*.

Using two RSD’s, I have full remote control of 12 switches from anywhere on the layout using the REVOLUTION transmitter(s). *The running of the Prescott Canyon Southern Garden Railroad has been REVOLUTION-ized.* ♦

*(LGB is a trademark of Märklin and is in no way connected to Aristo-Craft and the REVOLUTION.)

EXHIBITIONS

What goes into a typical show exhibition...



We've attended perhaps 1,000 train show exhibitions over the past 40+ years and each one is an adventure for us as an exhibitor. First, we have to decide the nature of the show as far as attendee types that will be visiting our booth. Then we have to analyze the costs of the show and the message we want to express at the show. Is there travel involved? Do we have to ship the booth and merchandise a long distance? How many people do we need in the booth? And do we have to feed and house them at the show in addition to paying overtime for the weekend shows? What is the time of year and how do we select what we're showing in relation to the season? How much time does it take to set up and when do we have to arrive at the show along with our merchandise?

We then diagram the booth setup and decide where everything will go in advance. Lighting, signs, drapery

and electrical functionality are decided in advance too—but it's the birth of a new product that drives the interest and sales. It takes years to bring a new product to market and we are most proud when we get to show it to everyone for the first time. Our PCC Trolley was 3-4 years in the making and when we did show it, they sold out the first run in 3 weeks. Obviously, we have many more paint schemes in the works and many more to come after that.

All these factors come down to a budget and how much manpower can we devote to a particular show. Then we divide the targeted costs into the number of people usually at a particular show or judge the quality of visitors in relation to our product. We're a business that needs to justify our expenses in relation to sales. You can only do so much prospecting without an expected return on investment. Aristo-Craft attends a show per month on average and most of them have 20,000 people or more. We've listed them on our website and in general, we cover a great deal of the major population centers.

Typically, we try to highlight newer product, but frankly we want to attract new customers too, where our entire product line is new to them. We try to have plenty of literature and neat displays with a lot to look at along with some trains running to show the quality of our product line.

We are mostly dealing with consumers, not trade customers, though many other exhibitors are also customers. Therefore, the booth has to appeal to both markets and to be as self-explanatory as possible.

It's the job of the attendees to carefully review each booth and ask intelligent questions about the product that was so painstakingly set up and displayed at a great cost by the vendor. It's always great to hear someone thank us for attending and asking really smart questions about our mostly technical products.

So...when you visit a booth at a show, please give it more than a cursory glance and try to catch the message the hardworking exhibitor is trying to pass on to you.

All the best,

Lewis Polk, *President*, ARISTO-CRAFT TRAINS ♦




The **Fall Show Car** will come with three road numbers: 102, 105, 107 and have plastic wheels. The cost of the car will be \$50.00 each. You will be able to purchase metal wheels at the show for a show price of \$20.00 per pack (one pack does one car).

Available **ONLY** at the show. No reservations, no mail orders. *Arrive early, buy early. If you can't make it to the show on Friday, have a friend purchase your show cars for you.*

Avoid the disappointment of an early sellout.

2011 Aristo-Craft Club Car



2011 Club Car • 2-Bay Hopper, Public Service

The **2011 Official Aristo-Craft Club Car** will be a 2-Bay Hopper with plastic wheels at \$50.00.* It's a Reddy Kilowatt Public Service car. You may add a metal wheel car set for an additional \$20.00 when ordered along with the car. We're only making two road numbers on this one, so there will only be two order numbers for the car and one for the special metal wheel car set at the special price.

The numbers are **ART41898C-A** and **ART41898C-B** and the metal wheel set only when ordered with the club cars is **ART29111C**.

These can be ordered online through the ARISTO-CRAFT Online Store under Club. As soon as you login to the Online Store, you go to the right hand side of the page where it says **PRODUCT LINE**. Click on it and go down to where it says **CLUB ITEMS**. Then click the **SEARCH** button. Please note that **SHIPPING CHARGES WILL BE APPLIED TO THESE ITEMS**.



A.A.R. Dealer Directory

Association of Aristo-Craft Retailers organized by Country and State

UNITED STATES OF AMERICA

ARIZONA

Arizona Train Depot, Mesa, 480-833-9486
The Hobby Place at Ace, Tucson, 520-747-9473

CALIFORNIA

B & F Hobbies, Bakersfield, 661-322-7955
Big Y Yardage, Montclair, 909-624-8201
Central Coast Trains, Atascadero, 805-466-1391
D & J Hobby, Campbell, 408-379-1696
Discount Trains Online, Riverside, 877-529-2834
Doll House & Crafts, Novata, 415-883-0388
Garden Railroad Supply, Martinez 925-228-8614
Gibson's, Fountain Valley, 714-641-6611
Glenview Supply, El Cajon, 619-443-1017
Gold Coast Station, Ventura, 805-339-0379
J. Gordon Specialties, Temecula, 951-693-2599
Just Trains Concord, 925-685-6566
Loco-Boose, Redwood City, 650-368-1254
The Loose Caboose, Napa, 707-258-1222
Marty's Hobby, Thousand Oaks, 805-497-3664
Morgan's Big Trains Emporium, Huntington Beach, 714-887-0777
Narrow Gauge Junction, La Habra, 562-694-0598
R/C Country Hobbies, Sacramento, 916-731-5868
Roy's Trains & Things, Clovis, 559-325-0102
San-Val Trains, Van Nuys, 800-423-3281
Square Roundhouse, Turlock, 209-668-4454
Talbot's Toyland, San Mateo, 650-342-0126
Tom's Trains, Fresno, 559-266-3192
The Train Stop, San Dimas, 909-599-2602
Upland Trains, Upland 909-985-1246

COLORADO

Caboose Hobbies, Denver, 303-777-6766
Mizell Trains Inc., Westminster, 303-429-4811
RGSRR Hobbies, Ridgway, 970-708-2100

CONNECTICUT

Amato's Toy & Hobby, New Britain, 860-229-9069
TimeMachine (N.E. Hobby), Manchester, 860-646-0610
War & Pieces, W. Hartford, 860-232-0608

DELAWARE

Just Trains, Newark, 302-266-8063
L.H. Webb, Frederica, 302-335-5841

FLORIDA

Budget Train Store, Jacksonville, 904-772-0929
D & B Railways, Delray Beach, 561-495-0244
Doug's Model Trains & Hobbies, Dunedin, 727-733-8222
Family Hobby Center, Naples, 239-261-8545
Happy Tunes Music & Hobbies, Lutz, 813-948-1419
John's Hobbies, Summerfield, 352-347-7201
Trains by Johnson, Pensacola, 850-478-8584

GEORGIA

Model Railroad Shop, Atlanta, 770-432-7300
Nordik Trains, Kennesaw, 770-928-2487
Southeastern Train, Augusta, 706-796-0052
TrainMaster, Duluth, 770-622-1611

IDAHO

C & C Railroads, Coeur D'Alene, 208-664-4895
Garden Valley R.R. Supply, Pocatello, 208-238-9633

ILLINOIS

Ace Hardware, Aurora, 630-897-9227
Bartlett Depot, Bartlett, 630-837-3376
D&N Hobbies, Effingham, 217-536-6400
Denny's Trains, Oswego, 630-554-6964
First Hobby, Decatur, 866-240-0252
L & B Hobby, Palos Hills, 708-599-6250
The Pizza Express, Carterville, 618-985-6262
RLD Hobbies, Albion, 877-753-4629
Rail Garden Features, Charleston, 217-343-7740
Rail Hobby Trains, Rockford, 815-484-9388
Action Hobby Distributors/St. Aubin, Woodstock, 815-334-0400
Thunder Road Hobbies, Moline, 309-762-5295
Trains of Yesterday, Morton Grove, 847-470-9500

INDIANA

Iron Horse Logos, Hartford City, 765-289-2418
Maple City Hobbies, Goshen 866-99-HOBBY
Phil's Hobby Shop, Fort Wayne, 260-426-5056
Samuelson's Train Shop, Valparaiso, 219-462-2708
The Train Yard, Indianapolis, 317-890-9774
Watt's Trains, Zionsville, 800-542-7652

IOWA

Box-Kar Hobbies, Cedar Rapids, 319-362-1291
Caboose Stop Hobbies, Cedar Falls, 319-277-1754
Fagan's Hobbies, Dubuque, 563-588-0846
Hobby Corner, Iowa City, 319-338-1788
Kidman Tree Farm, Polk City, 515-984-6946
MidAmerica Hobbies, North Liberty, 319-665-9655

KANSAS

Dad's Toys, Leavenworth, 913-662-1786
Dee & Mee Hobbies, Topeka, 785-228-9601
Garden Railroad Gizmos, Wichita, 316-262-4300
Suburban Lawn & Garden, Shawnee Mission, 913-649-8700
Toto Trains, Lawrence, 785-766-0467

LOUISIANA

America's Train Yard, Baton Rouge, 225-926-5592

MAINE

E. Boothbay Central Supply, East Boothbay, 207-633-7703
Highrailer, Waterville, 207-873-1120
Powder & Patch, Buxton, 207-929-4704

MARYLAND

G Scale Train Station, Waldorf 866-374-9340
Glyndon Gardens, Reistertown, 410-833-2791
M.B. Klein, Baltimore, 410-229-9995
The Moose Caboose, Sykesville, 410-795-4610
Smithsburg General Store, Smithsburg, 301-824-6330
Star Hobby, Annapolis, 410-349-4290
Train Depot, Mount, Airy 301-607-8155
Train Room, Hagerstown, 301-745-6681

MASSACHUSETTS

Big-G-Trains, Ayer, 978-772-9449
Centerline Hobbies, Hyannis, 800-675-1244
Charles Ro Hobbies, Malden, 800-225-4424
Country Train, Swansea, 508-669-5547
Duxbury Green, Duxbury, 781-585-2164
Hobbytown Stores, Hanover, 781-826-5279
Hobbytown Stores, Quincy, 617-472-3887
Pioneer Valley Hobbies, Springfield, 413-732-5531
RPM Hobbies, Abington, 617-786-7574

MICHIGAN

Brassuer Electric, Saginaw, 989-793-4753
C&T Hobbies, Cheboygan, 231-627-3603
G & G Trains, Leslie, 517-589-5977
Great Lakes Hobby, Shelby Twnshp, 586-323-1300
The Hobby Hub, Lansing, 517-351-5843
Hobby World, Grand Rapids, 616-538-6130
J & W Model, Coloma, 269-468-5586
Jackie's Trains, Erie, 734-848-2068
Junction Valley RR, Bridgeport, 989-777-3480
Merri-Seven Trains, Livonia, 248-477-0550
RC Hobbies, Waterford 248-681-1441

MISSISSIPPI

HobbyTown USA, Jackson, 601-957-9900

MISSOURI

John's Train Supply, St. Louis, 314-993-2444
Mark Twain Hobby Center, St. Charles, 636-946-2816
Show Me Model RR, Grandview, 816-966-1534
Schaefer's Hobby, St. Louis, 314-729-7077
Trains Ltd., St. Louis, 604-703-1365
Train Haus, Hermann, 573-486-0117
Unique Toy & Game, Wildwood, 636-548-3700
Hobby Station, St. Louis, 314-822-1927
Checkered Flag Hobby Country, St. Louis, 314-892-5353

NEBRASKA

House of Trains, Omaha, 402-934-7245
The Train Cellar, Lincoln, 402-464-4925
Trainman's Trading Post, Omaha, 402-734-7233
Train Time Hobby, La Vista, 402-502-6993

NEVADA

Reno Rails Reno, 775-337-6669
St. Aubins, North Las Vegas, 702-644-4799

NEW HAMPSHIRE

Hartmann Model Railroad, Intervale, 603 356-9922
Mountain Trains, Manchester, 603-622-8982

NEW JERSEY

Allied Hobbies, Burlington, 609-386-5044
Big Little RR Shop, Somerville, 908-685-8892
Bill Bitter Flowers & Plants, Wall 732-681-3681
Dougherty's Whistle Stop, Summit, 908-277-4442
Hobbymasters, Inc., Red Bank, 877-674-6229
HOGTRAINZ, Manalapan, www.HOGTRAINZ.COM
The Model Railroad Shop, Piscataway 732-968-5696
Ridgefield Hobby, Ridgefield, 201-943-2636
Standard Hobby, Mahwah, 800-223-1355
Tony's Train Town, Cedar Grove, 973-857-2337
Track "33" Inc., Westville, 856-423-2723
Watermelon Bar & Garden, Atlantic Highlands, 732-291-0613
Zeppelin Hobbies, Riverdale, 973-831-7717

NEW MEXICO

Wig-Wag, LLC, Albuquerque, 888 293-0736

NEW YORK

Aurora Hobbies, E. Aurora, 716-652-5718
Dee's Tiques & Train Shop, Delhi 607-746-6900
Hobbytime, Plainview, 516-933-3818
Hobbytown U.S.A., Islandia, 516-342-1518
Lantz Train Shop, Horsehead, 607-795-5038
Niagara Hobbies, Buffalo, 716-681-6060
Pine Valley, Syracuse, 315-470-0157

(Continued next page.)



A.A.R. Dealer Directory (Cont'd)

Association of Aristo-Craft Retailers organized by Country and State

NEW YORK (Continued)

Prince Hobby, Forest Hills, 718-520-9016
Ridge Road Station, Holley, 877-447-2253
Roberts Lines, Walworth, 315-986-1365
Trainland, Lynbrook, 800-221-0846
Trainworld, Brooklyn, 800-541-7010
Westchester Hobbies, White Plains, 914-421-1262

NORTH CAROLINA

Covered Wagon, McLeansville, 336-697-0255
Jim's Train Sales, Etowah, 828-891-7570
Little Choo Choo, Spencer, 704-637-8717
Railfan Specialties, Wilmington, 910-686-2820
Tom's Train Station, Raleigh, 919-388-72
Train Buddy Products, Wake Forest 919-562-4378

OHIO

Cross Creek Engineering, Spencer, 800-664-3226
Crouse Mill True Value, N. Lima, 330-549-2143
Depot Trains, Cleveland, 216-252-8880
Forgotten Thyme Gardens, Medina, 330-723-1948
G Scale Junction, Newark, 800-311-9448
The Hobby Shop, Dayton, 937-436-6161
Phil's Hobby Shop, Defiance, 419-782-8020
Sandy's Hobby's, Elyria, 440-365-9999
Smithville Model Train, Smithville, 330-669-8589
Smokestack Hobbies, Hamilton, 513-779-1161
Train Car Ltd., Newark, 740-745-2798
Velk's Flowers, Multiple Locations, 800-952-0284
Last Train Stop, Owasso, 918-277-2990
Woodward's Hobbies, Oklahoma City, 405-751-4994

OREGON

Eugene Toy, Eugene, 503-344-2117
Larry's Lighting Repair, Portland, 503-238-1714
Scheffel's Toys, Jacksonville, 503-899-7421
Tammies Hobbies, Beaverton, 503-644-4535
Train Mountain, Chiloquin, 541-783-3030

PENNSYLVANIA

A.B. Charles & Son, Pittsburgh, 412-561-1615
Allied Hobbies:

Exton, 610-363-6988
 Philadelphia, 215-677-1123

Backshop Books & Hobbies:

Lancaster, 717-687-7686
 Strasburg, 717-687-7686

Beacon Hill Trains, Downingtown, 610-383-7277
Choo Choo Train, Hudson, 570-824-3471
CoolTrains Hobbies, Salunga, 717-898-7119
Derr's REA, Williamsport, 570-323-5714
Dreamboat Hobbies, Warren, 814 723 8052
Engler's Train Depot, Allentown, 610-791-9512
Fischel's Hobby Center, Dubois, 814-371-1482
Fleetwood Building Block, Fleetwood, 610-944-8385
Frey's Evergreen, Willow Street, 717-786-3974
Iron Horse Hobby House, Reading, 610-373-6927
J&B Hobbies, Mechanicsburg, 717-766-0709
Landscape Materials, New Tripoli 610-767-9507
Loco Louie's, Milmont, 610-583-7711
Long Lane Acres, Ottsville, 610-847-2586
Nicholas Smith, Broomall, 800-848-9119
The Train Shoppe, Wilkes-Barre 570-824-7688
Trains & Lanes Hobbies, Easton, 610-253-8850
Victoria's Treasures, Womelsdorf, 610-589-9000
Village Toy Shoppe, Lahaska, 215-794-7031
Warrior Run Loco, Nanticoke, 570-735-5570
Wood Wicker & Wax, Levittown, 215-945-5522

RHODE ISLAND

Grandpa's Trains, Warwick 401-463-7803

SOUTH CAROLINA

The Great Escape, Greenville, 803-235-8320
New Brookland RR, W. Columbia, 803-791-3958

SOUTH DAKOTA

Donovan's Hobby & Scuba Center, Sioux Falls, 605-338-6945

TENNESSEE

Hudson Classic Hobbies, Nashville, TN, 615-833-8337
Jack's Trains, Johnson City, 423-282-9108
Model & Hobby World, Elizabethton, 423-543-5304
Sloan's Fine Art & Hobby, Dickson, 615-446-1055
Smoky Mountain Model Trains, Sevierville, 865-428-8595
Southbound Trains, Franklin, 888-844-4403

TEXAS

B & H Hobbies, Corpus Christi, 512-985-8383
The Collectible Caboose, Cedar Park, 512-259-9494
Midlothian Hobbies, Midlothian, 972-723-0171
Mike's Hobby Shop, Porter, 281-577-8250
Model Train Crossing, Hurst, 817-595-0800
Papa Ben's Train Place, Houston, 713-523-5600
Rent-A-Dad, McAllen, 210-631-8741

UTAH

Almosta Junction, Clearfield, 801-776-1656
Canyon Hobbies, Draper, 801-572-2702
Earl's Hobby Hangar, Logan, 435-752-4401
M.R.S. Hobby Shop, Sandy, 801-572-6082

VIRGINIA

Deltaville Depot, Deltaville, 804-776-7250
Locust Grove Trains, Locust Grove 540-854-8955
The Nutbush Express, Woodstock, 540-459-5136
Quisenberry Station, Alexandria, 703-799-9643
RicksHobbyShop.com, Roanoke 540-362-7033
Train Depot, Manassas, 703-335-2216
Trains ETC., Warrenton, 540-347-9212

WASHINGTON

Big Trains America, Spokane, 509-484-7098
The Cobbler's Train Shop, Camas, 360-834-3183
Clover Leaf, Union Gap, 509-453-8959
Eastside Trains, Kirkland, 425-828-4098

WISCONSIN

Candle Freak Gallery & Gifts, Wautoma 920-787-2780
Engine House Services, Green Bay, 920-490-4839
Greenfield News & Hobby, Greenfield 414-281-1800
Hobby Depot America, Hubertus, 262-628-2800
John's Hobbies, Hartford, 262-673-7454
The Little Falls Railroad, Sparta, 608-272-3266
Phil's Hobby & Craft, Wautoma, 920-787-7232
Sommerfeld's, Butler, 262-783-7797



INTERNATIONAL

AFRICA

Hobbydoc, Capetown, South Africa, 27214477528

AUSTRALIA

Adelaide Garden Railway Supplies, Goodwood, South Australia, 8 82716875
Model Merchant, Sydney, Australia, 02-9555-9537

CANADA

AC Trains, Burlington, Ontario, 866-838-3441
Art Knapp Plantland Surrey, B.C. 604-596-9201
Canada G-Scale Trains (Distributor only), 604-484-9256
Canadian Scale Rail, Olds, Alberta, 403-556-3771
Chinook & Hobby West Calgary, Alberta, 403-243-1997
The Credit Valley Streetsville, Ontario, 905-826-1306
George's Trains Toronto, Ontario, 416-489-9783
Hockley Valley RR, Alliston, Ontario, 705 435 7024
Hutch's Trains, Burlington, Ontario, 905-637-3721
Maritime Hobbies, Halifax, N.S., 902-423-8870
Max Trains, Montreal-Nord, Quebec, 514-322-8626
NVSI- VCR Repair, Kanata, Ontario, 613-592-9402
Pine Street Station, Chatham, Ontario, 519-397-1488
TLA Custom Models & Hobby, Wilton, Ontario, 613-386-7720
Township Toy Trains, Knowlton, Quebec 450-243-1881
Trains & Such, Calgary, AB 403-277-7226
Udisco LTD, Montreal, Quebec 514-481-8107
Ultimate Trains, Nanton, Alberta, 877-646-1190
West Railway Studios, Hartley, Manitoba, 204-858-2596
Winona Garden Railway, Guelph, Ontario, 519-763-9477

FRANCE

Les Trains de Dalipumes, Villiers sur Morin, 00 33 950 87 87 10

GERMANY

All American Trains, Kaarst, Ger 49-2131-769640
Fertig Modellbahnen, Moerlenbach, Ger 49-6209-4265
Gartenmodelleisenbahn und Mehr, Eschborn, Ger 49-6173-966230
Modellbaushop Drexler, Gross-Rohrheim, 49-6245-997852
ModelleisenbahnCenterSchuler, Stuttgart, 49-711-608375
Sammler-Service Scheyern, Ger 49-8441-22-44
Semaphore Trains, Weil am Rhein, Germany, 49 7621 577317

JAPAN

Train Depot, Tokyo, Japan 813-3718-8916

SWITZERLAND

Bigtrains&more Ltd, Sissach, Switzerland, 61 971 6615

UNITED KINGDOM / ENGLAND

Garden Railway Centres, Cheltenham, England 44-1242-519770
Garden Railway Specialties, Buckinghamshire, England, +44 (0)1844345158
Glendale Junction, Deeping St. James, England, 01778 343183
Hobbybahn Stapeton, England. 0044-01455-847379
Kernow Model Rail Centre, Camborne/Kambornn, UK, 01209 714099
Kent Garden Railways, St. Mary Cray, England, 44 1689 891668
Martin's Models, Kington, England, 44-1544-230777
OnTracks.co.uk, Pontrilas, England, +44 (0) 8700 111 131
Scottish Garden Railway, Stirling, Scotland, 01786-464193
Spot-On Models & Games, Swindon Wilts, UK 01793 617302
Totally Trains, Herefordshire, England 44-1989-567577



New Arrival List • May-June 2011

Item	Description	List (\$US)
ART21401	Pacific PRR	725.00
ART21402b	Pacific B&O Blue	725.00
ART21405	Pacific Southern Railway	725.00
ART21407	Pacific NYC	725.00
ART21408	Pacific Union Pacific	725.00
ART21408	Pacific D&RGW	725.00
ART21409	Pacific So. Pacific	725.00
ART214114	Pacific Sante Fe	725.00
RMT99417	Seated Figure Set (48)	49.95
ART99418	Standing Figure Set (48)	49.95
	<i>Above perfect for PCC interior.</i>	
ART29311	Smoke Unit SD-45	58.00
ART7103	Water Tower Built Up	173.00
ART7200	Freight Depot Bu	84.00
ART22202	RS-3 Diesel Union Pacific	397.00
ART22203	RS-3 Diesel Sante Fe Zebra	397.00
ART22205	RS-3 Diesel D&RGW	397.00
ART22206	RS-3 Diesel Rock Island Rocket	397.00
ART22211	RS-3 Diesel PRR	397.00
ART22213	RS-3 Diesel B & O	397.00
ART22208	RS-3 Diesel Can. Pacific	397.00



ART22245 . . . RS-3 Diesel New Haven 397.00



ART2240 . . . RS-3 Diesel Nickle Plate Road 397.00
 ART12190 . . . Aluminum Track 72" Flex 234.00

Item	Description	List (\$US)
ART11921	Dual Rail Bender	225.00
ART11005	Brass Rail 8'	364.00
ART11060	Brass Straight 24"	212.00
ART11070	Brass Straight 36" Straight	318.00
ART11099	Brass Straight 5'	559.00
ART11100	Brass Straight 12"	106.00
ART11297	*Manual Switch Machine	10.00
ART11300	30 Degree Crossing	46.00
ART11350	Re-Railer 12" Straight	23.00
ART11351	Re-Railer With Diodes	23.00
ART11510	Brass Euro Curved Track 6.5'	194.00
ART11801	Brass Euro Curved Track 11.5'	341.00
ART11900	Brass Rail Joiners	9.00
ART11900b	Brass Rail Joiners Bulk (50)	24.00
ART11901b	Plastic Rail Joiners Bulk (25)	30.00
ART11910	Socket Head Track Screws	6.00
ART11930	Brass Rail Clamps (10)	14.00
ART11930b	Brass Rail Clamps Bulk (100)	115.00
ART30060	USA Brass Straight 60"	212.00
ART30101	USA Brass Curved 1/2 6"	56.00
ART30103b	USA Track Ties Curved	72.00
ART30112	USA Curved Track 6.5'	194.00
ART30116	USA Curved Track 9'	267.00
ART30121	USA Curved Track 11.5'	341.00
ART30122	USA Curved Track 12.5'	368.00
ART30125	USA Curved Track 20'	592.00
ART30195	USA Straight Track 5'	559.00
ART30115	USA Curved Track 8' (16)	237.00
ART30120	USA Curved Track 10'	293.00
ART30370	USA Switch Remote Right	75.00
ART30380	USA Switch Manual Left	75.00



On-Hand List • May 1, 2011 (page 1 of 7)

Item	Description	List (\$US)
ART 11000	12" Straight Track (12Pcs)	122.00
ART 11001	Euro Track 1/2 Straight (12)	64.00
ART 11005	Flex Rail Brass 8' (12)	419.00
ART 11031	Bumper w/O Track-Lighted	13.00
ART 11060	24" Straight Track(12Pcs)	244.00
ART 11070	36" Straight Track(12Pcs)	366.00
ART 11091	Reversing Unit/Softstart Only	81.00
ART 11095	Euro Straight 6' w/Clamps 6Pcs	293.00
ART 11098	60" Straight Track (6)	339.00
ART 11099	60" Straight Track(12Pcs)	643.00
ART 11100	Curve Track 4'Diam(12Pcs)	122.00
ART 11101	Euro Track Curve 1/2	64.00
ART 11103	Euro Track Ties Curved	2.00
ART 11140	20" Diam. Circle of Track	106.00
ART 11145	31" Diam Track (4) for Barrel	120.00
ART 11200	Switch-Manual Right	53.00
ART 11205	Switch-Remote Right	67.00
ART 11210	Switch-Manual Left	53.00
ART 11215	Switch-Remote Left	67.00
ART 11297	Manual Switch Machine	12.00
ART 11298	Switch Machine Rem Slow Motion	23.00
ART 11300	30 Degree Crossing	53.00
ART 11350	Rerailer 12 Straight	26.00
ART 11351	Re-Railer w/L Gap & Diodes	26.00
ART 11550	Euro Curve Track 6.5' Brass	223.00
ART 11600	Euro Curve Track Lge. 8' Brass	273.00
ART 11700	Curve Track 9' Diameter Brass	307.00
ART 11800	Euro Curve Track 10' Brass	337.00
ART 11801	Euro Curve 11.5' Brass	392.00
ART 11803	Euro Curve Track 14' Brass	476.00
ART 11804	Euro Curve Track 15' Brass	508.00
ART 11805	Euro Curved Track 16.5' Brass	551.00
ART 11820	Euro Curve Track 20' Brass	681.00
ART 11900	Rail Joiners(12Pack)Brass	10.00
ART 11900b	Track Rail Joiners (50)	28.00
ART 11901	Rail Joiners (4Pack) Plastic	7.00
ART 11901b	Rail Joiners (25Pack) Plastic	35.00
ART 11902	Tap & Drill Set 2mm for Track	12.00
ART 11903	Waterproof Micro Switch (2)	12.00
ART 11905	Stationary Rollers (4 Pack)	58.00
ART 11906	Track Gauge w/ Level	13.00
ART 11910	Socket Head Track Screw	7.00
ART 11911	Rail To Tie Screws (50)	8.00
ART 11921	Dual Rail Bender	259.00
ART 11930	Rail Clamp Brass (10Pcs)	16.00

Item	Description	List (\$US)
ART 11940	Rail Clamp (10) Silver Pltd	21.00
ART 11940b	Rail Clamp SS Plated Bulk(100)	159.00
ART 11950	Wire w/Lug for Joiners (10)	16.00
ART 12111	Aluminum Track 4' Curve	48.00
ART 12160	Aluminum Crossing 19.5 Degree	35.00
ART 12161	Aluminum Crossing 30 Degree	35.00
ART 12162	Aluminum Crossing 90 Degree	35.00
ART 12181	Aluminum Track 10' Curved	144.00
ART 12301b	Grid Shelf 15 x 24 Black	18.00
ART 12302b	Grid 1/4 Round Curve Black	12.00
ART 12304	Wall Bracket 15 Black	10.00
ART 12305	Grid S Hook for Door Area	1.00
ART 12306	Grid Suspension Hook 10	2.00
ART 12307	Grid Suspension Hook 20	3.00
ART 12310	Suspension Bar 16 Black	12.00
ART 12316	Ceiling Grid Clip	3.00
ART 12401	Track Support Flower Tub (6)	9.00
ART 20031	USA Str. Track 1/2 S.S.	85.00
ART 20035	Stainless Steel Rail 8' 12 Pc	551.00
ART 20060	SS Str. Track 2'	329.00
ART 20100	SS Curve Track 4'	164.00
ART 20117	SS Curve Track 9'	358.00
ART 20120	SS Curve Track 10'	403.00
ART 20121	SS Curve Track 11.5'	458.00
ART 20124	SS Curve 15' Diam	593.00
ART 20125	SS Curve Track 20' Diam	820.00
ART 20199	SS Rail Joiners (12)	10.00
ART 20330	SS #6 Switch Right	242.00
ART 20335	SS #6 Parallel Adaptor	53.00
ART 20340	SS #6 Switch Left	242.00
ART 20345	SS #6 Wye Switch SS	159.00
ART 20350	S.S. Re-Railer	29.00
ART 20375	Siding for 10' Diam.Switch	33.00
ART 20380	SS Switch Wide Manual Left USA	99.00
ART 20400	SS Crossing 19.5	79.00
ART 20410	SS Crossing 90 Degree	60.00
ART 21001c	Rogers PRR w/Caboose	376.00
ART 21002c	Rogers Drgw w/Caboose	376.00
ART 21004c	Rogers ATSF w/Caboose	376.00
ART 21102c	Rogers GN w/Caboose	376.00
ART 21311c	0-4-0 Switcher B&O w/Caboose	281.00
ART 21327c	0-4-0 Switcher D&RGW w/Caboose	281.00
ART 21875	USRA Tender-Undec	275.00
ART 21900	Slope.Tender Undec.(Blk)	138.00
ART 22202	RS-3 UP/Union Pacific	397.00



On-Hand List • May 1, 2011 (page 2 of 7)

Item	Description	List (\$US)	Item	Description	List (\$US)
ART22203	RS-3 ATSF/Santa Fe Zebra	397.00	ART23619	E-8 ATSF Ptd	552.00
ART22205	RS-3 Drgw/Rio Grande	397.00	ART29098	Frt.Truck w/Metal Wheels&Bb	76.00
ART22206	RS-3 Rock Island Rocket	397.00	ART29099	Modern Freight Trucks w/PI Whl	30.00
ART22208	RS-3 Cp/Canadian Pacific	397.00	ART29100	Modern Frt Truck w/Roll.	46.00
ART22209	RS-3 So.Railway Grn/Wht	397.00	ART29101	Truck-Freight Plastic Wheels	32.00
ART22211	RS-3 PRR/Pennsylvania-Grn.	397.00	ART29102	Truck-Caboose Metal Wheels	67.00
ART22213	RS-3 B&O/Baltimore & Ohio	397.00	ART29104	Plastic Wheels (2Wheel Sets)	13.00
ART22217cb	RS-3 Gmo.	250.00	ART29105	Rogers Loco Metal Sml.Whl.Set	21.00
ART22217cb-1	RS-3 Gmo.	150.00	ART29106a	Rogers Front Drive Wheels	28.00
ART22217cb-2	RS-3 Gmo.	150.00	ART29106b	Rogers Back Drive Wheels	28.00
ART22240	RS-3 Diesel Nickel Plate Rd.	397.00	ART29107	Truck-Psgr(Wood)Metal Wheels	67.00
ART22245	RS-3 New Haven	397.00	ART29108	Truck-Long Tender (Pair)	67.00
ART22281cb-1	RS-3 Interstate	150.00	ART29109	Truck-Hwt.Psgr.(Pair)	67.00
ART22281cb-2	RS-3 Interstate	150.00	ART29110	Truck-Hwt.Psgr.6 Metal Wheels	85.00
ART22403	SD-45 Diesel-ATSF/Santa Fe	552.00	ART29111bb	Metal Wheels-12 Packs	335.00
ART22405	SD-45 Diesel-Union Pacific	552.00	ART29111d	Mtl Whls-Blk 4 Axle w/O Hub	38.00
ART22406	SD-45 Diesel-Erie Lackawana	552.00	ART29111s	Metal Wheels Silver 4 -Axle	38.00
ART22409	SD-45 Diesel-PRR	552.00	ART29113	Springs-Passenger Truck	9.00
ART22501c	Lil'critter PRR w/Cab	200.00	ART29114	Springs-Diesel Truck	9.00
ART22502c	Lil'critter B&O w/Caboose	200.00	ART29115	Truck-Slope Tender (Pair)	67.00
ART22606c	Cen.Cab Ind.Sw.D&RGW /Wcab.	297.00	ART29117	Truck-Psgr. Strmln	94.00
ART22702	Egg Liner-Union Pacific	125.00	ART29118p	Diesel Bushing (Previous)	13.00
ART22703	Egg Liner-Atlantic Coast Lin.	125.00	ART29119s	Springs Streamline Silver	10.00
ART22707	Egg Liner-Lady Bug	125.00	ART29120	Truck-Delton To Aristo (Pr)	10.00
ART22708c	Egg Liner-Easter Egg	125.00	ART29123b	Ball Bearing Wheels 2 Axles Bl	71.00
ART22711	Egg Liner-ATSF Warbonnet	125.00	ART29130	Metal Wheel Replacement	20.00
ART22714	Egg Liner-Honey Bee	125.00	ART29131	Metal Diesel Wheel w/Tire	21.00
ART22715	Egg Liner-Monarch Butterfly	125.00	ART29132b	Inner Gear Box w/O Wheels	17.00
ART22726	Egg Liner-Christmas Wreath	125.00	ART29134	Commonwealth 6 Axle Truck Pr	110.00
ART22727	Egg Liner-Snowflake	125.00	ART29138	SS Wheels for 3-Axle Trucks(4)	76.00
ART22798	Egg Liner Annual 2010	125.00	ART29139	SS Wheels for 2-Axle Trucks(4)	55.00
ART22851	RDC-3 Great Northern	397.00	ART29140	Ball Bearings for Modern Frt.	23.00
ART22853	RDC-3 B & M	397.00	ART29196	Coupler-Knuckle (1 Pair) E-8.	16.00
ART22854	RDC-3 C&NW	397.00	ART29197	Coupler-Knuckle (1 Pair)Dash 9	14.00
ART22856	RDC-3 NYC	397.00	ART29198	Knuckle Coupler (50 Pr.S)	552.00
ART22858	RDC-3 LIRR	397.00	ART29199	Knuckle Coupler (6Pr.)	74.00
ART22859	RDC-3 New Haven	397.00	ART29200	Coupler-Knuckle (1 Pair)	16.00
ART22861	RDC-3 Penn-Rdg-Seashore	397.00	ART29201	Coupler RS-3/Lil' Critter	20.00
ART23004	Dash 9 UP	580.00	ART29202	Hook & Loop Coupler 1 Pair	7.00
ART23304	PCC Trolley Philly Traction Co	330.00	ART29203	Hook & Loop Coupler 6 Pr	35.00
ART23308	PCC Trolley SEPTA Philly	330.00	ART29205	Coupler-Knuckle (Pr) SD-45.	16.00
ART23601	E-8 PRR	552.00	ART29206	Knuckle Coupler FA (2) New	17.00
ART23602	E-8 SP	552.00	ART29300	Smoke Stack(Operating)	28.00
ART23603	E-8 Union Pacific	552.00	ART29301	Smoke Stack(Opg)Stv/Psg.Cab	32.00
ART23605	E-8 B&O	552.00	ART29302	Smoke Stack(Opg)Rogers Loco	28.00
ART23614	E-8 Diesel EL	552.00	ART29304	Smoke Stack(Opg) Psgr.Wood	28.00
ART23615	E-8 Diesel Erie	552.00	ART29306	Smoke Unit-Steam Loco 0-4-0	32.00



On-Hand List • May 1, 2011 (page 3 of 7)

Item	Description	List (\$US)	Item	Description	List (\$US)
ART29309	Smoke Unit-Loco RS-3	32.00	ART30116	USA Curve Track 9'	307.00
ART29311	Smoke Unit SD-45	67.00	ART30121	USA Curve 11.5'	392.00
ART29313	Smoke Unit Parts	10.00	ART30122	USA Curve 12.5'	423.00
ART29350	GP-40 Motor Block	86.00	ART30123	USA Curve 14' Diam	476.00
ART29351	Power Trk GE U25-B/Fa/Fb/Rs	85.00	ART30125	USA Curve 20' Diam	681.00
ART29352	Universal for Pacific 6 Pack	28.00	ART30130	USA Curve 16.5' Diam	541.00
ART29353	Universal Assembly for FA-1	10.00	ART30195	USA Str. Track 5' (12)	643.00
ART29354	Axle w/ Gear for Fa-1	7.00	ART30310	USA Switch Remote Right	67.00
ART29356	Motor Block-C.Cab w/A-Frame	102.00	ART30335	#6 Parallel Adaptor	45.00
ART29358	Motor Block-Railbus w/A-Frame	102.00	ART30345	#6 Wye Switch Brass Us	139.00
ART29360	Motor for 0-4-0	26.00	ART30360	USA Switch Remote Left	67.00
ART29363	Pacific Gear Box w/Whls	185.00	ART30370	Switch Wide Manual Right	86.00
ART29400	Gear Box & Motor 2-4-2 Rogers	47.00	ART30400	Crossing 19.5	79.00
ART29402	Brush & Spring Set w/Holder 4	13.00	ART30410	Crossing 90 Degree	53.00
ART29403	Assorted Screw Set	10.00	ART31001	Sierra Coach Pennsylvania	176.00
ART29404	Rubber Tires 2-4-2 Rogers	10.00	ART31001-3	Sierra Set-PRR	527.00
ART29405	Rubber Tires-Diesel	7.00	ART31002	Sierra Coach B&O Balt&Ohio	176.00
ART29406	"Brush, Spring & Bushing (8) Diesel"	13.00	ART31002-3	Sierra Set-B&O	527.00
ART29411	Ball Bearing Set (10)	23.00	ART31004	Sierra Coach Drgw/Yellow	176.00
ART29500	Marker Light Long/Bay-Cab	9.00	ART31005	Sierra Coach ATSF/Santa Fe	176.00
ART29501	Marker Lights 2-4-2 Rogers	9.00	ART31005-3	Sierra Set-ATSF	527.00
ART29502	Bulb/Long Cab./Sierra(10Pc)	20.00	ART31009	Sierra Coach Wpy/White Pass	176.00
ART29503	Bulb & Socket Set w/Wire	13.00	ART31009-3	Sierra Set- White Pass	527.00
ART29507	Bulb/Hvyw/Strmlne(2Pc)	9.00	ART31011	Sierra Coach D&RGW Green	176.00
ART29508	RS-3 Marker Lights (Pr)	13.00	ART31651	Std.Hvy.Wht Baggage PRR	335.00
ART29511	Plug for Power To Tender	13.00	ART31801	Std.Hvy.Wht.Pullman PRR	335.00
ART29512	Ditch Lights (2)	20.00	ART40001	Gondola 20'-PRR	53.00
ART29515	Weights for The SD-45	48.00	ART40002	Gondola 20'-A.T.S.F.	53.00
ART29518	Wires w/Female Plug L=230Mm	2.00	ART40005	Gondola 20'-B&O	53.00
ART29519	Plug Male L=200Mm	2.00	ART40101	20' Tank Car-PRR	53.00
ART29600	Track To Pack.Conn.Wire	7.00	ART40102	20' Tank Car-ATSF	53.00
ART29603	Aristo-Lube Oil 1.125 Oz.	6.00	ART40103	20' Tank Car-Up	53.00
ART29605	10 Amp Fuse for Train Eng.	7.00	ART40105	20' Tank Car-B&O	53.00
ART29607	Mu Cable	10.00	ART40201	20' Flat Car-PRR	53.00
ART29608	Wires With Plugs for Sound Ins.	7.00	ART40205	20' Flat Car-B&O	53.00
ART29700	Chair Kit-L(6Pcs)Long Caboose	13.00	ART40225	20' Flat Car-Christmas	53.00
ART29703	Double Chair Set (4)	10.00	ART40301	20' Box Car-PRR	53.00
ART29704	New Roof Walk for Frt Car	13.00	ART40305	20' Box Car-B&O	53.00
ART29706	Lowered Floor for Rolling Stok	20.00	ART40311	20' Box Car-D&RGW	53.00
ART29708	Long Caboose Roof Walk/New	20.00	ART40325	20' Box Car-Christmas	53.00
ART29950	Track Cleaning Pad	9.00	ART41001	Gondola SOO/Colormark	87.00
ART30033	Track Ties 1' Straight-USA	2.00	ART41008	Gondola PRR/Pennsylvania	87.00
ART30100	USA Curve Track 4'(12 Circle)	122.00	ART41012	Gondola Sr/Southern Railway	87.00
ART30101	USA Curve Track 1/2 Section	64.00	ART41015	Gondola Baltimore & Ohio	87.00
ART30103	Track Ties Curved-USA	2.00	ART41026	Gondola Wisconsin Cen.	87.00
ART30103b	Track Ties Curved-USA	83.00	ART41027	Gondola Norfolk So.	87.00
ART30112	USA Curve 6.5 Diam	223.00	ART41028	Gondola CSX(B&O)	87.00



On-Hand List • May 1, 2011 (page 4 of 7)

Item	Description	List (\$US)	Item	Description	List (\$US)
ART41029	Gondola Conrail Quaulity.	87.00	ART41802e	2 Bay Coal Hopper ATSF.	92.00
ART41030	Gondola Erie Lackawanna	87.00	ART41802f	2 Bay Coal Hopper ATSF.	92.00
ART41102	Cov.Gondola New York Central	94.00	ART41803e	2 Bay Coal Hopper Up	92.00
ART41103	Cov.Gondola Pitt/Lake Erie	94.00	ART41803f	2 Bay Coal Hopper Up	92.00
ART41109	Cov.Gondola ATSF	94.00	ART41804e	2 Bay Coal Hopper D&RGW.	92.00
ART41110	Cov.Gondola Up	94.00	ART41804f	2 Bay Coal Hopper D&RGW.	92.00
ART41112	Cov.Gondola Denver Rio Grande.	94.00	ART41808e	2 Bay Coal Hopper GN	92.00
ART41201	Cov.Hopper Nickel Plate Road.	114.00	ART41808f	2 Bay Coal Hopper GN	92.00
ART41205	Cov.Hopper ATSF/Santa Fe	114.00	ART41809a	2 Bay Coal Hopper B & M.	92.00
ART41207	Cov.Hopper Boraxo	114.00	ART41809b	2 Bay Coal Hopper B & M.	92.00
ART41208	Cov.Hopper Union Pacific	114.00	ART41809c	2 Bay Coal Hopper B & M.	92.00
ART41210	Cov.Hopper Farm.Co-Op (Pink)	114.00	ART41809d	2 Bay Coal Hopper B & M.	92.00
ART41211	Cov.Hopper Rio Grande.	114.00	ART41811a	2 Bay Coal Hopper C & Nw	92.00
ART41215	Cov.Hopper PRR/Pennsylvania.	114.00	ART41811b	2 Bay Coal Hopper C & Nw	92.00
ART41216	Cov.Hopper Rdg/Reading.	114.00	ART41811c	2 Bay Coal Hopper C & Nw	92.00
ART41218	Cov.Hopper Burlington No.	114.00	ART41811d	2 Bay Coal Hopper C & Nw	92.00
ART41220	Cov.Hopper C&NW	114.00	ART41812a	2 Bay Coal Hopper NYC	92.00
ART41224	Cov.Hopper ATSF Sm. Herald Brn	114.00	ART41812b	2 Bay Coal Hopper NYC	92.00
ART41225	Cov.Hopper L&Ne Fried Egg	114.00	ART41812c	2 Bay Coal Hopper NYC	92.00
ART41226	Cov.Hopper D&RGW Gray	114.00	ART41812d	2 Bay Coal Hopper NYC	92.00
ART41227	Cov.Hopper Cen.Of Georia.	114.00	ART41817a	2 Bay Coal Hopper D & H	92.00
ART41228	Cov.Hopper Wabash w/Flag	114.00	ART41817b	2 Bay Coal Hopper D & H	92.00
ART41229	Cov.Hopper New Haven Brown.	114.00	ART41817c	2 Bay Coal Hopper D & H	92.00
ART41230	Cov.Hopper Frisco Black	114.00	ART41817d	2 Bay Coal Hopper D & H	92.00
ART41304	S.Dome-Tank Union Oil	94.00	ART42200	Bobber Caboose Undec (Red)	53.00
ART41308	S.Dome-Tank UP/Union Pacific	94.00	ART42208	Bobber Caboose UP/Union Pac	53.00
ART41335	S.Dome-Tank Gatx	94.00	ART42210	Bobber Caboose Drgw/Rio Grand	53.00
ART41336	S.Dome-Tank Ultx	94.00	ART42211	Bobber Caboose ATSF/Santa Fe	53.00
ART41337	S.Dome-Tank General Molasses.	94.00	ART42215	Bobber Caboose White Pass	53.00
ART41338	S.Dome-Tank Stauffer Chem.	94.00	ART45100	40' Dbl.Door Boxcar Undec.	104.00
ART41339	S.Dome-Tank Corn Industrial.	94.00	ART45101	40' Dbl.Door Boxcar ATSF.	104.00
ART41401p	Coal Hopper Chessie w/Plasti.	113.00	ART45102	40' Dbl.Door Boxcar Up	104.00
ART41402p	Coal Hopper N&W	113.00	ART45103	40' Dbl.Door Boxcar Cotton Blt	104.00
ART41404p	Coal Hopper D&RGW	113.00	ART45104	40' Dbl.Door Boxcar ACL	104.00
ART41406p	Coal Hopper UP w/Plastic Whl.	113.00	ART45105	40' Dbl.Door Boxcar NYC	104.00
ART41407p	Coal Hopper Norfolk So.	113.00	ART45106	40' Dbl.Door Boxcar PRR	104.00
ART41408p	Coal Hopper Burlington No.	113.00	ART45107	40' Dbl.Door Boxcar C&NW.	104.00
ART41409p	Coal Hopper Conrail	113.00	ART45108	40' Dbl.Door Boxcar GN	104.00
ART41611	3 Dome-Tank Marvel Oil	86.00	ART45109	40' Dbl.Door Boxcar B&O	104.00
ART41612	3 Dome-Tank Shell Oil	86.00	ART45110	40' Dbl.Door Boxcar N&W.	104.00
ART41800a	2 Bay Coal Hopper Undec Blk	92.00	ART45111	40' Dbl.Door Boxcar Southern	104.00
ART41800ra	2 Bay Coal Hopper Undec Red	92.00	ART45112	40' Dbl.Door Boxcar Milw.	104.00
ART41801e	2 Bay Coal Hopper PRR	92.00	ART45113	40' Dbl.Door Boxcar So.Pac.	104.00
ART41801f	2 Bay Coal Hopper PRR	92.00	ART45114	40' Dbl.Door Boxcar CB & Q	104.00
ART41802b	2 Bay Coal Hopper ATSF.	92.00	ART45115	40' Dbl.Door Boxcar W.M.	104.00
ART41802c	2 Bay Coal Hopper ATSF.	92.00	ART45116	40' Dbl.Door Boxcar Erie.	104.00
ART41802d	2 Bay Coal Hopper ATSF.	92.00	ART45200	40' Plug Door Box Car Undec	104.00



On-Hand List • May 1, 2011 (page 5 of 7)

Item	Description	List (\$US)	Item	Description	List (\$US)
ART45201	40' Plug Door Box Car Nh	104.00	ART50029p	53' Evans Box Car PRR Cushion	110.00
ART45202	40' Plug Door Box Car Fge	104.00	ART50030p	53' Evans Box Car Sp Hydro	110.00
ART45203	40' Plug Door Box Car Dt&C	104.00	ART60001	Seated Train Engineer	10.00
ART45205	40' Plug Door Box Car CNj	104.00	ART60002	Train Conductor	10.00
ART45207	40' Plug Door Box Car ATSF	104.00	ART60003	Train Brakeman	10.00
ART45208	40' Plug Door Box Car PRR	104.00	ART60004	Man in Suit	10.00
ART45298a	40' Plug Dr Box Car Club75 Red	50.00	ART60005	Woman With Hat	10.00
ART45298b	40' Plug Dr Box Car Club75 Blu	50.00	ART60006	Man with Satchel	10.00
ART45298c	40' Plug Dr Box Car Club75 Grn	50.00	ART60007	Man In Shirt	10.00
ART45298d	40' Plug Dr Box Car Club75 Sil	50.00	ART60008	Porter in White Jacket	10.00
ART46000	Box Car(Steel)Ptd w/Data	104.00	ART60009	Dining Car Waiter	10.00
ART46003	Box Car(Steel)ATSF/Santa Fe	104.00	ART60010	Soldier w/Duffle Bag	14.00
ART46004	Box Car(Steel)PRR/Penna	104.00	ART60011	Woman Conductor	10.00
ART46008	Box Car(Steel)B&O/Sentinel	104.00	ART60012	Seated Passenger Male w/Stick	14.00
ART46010	Box Car(Steel)Up/Union Pac	104.00	ART60013	Seated Passenger Female	10.00
ART46069	Box Car (Steel)Soo Line	104.00	ART60014	Seated Passenger Child/Male	10.00
ART46071	Box Car (Steel)Chessie Cat	104.00	ART60015	Station Master	10.00
ART46103	Stock Car Up/Union Pacific	104.00	ART60017	Shepherd w/Cape And Dog	10.00
ART46106	Stock Car ATSF/Santa Fe	104.00	ART60018	Conductor with Lantern	10.00
ART46108	Stock Car GN/Great Northern	104.00	ART60019	Seated Man w/Cigar	10.00
ART46111	Stock Car M-K-T/Katy	104.00	ART60020	Seated Child/Girl	10.00
ART46117	Stock Car B&O/Baltimore&Ohio	104.00	ART60025	Seated Santa Engineer	10.00
ART46305t	Flat Car-Stake PRR (2)	123.00	ART60027	Hobo w/Pole and Bag	14.00
ART46308t	Flat Car-Stake B&O (2)	123.00	ART60028	Hobo Seated on Tree Stump	14.00
ART46309t	Flat Car-Stake D&RGW (2)	123.00	ART60029	Hobo-Fat King of the Road	14.00
ART46313t	Flat Car-Stake UP (2)	123.00	ART60030	USA Fireman	10.00
ART46320t	Flat Car-Stake ATSF (2)	123.00	ART60031	Policeman	10.00
ART46362	Searchlight Up/Union Pacific	156.00	ART60032	State Trooper	10.00
ART46701	Snow Plow-D&RGW	193.00	ART60034	Texas Ranger	10.00
ART46702	Snow Plow-C & S	193.00	ART60035	Farmer in Coveralls	10.00
ART46703	Snow Plow-CNw	193.00	ART60036	Lumberjack	10.00
ART46706	Snow Plow-PRR	193.00	ART60037	West Point Cadet-Male	10.00
ART46707	Snow Plow-NYC	193.00	ART60039	Us Army Marine-Male	10.00
ART46709	Snow Plow-CN	193.00	ART60040	Us Army Soldier-Female	10.00
ART46950	Track Cleaning Car-Aristo	97.00	ART60041	Us Navy Sailor-Male	10.00
ART46951	Track Cleaning Car-PRR	97.00	ART60042	Woman with Baby	10.00
ART46952	Track Cleaning Car-B&O	97.00	ART60043	Bride	10.00
ART46953	Track Cleaning Car-Up	97.00	ART60044	Groom	10.00
ART46954	Track Cleaning Car-ATSF	97.00	ART60045	Clown #1	10.00
ART46955	Track Cleaning Car-Sr	97.00	ART60046	Clown #2	10.00
ART50001p	53' Evans Box Car Purina	110.00	ART60047	Clown #3	14.00
ART50003p	53' Evans Box Cars CSX	110.00	ART60048	Clown #4	14.00
ART50015p	53' Evans Box Car-Railbox	110.00	ART60049	Clown #5	14.00
ART50017p	53' Evans Box Car Golden West	110.00	ART60050	Ice Skater-Male	14.00
ART50023p	53' Evans Box Car Weyerhouser	110.00	ART60051	Ice Skater-Female	14.00
ART50024p	53' Evans Box Car GTW	110.00	ART60052	Ice Skater Man w/Scarf	14.00
ART50028p	53' Evans Box Car Bnsf Circle	110.00	ART60054	Ice Skater-Female w/Scarf	14.00



On-Hand List • May 1, 2011 (page 6 of 7)

Item	Description	List (\$US)
ART60055	Ice Skater–Male Racer	14.00
ART60056	Hobo Catching Goose	10.00
ART60057	Hobo Fat Queen of the Road	13.00
ART60058	Hobo w/Pole Reclining	14.00
ART60059	U.S. Airforce Officer w/Bag	14.00
ART60060	Male Sportsman w/Golf Clubs	14.00
ART60061	Male Sportsman w/Tennis	10.00
ART60062	Female w/Tennis Dress	10.00
ART60063	Female w/Baby	14.00
ART60064	Seated Male Reading	10.00
ART60065	Seated Male Asleep	10.00
ART60066	Seated Female Sewing	10.00
ART60067	Seated Female w/Baby	14.00
ART60068	Track Worker w/Pick	14.00
ART60069	Track Worker w/Sledge Hammer	14.00
ART60070	Worker w/Wheel Barrel	14.00
ART60071	Photographer w/Camera	14.00
ART60073	Cowboy w/Saddle	14.00
ART60075	Man Fishing	14.00
ART60076	Workman w/ Jack Hammer	14.00
ART60077	Workman for Compressor	14.00
ART60077b	Compressor	14.00
ART60078	Man Shoveling	10.00
ART60079	Man Sweeping	10.00
ART60080	Woman Worker w/Wrench	10.00
ART60081	Woman Worker w/Shovel	10.00
ART60082	Figure–Seated–Selma	10.00
ART60083	Figure–Seated–Student	10.00
ART60084	Figure–Seated Eating	10.00
ART60085	Figure–Seated–Young Woman	10.00
ART60086	Figure–Seated Child w/Rr	10.00
ART60087	Figure–Seated–Man In Suit	10.00
ART60088	Figure–Seated w/Binoculars	10.00
ART60089	Figure–Seated–Linda	10.00
ART60090	Figure–Seated–Shirley	10.00
ART60091	Figure–Seated–Terry	10.00
ART60092	Figure–Seated–Maryann w/Hat	10.00
ART60093	Figures– Seated–Mother & Chil	14.00
ART60094	Figure–Seated–Kathryn	10.00
ART60197	Turntable for Figures	28.00
ART60405	Scrap Load for Gondola	25.00
ART62005	Military Travelers Set	53.00
ART62009	Sporting People Set	47.00
ART62010	Public Safety Uniformed Set	47.00
ART62011	Construction Workers Set	47.00
ART7100	Victorian Station Built-Up	185.00
ART7101	Covered Bridge	85.00

Item	Description	List (\$US)
ART7103	Water Tower	173.00
ART7104	Over & Under Trestle Set	54.00
ART7105	Covered Waiting Platform	69.00
ART7107	Victorian Barn	201.00
ART7109	Watch Tower w/Oper.Lt & Smoke	124.00
ART7110	Signal Bridge w/Lights	45.00
ART7114	Transmission Towers (Pair)	55.00
ART7200	The Passenger Depot–Built-Up	97.00
ART7201	The Freight Depot–Built-Up	97.00
ART7202	The Crossing Shanty–Built-Up	62.00
ART7203a	Farm House / White W.Grn Trim	117.00
ART7203c	Farm House–Blue w/White	117.00
ART7203d	Farmhouse–Yellow w/White	117.00
ART7401	Foam Portal	28.00
ART7402	Double Portal	55.00
ART7403	Wings for Foam Portals	104.00
ART7404	Foam Viaduct	90.00
ART7405	Foam Viaduct Piers (2)	55.00
ART84196	Live Steam Butane Filler Val.	30.00
ART84198	Cd Video of Live Steam	9.00
ART84199	Steam Oil 1 Qt.	18.00
ART90010	How Model Trains Are Made DVD	20.00
CRE0001	Grain of Wheat 12V Clear	59.00
CRE0005	Grain of Wheat 4 Asst Colors	59.00
CRE00072	Micro Switch	2.00
CRE00073	Micro Switch w/Lever 10Pcs	16.00
CRE0010	Grain of Rice Bulbs Clear (40)	59.00
CRE0011	Grain of Rice 10Ea. Crga (40)	59.00
CRE29429	Track Magnet (6)	5.00
CRE29431	Reed Switches (2)	8.00
CRE29434	Dallee Dig.Sound Mallet	120.00
CRE29435	Dallee Dig.Sound E–8	120.00
CRE29436	Dallee Dig.Sound RDC	120.00
CRE29442	Dallee Dig.Sound Consolidation	120.00
CRE29444	Dallee Dig.Sound Dash 9	120.00
CRE29445	Dallee Dig.Sound SD-45	120.00
CRE29448	Dallee Dig.Sound Sm. Steamer	120.00
CRE29450	Dallee Dig.Sound Gp–40	120.00
CRE29601	CREST– Smoke Fluid 4 OZ.	6.00
CRE29603	CREST–Lube–Oil 1.125 Oz.	7.00
CRE29606	Conductive Grease 4 Oz.	17.00
CRE29608	TE Output Glass Fuse (5)	5.00
CRE55400	Power Pack 1.8 Amp w/Chip	81.00
CRE55401	Controller	97.00
CRE55452	Track To Pack Connector Heavy	10.00
CRE55465	Elite Dual Volatage Power Supp	206.00
CRE55466	Jewel 5 Amp Regulated Supply	133.00



On-Hand List • May 1, 2011 (page 7 of 7)

Item	Description	List (\$US)
___CRE55467 . .	15 Amp Controller Only	201.00
___CRE55468 . .	Everest Power Supply 15A 24V.	242.00
___CRE55470 . .	D.C. Train Engineer Set	276.00
___CRE55473 . .	DC Train Engineer Tx	152.00
___CRE55474 . .	DC/RC Wireless Access Switch	102.00
___CRE55475 . .	DC/RC 5 Switch Rx	110.00
___CRE55492 . .	Onboard Rx Plus Tx	393.00
___CRE55498 . .	On-Board Cooling Fan	30.00
___CRE55499 . .	Fan for 55471 Above 5 Amps.	30.00
___CRE55610 . .	Li-On Battery 2Amp 21.5V	138.00
___CRE55611 . .	Y Plug for Battery Parallel	9.00
___CRE55612 . .	Battery Box 6 Aa for Rem.Sw.	9.00
___CRE55613 . .	Y Plug for Battery Series	9.00
___CRE55620r . .	Li-On Bat. Charger w/Auto Cut	60.00
___CRE55621 . .	Adaptor Plug for Li-On Bat Chg	5.00
___CRE55622 . .	Plug Adaptor for 55620 for Eur	5.00
___CRE55650 . .	Battery NiMH 12V 28 M.A.	89.00
___CRE55651 . .	Battery NiCad 12V 1500 M.A.	43.00
___CRE55660 . .	Charger for NiCad&Nmh.	40.00
___CRE55663 . .	Battery Chgr. for 55653 Auto	40.00
___CRE57000 . .	Train Engineer 2.4 Ghz	345.00
___CRE57002 . .	Train Eng. 2.4 Ghz Rx	133.00

Item	Description	List (\$US)
___CRE57003 . .	Train Eng 2.4 Ghz Rx (6Pk)	661.00
___CRE57005 . .	Train Eng 2.4 Ghz Base/ Super	230.00
___CRE57005b . .	Train Eng 2.4 Base/Super Rx 6	1150.00
___CRE57072 . .	G Smoke Board 6 Pack	115.00
___CRE57073 . .	Smoke Board	26.00
___CRE57074 . .	RCC Remote Switch Device	133.00
___CRE57074b . .	RCC Remote Switch Device (6)	661.00
___CRE57076 . .	Capacitor Board for G.	29.00
___CRE57078 . .	Non Plug N' Play Board Ac.	35.00
___CRE57079 . .	Bridge Rectifier Board	6.00
___CRE57088 . .	6 Pin Accessory Plug	7.00
___CRE57089 . .	Ext. Button Cord	7.00
___CRE57090 . .	Train Eng. Pwc To Linear	29.00
___CREFA130 . .	Cermag Motors	3.00
___CRERE140 . .	Cermag Motor	3.00
___CRERE260 . .	Cermag Motor	4.00
___CRERE280 . .	Cermag Motor	4.00
___CRERE540 . .	Cermag Motor	18.00
___Floors.	Replacement Floors.	1.00
___Frog.	Replacement Frog for 10' Sw.	1.00
___Frogext.	Frog Extension #6 Metal	2.00