



THE ARISTO-CRAFT "INSIDER"



VOLUME 16 ISSUE 2

MARCH/APRIL 2008

New Rolling Stock Release!

Page 2-3

SELSTS Wrap-Up Report

Page 4

Making Trains Is Rocket Science

Page 7

Build Your Own Flatcars

Page 8

Aristo-Craft Track Sale!
2008 Aristo-Craft Railroad Club
Dealer Listing
In-Stock List & New Arrivals

2008-2009 ARISTO-CRAFT CATALOG IS HERE!

ARISTO-CRAFT TRAINS \$7.00

1/29
SCALE

2008-2009 CATALOG

The 2008-2009 Aristo-Craft Trains Catalog has been printed and is now available through Aristo-Craft or your local retailer.

Clocking in at 112 pages, this catalog features an all-new look from previous years and covers current and new products coming from Aristo-Craft. You'll see items like the GP-40, E-8, and 40' Double Door and Plug Door Boxcars.

There are also features on the Aristo-Craft Factory as well as layout pictures from Marty Cozad, one of the most well-known large-scale model railroaders in the country.

The 2008-2009 Aristo-Craft Trains Catalog retails for \$7.00. If you haven't had a chance, go check it out now!

A LOOK AT TRACK

Choosing the right type of track for your layout can be confusing for a beginner. Do you choose brass or steel or aluminum? Let's take a look at the pros and cons of each.

BRASS & ALUMINUM TRACK

Perfect for the model railroad who uses track pieces and needs great detail and scale.

BRASS TRACK

Constructed: Aristo-Craft brass track has a very high percentage of copper, meaning it will not corrode or oxidize. It is also made from the same material as the original brass track, so it will last for many years. The track is made from a single piece of brass, so there are no joints or gaps. This makes it very easy to lay out and it will stay in place. The track is also made from a single piece of brass, so there are no joints or gaps. This makes it very easy to lay out and it will stay in place.

STEEL TRACK

Constructed: Aristo-Craft steel track has a very high percentage of steel, meaning it will not corrode or oxidize. It is also made from the same material as the original steel track, so it will last for many years. The track is made from a single piece of steel, so there are no joints or gaps. This makes it very easy to lay out and it will stay in place.

ALUMINUM TRACK

Constructed: Aristo-Craft aluminum track has a very high percentage of aluminum, meaning it will not corrode or oxidize. It is also made from the same material as the original aluminum track, so it will last for many years. The track is made from a single piece of aluminum, so there are no joints or gaps. This makes it very easy to lay out and it will stay in place.

COVERED HOPPER

Freight cars

Constructed: Aristo-Craft covered hoppers are made from a single piece of metal, so there are no joints or gaps. This makes it very easy to lay out and it will stay in place. The hoppers are made from a single piece of metal, so there are no joints or gaps. This makes it very easy to lay out and it will stay in place.

1/29 SCALE

BUILDINGS AND STRUCTURES

Buildings and structures have been part of the Aristo-Craft product line since the beginning! Designed in classic American railroad style, these buildings add the "realistic" touch to your layout and bring your railroad to life. Built with sturdy wood and plastic materials, you can use these models indoors or outdoors without a problem.

VICTORIAN TRAIN STATION (ART-7100)

Features: Hand-painted, detailed roof, lighting, realistic detailing. Dimensions: 22 1/2" x 11" x 11" high. 1/2" scale.

COVERED BRIDGE (ART-7101)

Features: Hand-painted, detailed roof, lighting, realistic detailing. Dimensions: 22 1/2" x 11" x 11" high. 1/2" scale.

TRUSS BRIDGE (ART-7102)

Features: Hand-painted, detailed roof, lighting, realistic detailing. Dimensions: 22 1/2" x 11" x 11" high. 1/2" scale.

WATER TOWER (ART-7103)

Features: Hand-painted, detailed roof, lighting, realistic detailing. Dimensions: 22 1/2" x 11" x 11" high. 1/2" scale.

COVERED WAITING PLATFORM (ART-7104)

Features: Hand-painted, detailed roof, lighting, realistic detailing. Dimensions: 22 1/2" x 11" x 11" high. 1/2" scale.

NOW SHIPPING! 40' DOUBLE DOOR AND PLUG DOOR BOXCARS!

Certain roadnames of the new Aristo-Craft ART-45100 40' Double Door Boxcars and ART-45200 40' Plug Door Boxcars are now shipping! More are due to be shipped soon. Have a look at two of Aristo-Craft's latest releases.

**40' DOUBLE DOOR BOXCARS**

• Operating AAR-design knuckle couplers • Detailed freight car trucks w/ springs • Operating door with movable latch • See-through roofwalk • Three-dimensional ladders on ends/sides • Full underframe, including air brake system • Brass grab railings • Simulated wood-grain flooring • Realistic painting and authentic detailing • Length: 17 5/8 in./448 mm • Scale: 1/29



45101 - ATSF



45102 - UNION PACIFIC




45103 - COTTON BELT



45104 - ACL



45105 - NEW YORK CENTRAL



45106 - PRR



45107 - C&NW



45108 - GREAT NORTHERN




40' PLUG DOOR BOXCARS


• Operating AAR-design knuckle couplers • Detailed freight car trucks w/ springs • See-through roof-walk • Three-dimensional ladders on ends/sides • Full underframe, including air brake system • Brass grab railings • Simulated wood-grain flooring • Realistic painting and authentic detailing • Length: 17 5/8 in./448 mm • Scale: 1/29



45201 - NEW HAVEN




45202 - FRUIT GROWERS



45203 - DT&C




45205 - JERSEY CENTRAL



45206 - FRISCO



45207 - ATSF



45208 - PRR

SELSTS WRAP-UP REPORT**by Harry Hartman**

Harry Hartman is the Large Scale Show Manager for the East Coast Large Scale Train Show, Southeast Large Scale Train Show, and Midwest Large Scale Train Show.

Wow! What a weekend! Perry, Georgia was awesome. The first Large Scale Train Show for 2008 for JJ Productions is now in the history book. Kathy and I left Tuesday morning from West Virginia. The weather was 18 degrees and it was snowing. We left around 9:30 a.m. and drove the interstates.

Within 160 miles of our home it had stopped snowing and the roads were clear. During our drive to Perry, we went from 18 degrees to a high of 70 degrees. The doors opened for the vendors and the clubs on Thursday. It was great watching the vendors unload all their goodies and see the clubs build their awesome displays.

Friday morning rolled around and some of the vendors were putting their finishing touches on their booths. The clubs were checking displays for final adjustments. At 8:15 A.M., people started to line up to come in the show. At 9:00 A.M., the doors opened and the people came in. Soon, there were lots of smiling faces going back out the doors to their cars with many purchases. The show cars looked fantastic in person. So, my first purchase was a show t-shirt. Then I purchased my 4 different show cars.

Even though I had to "walk the floors," I had to sneak a listen to several of the great seminars over the two days. I did not get to see much of Lewis's video, but the parts I did see were fantastic. I will be looking forward to the finished product. After seeing what I was able to see of Lewis's video, I was able to understand why he said Aristo-Craft Trains are touched by 1000 hands before they are finished. They are NOT assembled



The SELSTS Exhibit Floor



Lewis Polk speaking at his seminar, "How Aristo-Craft Trains Are Made."

in mass by machines. The video is a must-see! Lewis will be presenting it again at the ECLSTS next month.

I don't know how many people I heard walking away from Yogi's workshop saying, "Now, why didn't I think of that?"

(Continued on page 5)



The ladies of the "Ask The Master Gardeners" booth

(Continued from page 4)

Yogi's booths are always one of the show's favorites.

The "Ask the Master Gardeners" booth was a success. Many people were stopping by asking questions about difficulties they were having with their own garden and the Master Gardeners were answering their questions. They also had some plants for sale at their booth.

The banquet put on by the Georgia Garden Railway society was fantastic. The food was great, and the guest speaker, Marty Cozad, was fantastic. Marty had some great ideas as to how to help the hobby grow. There were 62 door prizes! Kathy and I both won door prizes. Kathy won a boxcar and traded with someone for a newborn hand-made baby bib, blanket, and other clothes for the baby. She had our new granddaughter in mind for the kit. The boxcar for her will come later.

It was great seeing the parents come in with their children and listening to what the kids had to say. I heard "awesome!" and "wow!" a lot as the children led their parents through the hall. There were two sets of twin boys that were 2 – 3 years

old that stole the hearts of everyone that they came in contact with. They were dressed up in their "bib overhauls" and knew the word "train." The whole family had a great time at the show.

There were five different displays at

the SELSTS. Each one of the displays was fantastic. Thanks to the Sundance Central, Georgia Garden Railway Society, Georgia Live Steamers, The KVRwy Space, the Emerald Coast Garden Railway Club, and the Florida Garden Railway Society, Tampa Division for their fantastic displays.

As for next year's show, the 2009 SELSTS is moving! Moving the date of the show, that is, not the location. The facilities are great at the Perry Fairgrounds. With the weather problems in February, it was decided to move the date of the show to May 1st and 2nd. It should be great weather for everyone to attend the show then. We hope you will make plans to attend the show in 2009.

As you read this article, the 2008 ECLSTS will be less than 30 days away. It is shaping up to be another great show. We have some new vendors at the show with some new products. The ECLSTS always has great bargains and many of the manufactures of G Gauge trains and accessories displaying. The list of seminar speakers is coming in. Be sure to look at the Aristo Forum for the

(Continued on page 6)



The SELSTS show locomotive, boxcar, and t-shirt

(Continued from page 5)

ECLSTS for an up-to-date list of times and topics of seminars for the ECLSTS. I know the show car will be one of my first purchases. It is a great-looking boxcar. We have received several comments as to the t-shirt design. If you want one of the shirts, get there early and purchase your shirt as soon as you get inside the door. Oh, yes, how could I forget the great TATE! TATE will be there signing autographs, helping direct the fundraiser for Missing and Exploited Children. There will be some great door prizes for this fundraiser. Marty Cozad has donated a Center Beam custom-built car as first prize. Other prizes are an ECLSTS and SELSTS Box car as a set, one of the show engines, a SELSTS boxcar, a roll of Utah state Quarters from the Philadelphia and Denver Mint, and another roll of Philadelphia mint Utah state quarters. (If you look on the back of the quarter, it has the two railroads meeting for the ceremonial driving of

the Golden Spike. Hey, was this the first large-scale train for outdoors?) So don't forget to bring lots of money to help in this annual fundraiser. It goes to a great cause. Don't forget that one of the booths at the ECLSTS will be the UPS store. So if you don't have enough room in your car/truck to take all your goodies back home, you can have them shipped directly from the show.

The MWLSTS interest is growing every week. We receive a lot of requests for information about the show. Between the SELSTS and the ECLSTS, we are busy sending out registration forms to many of your favorite vendors to see if they would like space at this show. If you have a favorite vendor that you would like to see at any of the Large Scale Train Shows, then ask them if they have received a registration form. If they have, ask them if they have filled it out and sent it in yet. If they have not, encourage them to send it in soon. The more interest we show in the vendors,

the more likely they will be willing to show up at the shows. I will repeat what I have seen posted on two of the forums about the shows. "We can have thousands of people go to the shows but if they do not support the vendors in attendance, the vendors will not be back. These shows are for you. They help you see the product not only in action (on some of the club displays), but also save you money and worry from shipping damage. We hope you will support these shows as much as you can. After all, where else can you go and talk to the owners of some of the major manufactures of garden railway trains and accessories. I don't know about you, but I save all year long waiting for the shows to make my purchases. I always have felt I received the best bargain for the best price at these shows.

Until next issue, see you at the shows!

NEW CRE55467 15-AMP CONTROLLER NOW AVAILABLE!



CRE-55467 15-Amp Controller

Our switching power supplies, the Elite and Everest, are world-class lab-quality power sources with high-quality meters built in. A switching power supply provides a clean signal for your trains that is as efficient as using a large car battery.

Clean power means no signal noise, so R/C and DCC devices work far more efficiently with such power supplies than with traditional linear copper-wound armature power supplies. They run cooler and with no power fluctuations that can change the expected results minute to minute in older type of supplies.

This is a computer chip world now and our switching supplies build up power when needed and lower power when not. Grades are a good example of the fluctuation needs of power supplies and where results vary if the switching type is not needed.

The Elite works at 13.5 amps at 21v and the Everest works at 15 Amps and 24 volts. Both work with the Train Engineer R/C system, but we felt we needed a manual controller for those that do not use or need R/C. Therefore, we developed a companion controller that is both visually compatible and functionally compatible with these state-of-the-art power supplies.

The new controller is built to an industrial-strength level and will operate these supplies 24/7/365 without breathing hard. Not everyone needs this industrial-strength item, but many need it and don't know it.

If you want the very best and can afford it, then this is the way to go for running Aristo-Craft Trains.

MAKING TRAINS IS ROCKET SCIENCE

by Lewis Polk

I have stated numerous times how artistic the garden rail-roader is and how beautiful the layouts are that you all design. Blending

the natural landscape of your layout to the contours of the land and design of the trackage is indeed a work of art.

However, making the trains to run in your environment is as scientific as the work you do on your end is artistic. It requires up to 1,000 people to touch your train in the manufacturing process. Just the management of the production line alone is a scientific endeavor as each person will make that item just for a day or two and then move on to another job. The production line has to be set up in a way that is cost effective and can be duplicated several months from now when the item is re-run.

That is just the end of a long scientific project that requires expensive equipment from day one to make the trains at a level that is acceptable to today's expectations.

- CAD/CAM software and trained engineers to operate them.
- CAD/CAM engineering of the molds in addition to the original engineering designs.
- High-level mold-making machines, including EDM and milling machines.
- Surface Mount Technology (SMT) for the electronics in the loco, which has to be designed by an electronic engineer.



Inside the assembly room

- Lab testing for RoHS, temperature conditions, material hardness, life tests, packaging tests, grade tests and many others.
- Injection machines where the temperature and pressure history are recorded for each run of parts.
- Just-in-time parts deliveries from a Manufacturing Resource Planning software package, where every part, including wire lengths and the tinning process, are included. If you need to make 500 or 5,000, the software spits out the parts orders
- Pad printing on dozens of machines. Each print hit on large scale takes a separate machine and the average is 20 hits. In smaller scales, this can be done on a single machine, but not so for G.
- Spray painting with custom-made masks to allow painting in specific areas only, which has to be washed between each car.
- Subassembly production has to match overall production for things like couplers, power trucks, smoke units and many other parts.
- Engineering for the foam packaging to keep the product safe in

shipment. This requires a mold tool also and an engineer.

All in all, it's a major production effort that has to be managed carefully or glitches will occur. Even parts have to be ordered with only a 2% overage max or the warehouse will fill up with parts that might change before they were ever used.

Many, many people are involved in the production process. There are dozens of engineers, purchasing and accounting staff, translators, sales engineers, Q/C managers as well as hundreds of hardworking line production people. And this is all to make model trains!

I'm exhausted just thinking about it and take great pride in knowing that no shortcuts in cost or quality control are taken to make these precuts. It is an incredibly complex process to make the trains you run on your railroad. Knowing this, you may never look at your train collection in the same way again!



Another Madder Minute

Really Big, Dirt-Cheap Bulkhead/Piggyback Flats

By Marty Cozad and Ron Wenger
Photos by Marty Cozad and Ron Wenger

This is another installment of a series of articles that I started some time back about some of the madder minutes that some of us go through to get what we want in this hobby.

First off I need to apologize to Marty Cozad for taking so long on this article, Marty gave me his input over a year ago, and it has taken me this long to get around to it. I won't go into the reasons as they are no longer valid, but I am sorry that I did not get this out to you sooner.

Normally Marty writes the article and I edit it, but in this case I am going to step in and take Marty's input and add my two cents as

well. Marty sent me text that alludes to a 50' Piggyback Flat, and the samples he sent me were two beautiful 89' Bulkhead Flats and a Center Beam Flat. Marty's photos in the article are primarily of a 50-foot length Piggyback Car. However, as you will see with the photos that I have added, this article will show you the versatility of this basic design and with a little imagination and bits and pieces out of the parts box, you can come up with a whole fleet of different cars. This basic design can be modified to make these cars as long or as short as you want. They really do not fit any given prototype but instead cover a broad spectrum of designs used by different railroads and car

manufacturing companies.

Most of us have admired Marty's work and photos for years, and to say that I am envious would be putting it mildly. I have watched this mild-mannered, even-tempered, highly skilled craftsman develop, and with a lot of encouragement from myself and a whole gaggle of others, Marty has come into the Large Scale arena as a Large Scale advocate, super modeler and spokesman.

Now, we will get on with the article. The first issue here is to get rid of the misconception that these cars are kit-bashed. Really, they are freelance scratch-built using Aristo-Craft parts. Marty sent me

three cars last winter; two were bulkhead flats and one was a center beam flat. They have been admired by the crew around here and we have discussed making the Bulkhead Flats as a group project. With Marty's method of making templates, that could well be done by a group of individuals working together or separately and then coming together and doing the final assembly.

These flats as shown in the first part of the article scale out to 50' and according to Marty; these cannot get any simpler to build.

Marty's list of tools and materials consist of the following:


- A 1/29 scale ruler (optional but helpful)
- Hobby knives
- Box cutter
- Evergreen Styrene 8 x 24 inch X .125 (1/8 inch)
- G Scale Styrene Diamond Plate
- Scrap 1/4 plywood
- 1/4-inch icemaker or Evergreen tubing for bolster
- Aristo-Craft modern ball bearing trucks, with couplers
- 3M plastic and emblem cement

Step One: In step one, Marty shows us the sizes and parts needed to build one of these flat cars. The variations that can be made from this basic platform are innumerable. This only adds to the appeal of these cars. I would make one complete set of these and use them as templates


to mass-produce any number of these cars that you desire.

Step Two: In step two Marty shows us the first step in assembling these cars by using a scrap of 1/4-inch plywood under the car

(Continued on page 10)



Step 1 - Examples of templates



Step 2 - Note the car bottom clamped to the table


(Continued from page 9)

bottom and clamping it to the table. This can also be used to support the floor so that you can glue the sides on. In this step, Marty uses 3M plastic and emblem cement. This seems to work well. In the process of shipping me two Bulkhead cars and one Center Beam, the Center Beam car was literally destroyed by UPS. I used Super Glue gel to repair it. That seemed to work rather well. Marty swears by the 3M glue.

One of the items that I would add is Diamond plate Styrene, which is available in this area in G scale sizes, its not 1:29, but is close enough in scale that it works well for this. I would paint and add this as a second layer to the styrene floor for added strength and added detail, after the basic body of the floor and car are constructed and painted, but before adding the hitch. As Marty built these, they would have a plain steel floor. Marty designed and built the hitches for his piggyback cars based on the many different hitches in use by the different railroads. These hitches, while not exactly like the ones in use, are made from four pieces of styrene and glued together. These



Piggyback Hitch



Step 3 - Assemblage

make a more than adequate hitch, and its held in place with a small screw.

Step Three: In this step, clamp the bottom onto the table with the ¼ inch plywood under it to act as a spacer and to hold it flat while working. Next, glue the two sides into an I-beam shape. While these are drying, you can build the center main beam and glue it into place on the bottom of the floor. Once this is completed, you can start building the bolsters at each end of the car. When this is done and dry, you can glue the two sides into place and let the whole car dry overnight. If you're going to use the diamond plate flooring, then you can get that cut and ready to go into place along with the hitch and the strips used to center the trailer on the car.

Step Four: I think that Marty and I both would recommend that before you put the centering strips for the trailer in place that you finish the bolsters and temporarily install the trucks. Place the car on a section of track and set the hitch on the car about 2 ¼ inches from the end and set the trailer on the hitch check to make sure that the



Step 4 - Truck Installation

trailer is centered and that the car does not lean excessively to one side or the other mark the floor inside the tires, this is where the strips will go that center the trailer on the car. Now you can glue those into place. If you're going to use the diamond plate styrene, it should be in place on the floor when you do this. It can be glued in place after painting if it is to be a different color. Once the strips are glued in place on the car, this would be a good time to paint the car. You can remove the trucks and paint the car. Before doing that, you can add any detail parts you want to the under side of the car. Small stiff wire can be used to duplicate brake rods, and small sections of tubing sealed with glue placed on the wire can simulate brake cylinders. Grab irons can be Aristo-Craft parts or bent from brass or steel wire.

As this is a freelance project, you can use your imagination for whatever parts that you add, but most of us will turn over a manufactured car and check out the details.

For Bulkhead Flats: To make these cars a bulkhead flat, you

(Continued on page 11)

*Piggyback Flat Car**(Continued from page 10)*

would want to put the floor on top of the sides, as Marty did in the samples that he sent me. A step that Marty did not show in his photos is that the floor is scribed off in scale 6" wide floorboards and he then used a saw blade to scribe a wood grain into the floor. This makes a very realistic floor, you could also use the Styrene Diamond plate on these, but wood is usually the flooring of choice for these cars. Marty's samples scale out to 89 feet, but once you build a bulkhead, you can place it on any length of car that you want to build. With a little more imagination, you can see these hauling long lengths of rail or anything else that is oversized. With the addition of some sides, you could have a gondola of just about any length that you need.

The final cars shown here are a bulkhead flat, and a center beam flat but I don't have any photos that show the parts needed for the bulkhead, or the center beam. But with a little trial and error, I think you will find that you can quickly come up with a bulkhead, I have asked Marty to explore the possibility of making a cutter to cut the


ovals in the center beam by using a drill press as a punch. This would allow for mass production of these on a grand scale.

can also body mount KD couplers and close in the ends to make a more realistic looking job.

Good luck with these.

Ron

As you can see in some of the photos that I added of the 89-foot cars as compared to a 53-foot car these are big, real big. Marty has used HO decals on some of these because they are easy to get, and the right size when used this way and less expensive. You

*53' Bulkhead Flat Car**89' Bulkhead Flat Car**Center Beam Flat Car*

HAPPY BIRTHDAY, LEWIS!

Birthday wishes from Sebastian, Lewis Polk's 7-month-old grandson. Aristo-Craft's fearless leader Lewis turned 69 this past February 25th!

WHO ARE THESE PEOPLE?

See if you can name these people spotted at the recent SELSTS show in Perry, Georgia. Answers are at the bottom of the page. (Photos by Michael J.)




Photo 1



Photo 3



Photo 4



Photo 2

Answers: Photo 1 - Scott Polk, Aristo-Craft; Photo 2 - Jon DeKeles, LSOL.com; Photo 3 - Priya Shievdal, Aristo-Craft; Photo 4 - Lewis Polk, Aristo-Craft



The 2008 Aristo-Craft Railroad Club



Continue Your Limited Edition Collection of Aristo-Craft Trains
With The 2008 Club RS-3 and 2-Bay Hoppers in GM&O and Interstate Roadnames!



MEMBERSHIP INCLUDES...

- COLLECTOR EDITIONS OF ARISTO-CRAFT TRAINS AVAILABLE FOR EXCLUSIVE MEMBERSHIP PRICES AT OUR ONLINE STORE www.aristocraft.com.

- A SPECIAL MEMBERSHIP CERTIFICATE AND CARD WITH A SPECIFIC NUMBER ASSIGNED ONLY TO YOU.

- A YEAR'S SUBSCRIPTION TO THE "INSIDER" E-MAIL (INTERNET) NEWSLETTER, CONTAINING INFO ON ARISTO-CRAFT TRAINS AND ADVANCE INFORMATION ON NEW ARRIVALS AND IN STOCK ITEMS.

- NEW CATALOGS, PRICE LISTS, AND FLYERS AS AVAILABLE.

- PROMOTIONAL OFFERINGS AS AVAILABLE.

TERMS

ARISTO-CRAFT RAILROAD CLUB MEMBERSHIP DOES NOT ALLOW YOU TO PURCHASE ANY ARISTO-CRAFT TRAINS PRODUCT LINE DIRECT OR FROM ANY AUTHORIZED ARISTO-CRAFT TRAINS' WHOLESALERS.

ARISTO-CRAFT RAILROAD CLUB MEMBERSHIP IS FOR CALENDAR YEAR 2008 AND EXPIRES 12/31/2008 REGARDLESS OF YOUR SIGN UP DATE OR RENEWAL. MEMBERSHIP DUES ARE SUBJECT TO CHANGE FOR FUTURE ENROLLMENT YEAR. YOUR NUMBER IS ASSIGNED PERMANENTLY WITH THE YEAR APPENDED TO THE NUMBER WITH RENEWAL.

MEMBERSHIPS ARE NON-VOTING.

PLEASE ALLOW 6-8 WEEKS FOR PROCESSING OF MEMBERSHIP.

2008 Club Models expected mid-year 2008

Join the Aristo-Craft Railroad Club today and start enjoying the benefits of membership!

With your \$25.00 2008 Aristo-Craft Railroad Club membership, you can order specially priced models directly from Aristo-Craft. This year, we are offering both the RS-3 and new 2-Bay Hopper in GM&O and Interstate Roadnames. The RS-3s will come in two different road numbers each, while the 2-Bay Hopper will come in six different road numbers and a free coal load for each car!

Photocopies of this page are acceptable

**CHARGE CARD ORDERS ONLY, ACTUAL SHIPPING COSTS WILL BE ADDED TO TOTAL PRICE.
N.J. RESIDENTS, PLEASE ADD 7% SALES TAX.**

ARISTO-CRAFT RAILROAD CLUB 2008 APPLICATION FORM (PLEASE PRINT)

NAME _____

PH# (____) _____ E-Mail _____

ADDRESS _____

CITY/STATE/ZIP _____

CREDIT CARD # _____ EXP. _____

PLEASE CHECK ONE: ☐ NEW MEMBERSHIP
☐ RENEWAL

FOR CURRENT CLUB MEMBERS ONLY: Membership # _____
Change of Address? Yes ☐ No ☐

MAIL TO: ARISTO-CRAFT 2008 RR CLUB
POLK'S MODEL CRAFT HOBBIES
698 S. 21st Street, Irvington, NJ 07111-4109

CHOOSE YOUR CLUB MODELS HERE!

Or order via www.aristocrafttrainstore.com

- ☐ 1. 2008 ARISTO-CRAFT RAILROAD CLUB MEMBERSHIP \$25 (U.S. & Foreign)
- ☐ GM&O RS-3 Diesel Loco
2 road numbers available
\$150 each plus shipping
Both numbers for \$250 plus shipping
- ☐ Interstate RS-3 Diesel Loco
2 road numbers available
\$150 each plus shipping
Both numbers for \$250 plus shipping
- ☐ GM&O 2-Bay Hoppers
6 road numbers available
Coal load included
\$40 each plus shipping
All six for \$200 plus shipping
- ☐ Interstate 2-Bay Hoppers
6 road numbers available
Coal load included
\$40 each plus shipping
All six for \$200 plus shipping
- ☐ Metal Wheels for Hopper
\$20 per set plus shipping

(Charge card orders only. Actual shipping costs will be added to total price.)

_____ TOTAL

MARCH/APRIL CONSUMER SALE

(Offer Valid in North America Only)

BUY FOUR FREIGHT CARS, GET THE FIFTH FREIGHT CAR FREE!



Turn four cars into five with our March/April 2008 freight car sale. Purchase four cars of the same model (i.e. four Stock Cars, four Single-Dome Tank Cars), and get an additional fifth car of the same type free (plus S&H)!

(Shipping & Handling for fifth car = \$10.00 U.S., \$20.00 Canada)

- Customer must purchase and receive current production Aristo-Craft freight cars from dealer(s) during period of sale. Purchases from online auction web sites are not acceptable.
- ART46300T series Flat Car 2 Packs and ART46400T series Bulkhead Flat Car 2 Packs are both considered 2 cars for purposes of this sale.
- Aristo-Craft reserves the right to exclude any freight car, including discontinued road names that Aristo-Craft does not consider as current production.
- This sale includes the above current production freight cars listed in the 2008 Aristo-Craft Catalog, 2008 Aristo-Craft Price List, and Aristo-Craft On-Line Catalog at aristocraft.com.
- ECLSTS, SELSTS, and MWLSTS Show Cars are not applicable for this sale.

INSTRUCTIONS: MAIL ARISTO-CRAFT YOUR ORIGINAL ITEMIZED AND DATED RECEIPT, A NOTE WITH YOUR RETURN ADDRESS (NO PO BOXES) SPECIFYING WHICH ITEMS PURCHASED AND SHIPPING AND HANDLING FEE BY MAY 15, 2008 TO RECEIVE YOUR FREE PRODUCT(S). **PURCHASE MUST BE MADE BETWEEN MARCH 1 AND APRIL 30, 2008.** SALE CANNOT BE COMBINED WITH ANY OTHER SALE OR PROMOTION. SEE ABOVE AND SALES RULES & REQUIREMENTS #11 & #12 FOR SHIPPING & HANDLING DETAILS.

Please address your sales request along with your receipt to:
ARISTO-CRAFT TRAINS/POLK'S SPECIAL SALES
 698 S. 21ST STREET, IRVINGTON, NJ 07111-4109

SALES RULES & REQUIREMENTS (modified 11-29-05) READ BEFORE ORDERING!!!

1. The ORIGINAL receipt is required to be sent to Aristo-Craft for approval of sales request. Computer generated copies and photocopies of receipts are strictly prohibited. Copies of receipts will be returned to the person who sent in the sales request without it being processed. Aristo-Craft will send the free offer directly to the customer and the sales dealer is not responsible for this transaction.
 2. The receipt must be ITEMIZED, clearly showing the following..
 - Which Aristo-Craft items were purchased (each item must be individually listed on the receipt)
 - The price in which each Aristo-Craft item was purchased at
 - The date when the Aristo-Craft items were purchased
 - The name, address, and telephone of the hobby store from where the item was purchased
 - The name, address, and telephone of the person buying the Aristo-Craft products.
 - An invoice number (extremely preferable, but not mandatory)
- Cash register receipts are **NOT** acceptable for this sales program and will be returned to the person who sent in the sales request without it being processed. We recommend that, if you receive a cash register receipt from your place of purchase, you ask for an itemized receipt instead.
3. Sales requests are not backordered. Sale items are selected from products that are in stock in the Aristo-Craft warehouse during the period of the sale. We reserve the right to send you a product of comparable price and quality of our choice if sales items are out of stock. Customer selections of specific roadnames are subject to availability.
 4. Purchases must be made during the time period designated in the sales sheet. Your sales request must be received by us in the same time period. There are no exceptions. All sales requests that do not meet this criteria will be returned to the person who sent it in.
 5. Sales are only for items designated in the Aristo-Craft sales sheet and do not pertain to any other Aristo-Craft items that are not mentioned. Sales requests that do not meet this criteria will not be processed. If there are any questions of interpretation of what is on sale for the current month, please contact Aristo-Craft. Aristo-Craft is **NOT** responsible for any sales advertised by dealers and/or retailers.
 6. The Aristo-Craft items you purchase from your dealer must be in stock. They cannot be backordered. You must take delivery on the purchased items from your dealer during the period of the sale. Sales requests that do not meet this criteria will be returned to the person who sent it in.
 - 7a. Purchased items must be new. "first-use" items. Used, secondhand, and/or auctioned (including internet auction) items are not acceptable for this sale.
 - 7b. Items that are "cross-sold" (i.e., from consumer to consumer, or from dealer to dealer) are not acceptable for this sale. Consumer sales must be "dealer to consumer" only. Dealer sales must be "distributor to dealer" only.
 8. Please allow 4-8 weeks for processing.
 9. Original receipts returned upon request.
 10. Aristo-Craft reserves the right to make the final decision as to whether a submitted receipt is valid for the Aristo-Craft Sales Program.
 11. Each free item requires payment for Shipping & Handling. (If Shipping & Handling Fee is **NOT** Specified elsewhere on sales sheet) Most items are \$10.00 each. Heavy and large items are \$20.00. Oversized or heavy items may require additional fee. Small items are \$2.00 each up to five, and \$10.00 for orders of five or more. See sales list for specific prices. Please include a charge card number, check or money order.
 12. When Sale is NOT restricted to Continental US: Canadian and Foreign orders must be on a charge card, International Money Order or check drawn on an American bank. NOT just on American Funds. Foreign shipments are three times (3x) the shipping and handling fee specified for domestic shipping listed elsewhere on sale sheet. Otherwise: Foreign shipments are \$30.00 for most items. Heavy and large items are \$45.00. Small items are \$6.00 each up to five, and \$45.00 for orders of five or more. There may be additional fees. Shipment is via surface or sea post. We will charge the actual amount on air shipments according to your instructions.



A.A.R. Dealer Directory

(Association of Aristo-Craft Retailers) - Stores Organized by State



ARIZONA

Arizona Train Depot, Mesa, 480-833-9486
The Hobby Place at Ace, Tucson 520-747-9473

CALIFORNIA

B & F Hobbies, Bakersfield, 661-322-7955
Big Y Yardage, Montclair, 909-624-8201
Central Coast Trains, Atascadero, 805-466-1391
D & J Hobby, Campbell, 408-379-1696
Discount Trains Online, Riverside, 877-529-2834
Doll House & Crafts, Novato, 415-883-0388
Garden Railroad Supply, Martinez 925-228-8614
Gibson's, Fountain Valley, 714-641-6611
Glenview Supply, El Cajon, 619-443-1017
Gold Coast Station, Ventura, 805-339-0379
J. Gordon Specialties, Temecula, 951-693-2599
Just Trains Concord, 925-685-6566
Loco-Boose, Redwood City, 650-368-1254
The Loose Caboose, Napa, 707-258-1222
Marty's Hobby, Thousand Oaks, 805-497-3664
Narrow Gauge Junc., La Habra, 562-694-0598
R/C Country Hobbies, Sacramento, 916-731-5868
Roy's Trains & Things, Clovis, 559-325-0102
San Antonio Hobby, Mountain View, 650-941-1278
San-Val Trains, Van Nuys, 800-423-3281
Square Roundhouse, Turlock, 209-668-4454
Talbot's Toyland, San Mateo, 650-342-0126
Tom's Trains, Fresno, 559-266-3192
The Train Stop, San Dimas, 909-599-2602
Upland Trains, Upland 909-985-1246

COLORADO

Caboose Hobbies, Denver, 303-777-6766
Don's Hobbies, Greeley, 970-353-3115
Mizell Trains Inc., Westminster, 303-429-2811
RGSRH Hobbies, Ridgway, 970-708-2100

CONNECTICUT

Amato's Toy & Hobby, New Britain 860-229-9069
TimeMachine (N.E. Hobby), Manchester, 860-646-0610
War & Pieces, W. Hartford, 860-232-0608

DELAWARE

Just Trains, Newark, 302-266-8063
L.H. Webb, Frederica, 302-335-5841

FLORIDA

Alfa Trains, Lakeland, 863-687-9152
Budget Train Store, Jacksonville, 904-772-0929
D & B Railways, Delray Beach, 561-495-0244
Doug's Model Trains & Hobbies, Dunedin 727-733-8222
Family Hobby Ctr., Naples, 239-261-8545
Frank's Trains, Oldsmar, 813-855-1041
H & R Trains, Pinellas Park, 727-526-4682
Happy Tunes Music & Hobbies Lutz, 813-948-1419
John's Hobbies Summerfield 352-347-7201
Trains by Johnson, Pensacola, 850-478-8584
Trolley & Train Museum, Orlando, 407-363-9002

GEORGIA

Model Railroad Shop Atlanta 770-432-7300
Nordik Trains, Kennesaw, 770-928-2487
Southeastern Train, Augusta, 706-796-0052
TrainMaster, Duluth, 770-622-1611

IDAHO

C & C Railroads, Coure D'Alene, 208-664-4895
Garden Valley R.R. Sup., Pocatello, 208-238-9633

ILLINOIS

Ace Hardware Aurora, 630-897-9227
Bartlett Depot, Bartlett, 630-837-3376
D&N Hobbies, Effingham, 217-536-6400
Denny's Trains, Oswego, 630-554-6964
First Hobby, Decatur, 866-240-0252
L & B Hobby Palos Hills, 708-599-6250
The Pizza Express, Carterville, 618-985-6262
RLD Hobbies, Albion, 877-753-4629

ILLINOIS (continued)

Rail Hobby Trains, Rockford, 815-484-9388
St. Aubins Nursery, Woodstock, 815-334-0400
Thunder Road Hobbies, Moline, 309-762-5295
Trains of Yesterday, Morton Grove, 847-470-9500

INDIANA

Iron Horse Logos, Hartford City, 765-289-2418
Maple City Hobbies, Goshen 866-99-HOBBY
Phil's Hobby Shop, Fort Wayne, 260-426-5056
Samuelson's Train Shop Valparaiso, 219-462-2708
The Train Yard, Indianapolis, 317-890-9774
Watt's Trains, Zionsville, 800-542-7652

IOWA

Hobby Haven, Urbandale 515-276-8785
Kidman Tree Farm, Polk City, 515-984-6946
MidAmerica Hobbies, North Liberty, 319-665-9655

KANSAS

Engine House, Wichita, 316-685-6608

LOUISIANA

America's Train Yard, Baton Rouge, 225-926-5592

MAINE

E. Boothbay Ctrl Supply, East Boothbay, 207-633-7703
Highrailer, Waterville 207-873-1120
Powder & patch buxton 207-929-4704

MARYLAND

G Scale Train Station, Waldorf 866-374-9340
Glyndon Gardens, Reistertown, 410-833-2791
M.B. Klein, Baltimore, 410-539-6207
The Moose Caboose, Sykesville, 410-795-4610
Smithsburg General Store, Smithsburg, 301-824-6330
Star Hobby, Annapolis, 410-349-4290
Train Depot, Mount Airy 301-607-8155
Train Room, Hagerstown, 301-745-6681

MASSACHUSETTS

Big-G-Trains Ayer, 978-772-9449
Centerline Hobbies, Hyannis, 800-675-1244
Charles Ro Hobbies, Malden, 800-225-4424
Country Train Swansea, 508-669-5547
Duxbury Green, Duxbury, 781-585-2164
Hobbytown Stores, Hanover, 781-826-5279
Hobbytown Stores, Quincy, 617-472-3887
Pioneer Valley Hobbies Springfield, 413-732-5531
Rpm Hobbies Abington, 617-786-7574

MICHIGAN

Brassuer Electric, Saginaw, 989-793-4753
C&T Hobbies, Cheboygan, 231-627-3603
G & G Trains Leslie, 517-589-5977
Great Lakes Hobby, Shelby Twnshp, 586-323-1300
The Hobby Hub, Lansing, 517-351-5843
Hobby World, Grand Rapids, 616-538-6130
J & W Model, Coloma, 269-468-5586
Jackie's Trains, Erie, 734-848-2068
Junction Valley RR, Bridgeport, 989-777-3480
Merri-Seven Trains, Livonia, 248-477-0550
RC Hobbies, Waterford 248-681-1441

MISSISSIPPI

HobbyTown USA Jackson, 601-957-9900

MISSOURI

Battlefield Station, Springfield, 417-887-5592
John's Train Supply, St. Louis, 314-993-2444
Garden Railway Supply, Springfield, 417-866-0505
Mark Twain Hobby Center, St. Charles, 636-946-2816
Show Me Model RR, Grandview, 816-966-1534

NEBRASKA

House of Trains, Omaha, 402-934-7245
The Train Cellar, Lincoln, 402-464-4925

NEVADA

Reno Rails Reno, 775-337-6669
St. Aubins No. Las Vegas, 702-644-4799

NEW HAMPSHIRE

Hartmann Model Railroad, Intervale, 603 356-9922
Mountain Trains, Manchester, 603-622-8982

NEW JERSEY

Allied Hobbies, Burlington, 609-386-5044
Big Little RR Shop, Somerville, 908-685-8892
Bill Bitter Flowers & Plants, Wall 732-681-3681
Dougherty's Whistle Stop, Summit, 908-277-4442
Hi-Way HobbyHouse, Ramsey, 201-327-0075
Hobbymasters, Inc, Red Bank, 877-674-6229
HOGTRAINZ, Manalapan, www.HOGTRAINZ.COM
The Model Railroad Shop, Piscataway 732-968-5696
Ridgefield Hobby, Ridgefield, 201-943-2636
Standard Hobby, Mahwah, 800-223-1355
Tony's Train Town, Cedar Grove, 973-857-2337
Track "33" Inc., Westville, 856-423-2723
Watermelon Bar & Garden, Atl.Hghlnds 732-291-0613
Zeppelin Hobbies, Riverdale, 973-831-7717

NEW MEXICO

Wig-Wag, LLC, Albuquerque, 888 293-0736

NEW YORK

Aurora Hobbies, E. Aurora, 716-652-5718
Dee's Tiques & Train Shop, Delhi 607-746-6900
Hobbytime, Plainview, 516-933-3818
Hobbytown U.S.A., Islandia, 516-342-1518
Lantz Train Shop, Horsehead, 607-795-5038
Niagara Hobbies, Buffalo, 716-681-6060
Pine Valley, Syracuse, 315-470-0157
Prince Hobby, Forest Hills, 718-520-9016
Roberts Lines, Walworth, 315-986-1365
Ridge Road Station, Holley, 877-447-2253
Trainland, Lynbrook, 800-221-0846
Trainworld, Brooklyn, 800-541-7010
Westchester Hob., White Plains, 914-421-1262

NORTH CAROLINA

Covered Wagon, McLeansville, 336-697-0255
Little Choo Choo, Spencer, 704-637-8717
Raiffan Specialties, Wilmington, 910-686-2820
Tom's Train Station, Raleigh, 919-388-7246
Train Buddy Products, Wake Forest 919-562-4378

OHIO

Cross Creek Eng., Spencer, 800-664-3226
Crouse Mill True Value, N. Lima, 330-549-2143
Davis Trains, Milford, 513-831-6425
Depot Trains, Cleveland, 216-252-8880
Forgotten Thyme Gardens, Medina, 330-723-1948
G Scale Junction, Newark, 800-311-9448
The Hobby Shop, Dayton, 937-436-6161
Phil's Hobby Shop, Defiance, 419-782-8020
Sandy's Hobby's, Elyria, 440-365-9999
Smithville Model Train, Smithville, 330-669-8589
Smokestack Hobbies, Hamilton, 513-779-1161
Train Car Ltd. Newark, 740-745-2798
Velk's Flowers, Multiple Locations, 800-952-0284

OKLAHOMA

Last Train Stop, Owasso, 918-277-2990
Woodward's Hobbies Oklahoma City, 405-751-4994

OREGON

Eugene Toy, Eugene, 503-344-2117
Larry's Lighting Repair, Portland, 503-238-1714
Scheffel's Toys, Jacksonville, 503-899-7421
Tammies Hobbies, Beaverton, 503-644-4535
Train Mountain, Chiloquin, 541-783-3030



A.A.R. Dealer Directory

(Association of Aristo-Craft Retailers) - Stores Organized by State



PENNSYLVANIA

A.B. Charles & Son, Pittsburgh, 412-561-1615
 Allied Hobbies:
 Exton, 610-363-6988
 Philadelphia, 215-677-1123
 Choo Choo Train, Hudson, 570-824-3471
 CoolTrains Hobbies, Salunga, 717-898-7119
 Derr's REA, Williamsport, 570-323-5714
 Dreamboat Hobbies, Warren, 814 723 8052
 Englers Train Depot, Allentown, 610-791-9512
 Fischel's Hobby Center, Dubois, 814-371-1482
 Fleetwood Building Block, Fleetwood, 610-944-8385
 Frey's Evergreen, Willow Street, 717-786-3974
 Iron Horse Hobby House, Reading, 610-373-6927
 J&B Hobbies, Mechanicsburg, 717-766-0709
 Landscape Materials, New Tripoli 610-767-9507
 Loco Louie's, Milmont, 610-583-7711
 Long Lane Acres, Ottsville, 610-847-2586
 Nicholas Smith, Broomall, 800-848-9119
 The Train Shoppe, Wilkes-Barre 570-824-7688
 Trains & Lanes Hobbies, Easton, 610-253-8850
 Victoria's Treasures Womelsdorf, 610-589-9000
 Village Toy Shoppe, Lahaska, 215-794-7031
 Warrior Run Loco, Nanticoke, 570-735-5570
 Wood Wicker & Wax, Levittown, 215-945-5522

RHODE ISLAND

Grandpa's Trains Warwick 401-463-7803

SOUTH CAROLINA

The Great Escape, Greenville, 803-235-8320
 New Brookland RR, W. Columbia, 803-791-3958

TENNESSEE

Jack's Trains, Johnson City, 423-282-9108
 Model & Hobby World, Elizabethton, 423-543-5304
 Sloans Fine Art & Hobby, Dickson, 615-446-1055
 Smoky Mountain Model Trains Sevierville 865-428-8595
 Southbound Trains, Franklin, 888-844-4403

TEXAS

B & H Hobbies, Corpus Christi, 512-985-8383
 The Collectible Caboose, Cedar Park 512-259-9494
 Midlothian Hobbies, Midlothian 972-723-0171
 Mike's Hobby Shop, Porter, 281-577-8250
 Model Train Crossing, Hurst, 817-595-0800
 Papa Ben's Train Place, Houston, 713-523-5600
 Rent-A-Dad, McAllen, 210-631-8741

UTAH

Almosta Junction, Clearfield, 801-776-1656
 Earl's Hobby Hangar, Logan, 435-752-4401
 M.R.S. Hobby Shop, Sandy, 801-572-6082

VIRGINIA

Deltaville Depot, Deltaville, 804-776-7250
 Locust Grove Trains, Locust Grove 540-854-8955
 The Nutbush Express, Woodstock, 540-459-5136
 Quisenberry Station, Alexandria, 703-799-9643
 RicksHobbyShop.com, Roanoke 540-362-7033
 Train Depot, Manassas, 703-335-2216
 Trains ETC., Lorton, 703-550-1779
 TSG Hobbies, Warrenton, 540-347-9212

WASHINGTON

Big Trains America, Spokane, 509-484-7098
 The Cobbler's Train Shop, Camas, 360-834-5136
 Clover Leaf, Union Gap, 509-453-8959
 Eastside Trains, Kirkland, 425-828-4098

WISCONSIN

Bob's Hobby Jct., Eau Claire, 715-832-4445
 Candle Freak Gallery & Gifts, Wautoma 920-787-2780
 Engine House Services, Green Bay, 920-490-4839
 Greenfield News & Hobby, Greenfield 414-281-1800
 Hobby Depot America, Hubertus, 262-628-2800
 John's Hobbies, Hartford, 262-673-7454
 The Little Falls Railroad, Sparta, 608-272-3266
 Phil's Hobby & Craft, Wautoma, 920-787-7232
 Sommerfeld's, Butler, 262-783-7797

CANADA

AC Trains, Burlington, Ont. 866-838-3441
 Art Knapp Plantland Surrey, B.C. 604-596-9201
 Canadian Scale Rail, Olds, Alb. 403-556-3771
 Chinook & Hobby West Calgary, Alb. 403-243-1997
 The Credit Valley Streetsville, Ont. 905-826-1306
 George's Trains Toronto, Ont. 416-489-9783
 Hockley Valley RR, Alliston, Ont. 705 435 7024
 Hutch's Trains Burlington, Ont. 905-637-3721
 Maritime Hobbies Halifax, N.S. 902-423-8870
 NVSI- VCR Repair, Kanata, Ont. 613-592-9402
 TLA Custom Models & Hobby Wilton Ont 613-386-7720
 Township Toy Trains, Knowlton, Qub. 450-243-1881
 Trains & Such, Calgary, AB 403-277-7226
 Udisco LTD, Montreal, Qub. 514-481-8107
 Ultimate Trains, Nanton, Alb 877-646-1190
 Winona Garden Railway, Guelph, Ont 519-766-7681

INTERNATIONAL

United Kindom/England

Garden Rwy. Centres, Cheltenham, England 44-1242-519770
 Garden Rwy Spec., Buckinghamshire, England +44 (0)1844 345158
 Glendale Junction, Deeping St James, England 01778 343183
 Hobbybahn Stapeton, England 0044-01455-847379
 Kernow Model Rail Centre, Camborne/Kambronn UK 01209 714099
 Kent Garden Railways, St. Mary Cray, Eng 44 1689 891668
 Martin's Models, Kington, England 44-1544-230777
 OnTracks.co.uk Pontrilas, England +44 (0) 8700 111 131
 Scottish Garden Rwy, Stirling, Scotland 01786-464193
 Spot-On Models & Games, Swindon Wilts, UK 01793 617302
 Totally Trains, Herefordshire, England 44-1989-567577

Germany

All American Trains, Kaarst, Ger 49-2131-769640
 Fertig Modellbahnen, Moerlenbach, Ger 49-6209-4265
 Gartenmodelleisenbahn und Mehr, Eschborn, Ger 49-6173-966230
 Modellbaushop Drexler, Gross-Rohrheim, 49-6245-997852
 Modelleisenbahn Center Schuler, Stuttgart, 49-711-608375
 Sammler-Service Scheyern, Ger 49-8441-22-44
 Semaphore Trains, Weil am Rhein, Ger 49 7621 577317

Europe

Bigtrains&more Ltd, Sissach, Switzerland 61 971 6615

Japan

Train Depot, Tokyo, Japan 813-3718-8916

Australia

Adelaide Garden Railway Supplies, Goodwood,
 South Australia 8 82716875
 Model Merchant, Sydney, Australia 02-9555-9537

Africa

Hobbydoc Capetown S.Africa 27214477528

NEW ARRIVAL LIST**NEW ARRIVALS AS OF 3-5-08**

___CRE55474	R/C WIRELESS RECEIVER	74.00
___ART7103	WATER TOWER B.U.	125.00
___ART7105	COVERED WAITING PLATFORM	50.00
___ART7110	SIGNAL BRIDGE W/LIGHTS	32.00
___ART45100	40' DBL.DOOR BOX CAR UNDEC.	75.00
___ART45103	40' DBL.DOOR BOX CAR COTTON BELT	75.00
___ART45104	40' DBL.DOOR BOX CAR ACL	75.00
___ART45105	40' DBL.DOOR BOX CAR NYC	75.00
___ART45106	40' DBL.DOOR BOX CAR PRR	75.00
___ART45107	40' DBL.DOOR BOX CAR C&NW	75.00
___ART45108	40' DBL.DOOR BOX CAR GN	75.00
___ART45203	40' PLUG DOOR BOX CAR UNDEC	75.00
___CRE55497	TRAILING BATTERY CAR R/C W/O BAT.	303.00

NEW ARRIVALS AS OF 2-15-08

___ART11800	EURO CURVE TRACK BRASS 10' DIAMETER	254.00
___ART30090	U.S. STRAIGHT TRACK BRASS 3'	276.00
___ART11820	EURO CURVE TRACK BRASS 20' DIAMETER	514.00
___ART30122	U.S. CURVE TRACK BRASS 12.5 DIAMETER	320.00
___ART30195	U.S. STRAIGHT TRACK BRASS 5'	*460.00
___ART30115	U.S. CURVE TRACK BRASS 8' DIAMETER	206.00
___ART11070	EURO STRAIGHT TRACK BRASS 3'	276.00
___ART11099	EURO STRAIGHT TRACK BRASS 5'	*460.00
___ART30194	U.S. STRAIGHT TRACK BRASS 5'(6)	*230.00
___ART11100	EURO CURVE TRACK BRASS 4' DIAMETER	92.00
___ART11600	EURO CURVE TRACK BRASS 8' DIAMETER	206.00
___ART11003B	EURO TIES STRAIGHT (48)	61.00
___ART11103B	EURO TIES CURVED (48)	61.00
___ART11911	RAIL TO TIE SCREWS	6.00
___ART11060	EURO STRAIGHT TRACK BRASS 2'	184.00

NEW ARRIVALS AS OF 02-05-08

___ART11031	1 LIGHTED BUMPER W/O TRACK	19.00
___ART11200	SWITCH MANUAL RIGHT	40.00
___ART11205	SWITCH - REMOTE RIGHT	50.00
___ART11210	SWITCH MANUAL LEFT	40.00
___ART11215	SWITCH remote RIGHT	50.00
___ART11297	MANUAL SWITCH MACHINE	19.00
___ART11300	30 DEGREE CROSSING TRACK	40.00
___ART11902	TAP & DRILL SET 2MM	8.00
___ART11906	S.S. TRACK GAUGE WITH BUBBLE	11.00
___ART29197	KNUCKLE COUPLERS - DASH 9	9.00
___ART29205	KNUCKLE COUPLERS - SD-45	9.00
___ART30300	SWITCH MANUAL RIGHT	40.00
___ART30310	SWITCH REMOTE RIGHT	50.00
___ART30330	#6 SWITCH MANUAL RIGHT BRASS	150.00
___ART30335	#6 PARALLEL ADAPTOR	42.00
___ART30340	#6 SWITCH MANUAL LEFT BRASS	150.00
___ART30350	SWITCH MANUAL LEFT USA	40.00
___ART30360	SWITCH REMOTE LEFT USA	50.00
___ART30370	SWITCH WIDE MANUAL RIGHT	65.00
___ART30375	SIDING FOR 10' DIA. SWITCH	20.00
___ART30380	SWITCH WIDE MANUAL LEFT	65.00
___ART30410	CROSSING TRACK 90 DEGREE	40.00
___ART31908	HEAVYWEIGHT SET UNION PACIFIC	966.00
___ART45101	40' DBL. DOOR BOX CAR SANTA FE	71.00
___ART45102	40' DBL. DOOR BOX CAR UNION PACIFIC	71.00
___ART45201	40' PLUG DOOR BOX CAR NEW HAVEN	71.00
___ART45206	40' PLUG DOOR BOX CAR FRISCO	71.00
___ART7109	WATCH TOWER W/SMOKE	82.00
___ART7203A	FARM HOUSE - GREEN	82.00
___ART7203B	FARM HOUSE - TAN	82.00
___ART7203C	FARM HOUSE - BLUE	82.00
___CRE55470	DC TRAIN ENGINEER SET	191.00
___CRE55471	DC/TRAIN ENGINEER TRCK/RX	127.00

ON-HAND LIST AS OF 2/25/08

Item	Description 1	List			
ART11000	12" STRAIGHT TRACK (12PCS)	92.00	ART20380	SS SWITCH WIDE MANUAL LEFT USA	74.00
ART11001	EURO TRACK 1/2 STRAIGHT (12)	48.00	ART20400	SS CROSSING 19.5	60.00
ART11003	TRACK TIES 1' STRAIGHT EURO	1.30	ART20405	SS CROSSING 30 DEGREE	45.00
ART11003B	TRACK TIES 1' STRAIGHT EURO	61.00	ART20410	SS CROSSING 90 DEGREE	45.00
ART11005	FLEX RAIL BRASS 8' (12)	364.00	ART21003C	ROGERS B&O W/CABOOSE	236.00
ART11031	BUMPER W/O TRACK - LIGHTED	9.50	ART21004C	ROGERS ATSF W/CABOOSE	236.00
ART11060	24" STRAIGHT TRACK(12PCS)	184.00	ART21306C	SWITCHER UP W/CABOOSE	203.00
ART11070	36" STRAIGHT TRACK(12PCS)	276.00	ART21309C	SWITCHER ATSF W/CAB	203.00
ART11090	REVERSING SYSTEM W/BUMPER	110.00	ART21327C	SWITCHER D&RGW W/CABOOSE	203.00
ART11091	REVERSING UNIT/SOFTSTART ONLY	56.00	ART21402B	PACIFIC B&O BLUE	630.00
ART11098	60" STRAIGHT TRACK (6)	256.00	ART21411	PACIFIC ATSF/SANTA FE	630.00
ART11099	60" STRAIGHT TRACK(12PCS)	486.00	ART21451	PACIFIC VALLEY FLYER S. STRMLN	630.00
ART11100	CURVE TRACK 4'DIAM(12PCS)	92.00	ART21607	MALLET N & W USRA TEN.	992.00
ART11101	EURO TRACK CURVE 1/2	48.00	ART21608	MALLET B & O - VANDERBILT	992.00
ART11103	EURO TRACK TIES CURVED	1.30	ART21850	LONG VAND. TENDER -UNDEC BLK	173.00
ART11103B	TRACK TIES CURVED - EURO	61.00	ART21875	USRA TENDER - UNDEC	173.00
ART11200	SWITCH-MANUAL RIGHT	40.00	ART21925	SLOPE TENDER CHRISTMAS	87.00
ART11205	SWITCH-REMOTE RIGHT	50.00	ART22003C	FA-1+CABOOSE B&O	287.00
ART11210	SWITCH-MANUAL LEFT	40.00	ART22006C	FA-1+CABOOSE PRR	287.00
ART11215	SWITCH-REMOTE LEFT	50.00	ART22008C	FA-1+CABOOSE D&RGW	287.00
ART11297	MANUAL SWITCH MACHINE	8.00	ART22010C	FA-1+CABOOSE SANTA FE	287.00
ART11299	REMOTE SWITCH MACHINE	19.00	ART22032C	FA-1+CABOOSE NAPA	287.00
ART11300	30 DEGREE CROSSING	40.00	ART22101C	U 25-B SP/SO.PACIFIC-GREY	287.00
ART11350	RERAILER 12 STRAIGHT	20.00	ART22107C	U 25-B DRGW W/CABOOSE	287.00
ART11500	CURVE TRACK MED 5' DIAM	128.00	ART22110C	U 25-B ATSF W/CABOOSE	287.00
ART11550	EURO CURVE TRACK 6.5' BRASS	168.00	ART22113C	U 25-B UP W/CABOOSE	287.00
ART11600	EURO CURVE TRACK LGE. 8' BRASS	206.00	ART22125C	U 25-B N.S. W/CABOOSE	287.00
ART11700	CURVE TRACK 9' DIAMETER BRASS	232.00	ART22200	RS-3 UNDECORATED (GREY)	287.00
ART11800	EURO CURVE TRACK 10' BRASS	254.00	ART22202C	RS-3 UP + CABOOSE	287.00
ART11801	EURO CURVE 11.5' BRASS	296.00	ART22203C	RS-3 ATSF + CABOOSE	287.00
ART11802	EURO CURVE TRACK 12.5' BRASS	320.00	ART22205C	RS-3 DRGW + CABOOSE	287.00
ART11803	EURO CURVE TRACK 14' BRASS	360.00	ART22208C	RS-3 CP + CABOOSE	287.00
ART11804	EURO CURVE TRACK 15' BRASS	384.00	ART22209C	RS-3 SO.RAILWAY + CABOOSE	287.00
ART11805	EURO CURVED TRACK 16.5' BRASS	416.00	ART22211C	RS-3 PRR W/CABOOSE	287.00
ART11820	EURO CURVE TRACK 20' BRASS	514.00	ART22213C	RS-3 B&O + CABOOSE	287.00
ART11900	RAIL JOINERS(12PACK)BRASS	7.00	ART22310-3	FA1-B-A ATSF	578.00
ART11900B	TRACK RAIL JOINERS (50)	24.00	ART22404	SD-45 DIESEL - DRGW	386.00
ART11901	RAIL JOINERS (4PACK) PLASTIC	4.50	ART22502C	LIL'CRITTER B&O W/CABOOSE	126.00
ART11901B	RAIL JOINERS (25PACK) PLASTIC	21.00	ART22505C	LIL'CRITTER ATSF W/CABOOSE	126.00
ART11902	TAP & DRILL SET 2MM FOR TRACK	8.00	ART22506C	LIL'CRITTER DRGW W/CABOOSE	126.00
ART11903	RAIL LOCK BRASS (6)	8.00	ART22704	EGG LINER - SO. PACIFIC	87.00
ART11905	STATIONARY ROLLERS (4 PACK)	50.00	ART22705	EGG LINER - SO. RWY.	87.00
ART11906	TRACK GAUGE w/ LEVEL	11.00	ART22706	EGG LINER - PENNSYLVANIA	87.00
ART11910	SOCKET HEAD TRACK SCREW	4.50	ART22709	EGG LINER - US 1 - OVAL OFFICE	87.00
ART11911	RAIL TO TIE SCREWS (50)	4.50	ART22710	EGG LINER - RUSSIAN JEWEL	131.00
ART11920	RAIL BENDER	140.00	ART22725	EGG LINER - CHRISTMAS	87.00
ART11930	RAIL CLAMP BRASS (10PCS)	12.00	ART23001	DASH 9 CSX	441.00
ART11930B	RAIL CLAMP BRASS BULK (100)	100.00	ART23006	DASH 9 NS	441.00
ART11940	RAIL CLAMP (10) SILVER PLTD.	15.00	ART23500	GP-40 UNDEC.	352.00
ART11950	WIRE W/LUG FOR JOINERS (10)	12.00	ART23501	GP-40 DIESEL B&O	352.00
ART12093	EXT TRACK SET W/PR REM.SWTHCS	180.00	ART23502	GP-40 DIESEL ATSF	352.00
ART12110	ALUMINUM CURVE TRACK 4'(24PCS	216.00	ART23503	GP-40 DIESEL UP	352.00
ART12202	ROADBED - 5' CURVED	20.00	ART23504	GP-40 DIESEL CHESSIE B&O	352.00
ART12203	ROADBED - 8' CURVED	20.00	ART23505	GP-40 DIESEL D&RGW	352.00
ART12204	ROADBED - 10' CURVED	20.00	ART23506	GP-40 DIESEL C&NW	352.00
ART12301B	GRID SHELF 15 X 24 BLACK	9.50	ART23507	GP-40 DIESEL W.MARYLAND	352.00
ART12302B	GRID 1/4 ROUND CURVE BLACK	8.00	ART23508	GP-40 DIESEL SSW COTTON BELT	352.00
ART12303B	GRID INSIDE CORNER BLACK	12.00	ART23509	GP-40 DIESEL GTW	352.00
ART12303W	GRID INSIDE CORNER WHITE	10.00	ART23510	GP-40 DIESEL BNSF	352.00
ART12304	WALL BRACKET 15 BLACK	7.00	ART23511	GP-40 DIESEL B&M	352.00
ART12305	GRID S HOOK FOR DOOR AREA	0.75	ART23604	E-8 ACL	420.00
ART12306	GRID SUSPENSION HOOK 10	1.50	ART23609	E-8 ATSF CHROME	525.00
ART12307	GRID SUSPENSION HOOK 20	2.00	ART28001RC	0-4-0 FRT STARTER SET R/C PRR	294.00
ART12310	SUSPENSION BAR 16 BLACK	8.00	ART28009RC	0-4-0 FRT STARTER SET R/C SF	294.00
ART12312	GRID BRACKET FOR TOWER 15	7.00	ART28025TRC	XMAS FRT.SET W/3 TREES	220.00
ART12316	CEILING GRID CLIP	2.00	ART28101RC	0-4-0 PSGR STARTER SET R/C PRR	341.00
ART12401	TRACK SUPPORT FOR FLOWER TUB	6.00	ART28105RC	0-4-0 PSGR. ST. SET R/C ATSF	341.00
ART20030	S.S. STR. TRACK 1'(12)	124.00	ART28301RC	LIL'CRITTER SET R/C PRR	294.00
ART20031	USA STR. TRACK 1/2 S.S.	64.00	ART28302RC	LIL'CRITTER SET R/C ATSF	294.00
ART20035	STAINLESS STEEL RAIL 8' 12 PC	416.00	ART28303RC	LIL'CRITTER SET R/C UP	294.00
ART20060	SS STR. TRACK 2'	248.00	ART28601RC	EGGLINER SET - LADY BUG	168.00
ART20090	SS STR. TRACK 3'	372.00	ART28602RC	EGGLINER SET - CHRISTMAS	168.00
ART20100	SS CURVE TRACK 4' (124.00	ART28604RC	EGGLINER SET - ATSF	168.00
ART20110	SS CURVE TRACK 5'	160.00	ART29098	FRT.TRUCK W/METAL WHEELS&BB	47.00
ART20112	SS CURVE TRACK 6.5'	208.00	ART29099	MODERN FREIGHT TRUCKS W/PL WHL	18.00
ART20120	SS CURVE TRACK 10'	304.00	ART29100	MODERN FRT TRUCK W/ROLL.	28.00
ART20121	SS CURVE TRACK 11.5'	346.00	ART29101	TRUCK-FREIGHT PLASTIC WHEELS	20.00
ART20122	SS CURVE 12.5' DIAM	380.00	ART29102	TRUCK-CABOOSE METAL WHEELS	41.00
ART20123	SS CURVE 14' DIAM	426.00	ART29104	PLASTIC WHEELS (ZWHEEL SETS)	7.35
ART20125	SS CURVE TRACK 20' DIAM	620.00	ART29105	ROGERS LOCO METAL SML.WHL.SET	13.00
ART20130	SS CURVE 16.5' DIAM	494.00	ART29106A	ROGERS FRONT DRIVE WHEELS	17.00
ART20199	SS RAIL JOINERS (12)	7.00	ART29106B	ROGERS BACK DRIVE WHEELS	17.00
ART20330	SS #6 SWITCH RIGHT REMOTE	182.00	ART29108	TRUCK-LONG TENDER (PAIR)	41.00
ART20335	SS #6 PARALLEL ADAPTOR	40.00	ART29109	TRUCK-HWT.PSGR.(PAIR)	41.00
ART20340	SS #6 SWITCH REMOTE LEFT	182.00	ART29110	TRUCK-HWT.PSGR.6 METAL WHEELS	53.00
ART20345	SS #6 WYE SWITCH SS	120.00	ART29111B	METAL WHEELS - BLACK 4 AXLES	23.00
ART20350	S.S. RE-RAILER	20.00	ART29111S	METAL WHEELS SILVER 4 -AXLE	23.00
ART20370	SS SWITCH WIDE MANUAL RIGHT US	74.00	ART29112	SPRINGS-FREIGHT TRUCK	5.00
ART20375	SIDING FOR 10' DIAM.SWITCH	25.00	ART29113	SPRINGS-PASSENGER TRUCK	5.00
			ART29114	SPRINGS-DIESEL TRUCK	5.00

ART29115	TRUCK-SLOPE TENDER (PAIR)	41.00	ART30400	CROSSING 19.5	60.00
ART29118P	DIESEL BUSHING (PREVIOUS)	7.35	ART30410	CROSSING 90 DEGREE	40.00
ART29119S	SPRINGS STREAMLINE SILVER	6.00	ART30500	EXTENDER TRACK SET #1 ISA	100.00
ART29120	TRUCK-DELTON TO ARISTO (PR)	6.00	ART30560	EXTENDER TRACK SET #3 USA	180.00
ART29123B	BALL BEARING WHEELS 2 AXLES BL	44.00	ART31002-3	SIERRA SET - B&O	331.00
ART29130	METAL WHEEL REPLACEMENT	12.00	ART31004-3	SIERRA SET - D&RGW	331.00
ART29131	METAL DIESEL WHEEL W/TIRE	13.00	ART31005-3	SIERRA SET - ATSF	331.00
ART29132	INNER GEAR BOX W/ WHEELS	28.00	ART31011-3	SIERRA PASS.SET D&GW GREEN	331.00
ART29132B	INNER GEAR BOX W/O WHEELS	10.00	ART31025-07	SIERRA COACH CHRISTMAS 07	110.00
ART29134	COMMONWEALTH 6 AXLE TRUCK PR	69.00	ART31302	STD.HVY.WHT.COACH B&O	242.00
ART29196	COUPLER-KNUCKLE (1 PAIR) E-8	9.00	ART31305	STD.HVY.WHT.COACH SO. CRESCENT	242.00
ART29197	COUPLER-KNUCKLE (1 PAIR)DASH 9	9.00	ART31308	STD.HVY.WHT.COACH UP/UNION PAC	242.00
ART29198	KNUCKLE COUPLER BULK(50 PR.s)	348.00	ART31310	STD.HVY.WHT.COACH SO.PAC.DAY	242.00
ART29199	KNUCKLE COUPLER (6PR.)	46.00	ART31311	STD.HVY.WHT.COACH ATSF	242.00
ART29200	COUPLER-KNUCKLE (1 PAIR)	9.00	ART31317	STD.HVY.WHT COACH - C&NW	242.00
ART29201	COUPLER RS-3/LIL' CRITTER	12.00	ART31332	STD.HVY.WHT.COACH NAPA VALLEY	242.00
ART29202	HOOK & LOOP COUPLER PR.	4.00	ART31652	STD.HVY.WHT BAGGAGE B&O	242.00
ART29203	HOOK & LOOP COUPLER BULK 6 PR	42.00	ART31655	STD.HVY.WHT BAGGAGE SO.RWY	242.00
ART29205	COUPLER- KNUCKLE (PR) SD-45	9.00	ART31657	STD.HVY.WHT BAGGAGE NYC	242.00
ART29301	SMOKE STACK(OPG)STV/PSG.CAB.	20.00	ART31658	STD.HVY.WHT BAGGAGE UP	242.00
ART29302	SMOKE STACK(OPG)ROGERS LOCO	17.00	ART31659	STD.HVY.WHT BAGGAGE D&RGW	242.00
ART29304	SMOKE STACK(OPG) PSGR.WOOD	17.00	ART31660	STD.HVY.WHT BAGGAGE SP DAYLT.	230.00
ART29305	SMOKE UNIT-LOCO FA/FB-1	20.00	ART31661	STD.HVY.WHT BAGGAGE ATSF	242.00
ART29307	SMOKE UNIT-STEAM LOCO PACIFIC	20.00	ART31711	STD.HVY.WHT.COMBINE ATSF	210.00
ART29309	SMOKE UNIT-LOCO RS-3	20.00	ART31732	STD.HVY.WHT.COMBINE NAPA	210.00
ART29311	SMOKE UNIT SD-45	41.00	ART31801	STD.HVY.WHT.PULLMAN PRR	242.00
ART29312	SMOKE UNIT E-8	41.00	ART31802	STD.HVY.WHT.PULLMAN B&O	242.00
ART29313	SMOKE UNIT PARTS	6.00	ART31805	STD.HVY.WHT.PULLMAN SO.CRESC.	242.00
ART29352	UNIVERSAL FOR PACIFIC 6 PACK	17.00	ART31808	STD.HVY.WHT.PULLMAN UP	242.00
ART29355	MOTOR BLOCK 3 AXLE DIESEL (EA)	110.00	ART31810	STD.HVY.WHT.PULLMAN SP	242.00
ART29356	MOTOR BLOCK - C.CAB W/A-FRAME	64.00	ART31811	STD.HVY.WHT.PULLMAN ATSF	242.00
ART29357	C-16 GEAR BOX W/WHEELS	84.00	ART31817	STD.HVY.WHT PULLMAN C&NW	242.00
ART29362	GEAR BOX - MIKADO W/WHLS	116.00	ART31832	STD.HVY.WHT.PULLMAN NAPA	242.00
ART29363	PACIFIC GEAR BOX W/WHLS	116.00	ART31902	STD.HVY.WHT SET - B&O	966.00
ART29400	GEAR BOX & MOTOR 2-4-2 ROGERS	29.00	ART31905	STD.HVY.WHT. SET SO. CRESC.	966.00
ART29401	BRUSH & SPRING	6.00	ART31908	STD.HVY.WHT. SET- UP	966.00
ART29403	ASSORTED SCREW SET	6.00	ART31909	STD.HVY.WHT. SET D&RGW	966.00
ART29404	RUBBER TIRES 2-4-2 ROGERS	6.00	ART31910	STD.HVY.WHT. SET SP DAYLIGHT	966.00
ART29405	RUBBER TIRES - DIESEL	4.53	ART31911	STD.HVY.WHT. SET ATSF	966.00
ART29406	BRUSH,SPRING&BUSHING(8)DIESEL	7.00	ART31932	STD.HVY.WHT. SET NAPA VALLEY	966.00
ART29411	BALL BEARING SET (10)	27.00	ART32305	STREAMLINE COACH S.F.SUP.CHF.	276.00
ART29500	MARKER LIGHT LONG/BAY-CAB	5.00	ART32308	STREAMLINE COACH PRR/PENNA	276.00
ART29501	MARKER LIGHTS 2-4-2 ROGERS	5.00	ART32905	STREAMLINE SET - ATSF	926.00
ART29502	BULB/LONG CAB./SIERRA(10PC)	12.00	ART32908	STREAMLINE SET - PRR	926.00
ART29503	BULB & SOCKET SET W/WIRE	7.50	ART40001	GONDOLA 20' - PRR	36.00
ART29507	BULB/HVYWT/STRMLINE(2PC)	5.00	ART40002	GONDOLA 20' - A.T.S.F.	36.00
ART29508	RS-3 MARKER LIGHTS (PR)	7.50	ART40003	GONDOLA 20' - U.P.	36.00
ART29511	PLUG FOR POWER TO TENDER	7.50	ART40005	GONDOLA 20' - B & O	36.00
ART29512	DITCH LIGHTS (2)	12.00	ART40011	GONDOLA 20' - D&RGW	36.00
ART29514	DASH 9 EXTRA WEIGHTS	30.00	ART40025	GONDOLA 20' - CHRISTMAS	36.00
ART29515	WEIGHTS FOR THE SD-45	30.00	ART40101	20' TANK CAR - PRR	36.00
ART29517	E-8 WEIGHTS 3 + SCREWS	30.00	ART40102	20' TANK CAR - ATSF	36.00
ART29600	TRACK TO PACK.CONN.WIRE	4.00	ART40103	20' TANK CAR - UP	36.00
ART29603	ARISTO-LUBE OIL 1.125 OZ.	4.00	ART40105	20' TANK CAR - B&O	36.00
ART29605	10 AMP FUSE FOR TRAIN ENG.	4.00	ART40111	20' TANK CAR- D&RGW	36.00
ART29607	MU CABLE	6.00	ART40113	20' TANK CAR - HONEY BEE	36.00
ART29700	CHAIR KIT-L(6PCS)LONG CABOOSE	7.35	ART40114	20' TANK CAR BP	35.00
ART29703	DOUBLE CHAIR SET	6.00	ART40125	20' TANK CAR - CHRISTMAS	36.00
ART29704	NEW ROOF WALK FOR FRT CAR	7.00	ART40201	20' FLAT CAR - PRR	36.00
ART29706	LOWERED FLOOR FOR ROLLING STOK	12.00	ART40202	20' FLAT CAR - ATSF	36.00
ART29708	LONG CABOOSE ROOF WALK/NEW	12.00	ART40203	20' FLAT CAR - UP	36.00
ART29710	LARGE SNOW PLOW REPLACEMENT	17.00	ART40205	20' FLAT CAR - B&O	36.00
ART29950	TRACK CLEANING PAD	6.00	ART40211	20' FLAT CAR - D&RGW	36.00
ART30030	USA STR.TRACK 1' (12PCS)	92.00	ART40225	20' FLAT CAR - CHRISTMAS	36.00
ART30060	USA STR.TRACK 2 FT (12)	184.00	ART40301	20' BOX CAR - PRR	36.00
ART30090	USA 3' STRAIGHT TRACK	276.00	ART40302	20' BOX CAR - ATSF	36.00
ART30100	USA CURVE TRACK 4'(12 CIRCLE)	92.00	ART40303	20' BOX CAR - UP	36.00
ART30101	USA CURVE TRACK 1/2 SECTION	48.00	ART40305	20' BOX CAR - B&O	36.00
ART30103	TRACK TIES CURVED - USA	1.30	ART40311	20' BOX CAR - D&RGW	36.00
ART30103B	TRACK TIES CURVED - USA	61.00	ART40325-07	20' BOX CAR - CHRISTMAS	36.00
ART30110	USA CURVE TRACK 5' (12)	128.00	ART41001	GONDOLA SOO/COLORMARK	63.00
ART30112	USA CURVE 6.5 DIAM	168.00	ART41008	GONDOLA PRR/PENNSYLVANIA	63.00
ART30115	USA CURVE TRACK .8'(16)	206.00	ART41012	GONDOLA SR/SOUTHERN RAILWAY	63.00
ART30116	USA CURVE TRACK 9'	232.00	ART41015	GONDOLA BALTIMORE & OHIO	63.00
ART30120	USA CURVE TRACK 10' DIAM (12)	254.00	ART41025	GONDOLA CHRISTMAS	63.00
ART30121	USA CURVE 11.5'	296.00	ART41102	COV.GONDOLA NEW YORK CENTRAL	68.00
ART30122	USA CURVE 12.5'	320.00	ART41103	COV.GONDOLA PITT/LAKE ERIE	68.00
ART30123	USA CURVE 14' DIAM	360.00	ART41109	COV.GONDOLA ATSF	68.00
ART30125	USA CURVE 20' DIAM	514.00	ART41110	COV.GONDOLA UP	68.00
ART30130	USA CURVE 16.5' DIAM	416.00	ART41112	COV.GONDOLA DENVER RIO GRANDE	68.00
ART30194	60' STRAIGHT TRACK (6)	230.00	ART41205	COV.HOPPER ATSF/SANTA FE	71.00
ART30195	USA STR. TRACK 5' (12)	460.00	ART41208	COV.HOPPER UNION PACIFIC	71.00
ART30300	USA SWITCH MANUAL RIGHT	40.00	ART41215	COV.HOPPER PRR/PENNSYLVANIA	71.00
ART30310	USA SWITCH REMOTE RIGHT	50.00	ART41218	COV.HOPPER BURLINGTON NO.	71.00
ART30330	#6 SWITCH MANUAL RIGHT	150.00	ART41224	COV.HOPPER ATSF SM. HERALD BRN	71.00
ART30335	#6 PARALLEL ADAPTOR	42.00	ART41226	COV.HOPPER D&RGW GRAY	71.00
ART30340	#6 SWITCH LEFT	150.00	ART41227	COV.HOPPER CEN.OF GEORGIA	71.00
ART30345	#6 WYE SWITCH BRASS US	105.00	ART41228	COV.HOPPER WABASH W/FLAG	71.00
ART30350	USA SWITCH MANUAL LEFT	40.00	ART41229	COV.HOPPER NEW HAVEN BROWN	71.00
ART30360	USA SWITCH REMOTE LEFT	50.00	ART41230	COV.HOPPER FRISCO BLACK	71.00
ART30370	SWITCH WIDE MANUAL RIGHT	65.00	ART41231	COV.HOPPER GN BILLY GOAT BLUE	71.00
ART30375	SIDING FOR 10' DIAM. SWITCH	20.00	ART41233	COV.HOPPER L&N DIXIE	71.00
ART30380	SWITCH WIDE MANUAL LEFT	65.00	ART41303	S.DOME-TANK MOBIL OIL	68.00

ART41304	S.DOME-TANK UNION OIL	68.00	ART46058	BOX CAR (STEEL)BRITISH COLUMBI	71.00
ART41308	S.DOME-TANK UP/UNION PACIFIC	68.00	ART46059	BOX CAR (STEEL)SP BOX CAR RED	71.00
ART41309	S.DOME-TANK ATSF/SANTA FE	68.00	ART46060	BOX CAR (STEEL)C&NW	71.00
ART41310	S.DOME-TANK PRR/PENNSYLVANIA	68.00	ART46062	BOX CAR (STEEL)D&RGW BROWN	71.00
ART41322	S.DOME-TANK UNION CARBIDE	68.00	ART46064-4	BOX CAR (STEEL)ATSF 4 ASST	286.00
ART41323	S.DOME-TANK BAKER'S CHOCOLATE	68.00	ART46066	BOX CAR (STEEL)ERIE	71.00
ART41325	S.DOME-TANK CHRISTMAS	68.00	ART46068	BOX CAR (STEEL)C & O	71.00
ART41327	S.DOME-TANK BALLENTINE	68.00	ART46072	BOX CAR (STEEL)CNJ	71.00
ART41329	S.DOME-TANK BLATZ	68.00	ART46073	BOX CAR (STEEL)W.MARYLAND	71.00
ART41401P	COAL HOPPER - CHESSIE w/plasti	81.00	ART46076	BOX CAR (STEEL)BAR	71.00
ART41402P	COAL HOPPER -N&W	81.00	ART46078	BOX CAR (STEEL)N & W	71.00
ART41403P	COAL HOPPER PRR	81.00	ART46081S-1	40' BOX CAR - LEHIGH VALLEY	45.00
ART41404P	COAL HOPPER - D&RGW	81.00	ART46081S-2	40' BOX CAR - LEHIGH VALLEY	45.00
ART41406P	COAL HOPPER -UP w/plastic whl	81.00	ART46085CD	BOX CAR(STEEL) 2007 ANNUAL CAR	90.00
ART41407P	COAL HOPPER NORFOLK SO.	81.00	ART46101	STOCK CAR ARMOUR	71.00
ART41408P	COAL HOPPER BURLINGTON NO.	81.00	ART46103	STOCK CAR UP/UNION PACIFIC	71.00
ART41409P	COAL HOPPER CONRAIL	81.00	ART46105	STOCK CAR DRGW/RIO GRANDE	71.00
ART41410P	COAL HOPPER CHICAGO & NW	81.00	ART46106	STOCK CAR ATSF/SANTA FE	71.00
ART41413P	COAL HOPPER SR/SO.RAILWAY	81.00	ART46107	STOCK CAR SR/SO.RAILWAY	71.00
ART41419P	COAL HOPPER - READING & NO.	81.00	ART46108	STOCK CAR GN/GREAT NORTHERN	71.00
ART41420P	COAL HOPPER 100T - WM RED	81.00	ART46109	STOCK CAR PRR/PENNSYLVANIA	71.00
ART41421P	COAL HOPPER - PRR KEYSTONE	81.00	ART46111	STOCK CAR M-K-T/KATY	71.00
ART41423P	COAL HOPPER - READING	81.00	ART46113	STOCK CAR SP/SOUTHERN PACIFIC	71.00
ART41424P	COAL HOPPER - ERIE LACK	81.00	ART46115	STOCK CAR WP/WESTERN PACIFIC	71.00
ART41425P	COAL HOPPER - D&H	81.00	ART46116	STOCK CAR DL&W/LACKAWANNA	71.00
ART41601	3 DOME-TANK PRR 100TH ANNIV.	71.00	ART46117	STOCK CAR B&O/BALTIMORE&OHIO	71.00
ART41603	3 DOME-TANK ATSF/SANTA FE	68.00	ART46118	STOCK CAR NYC/NY CENTRAL	71.00
ART41604	3 DOME-TANK UP/UNION PACIFIC	68.00	ART46119	STOCK CAR TP/TEXAS & PACIFIC	71.00
ART41607	3 DOME-TANK ESSO	68.00	ART46125	STOCK CAR CHRISTMAS	71.00
ART41608	3 DOME-TANK MOBIL	68.00	ART46201D	REEFER PF&E W/MET.WHL+BB	378.00
ART41609	3 DOME-TANK UNION-76	68.00	ART46202	REEFER SCHLITZ BEER	71.00
ART41610	3 DOME-TANK OILZUM	68.00	ART46203	REEFER PABST BEER	71.00
ART41611	3 DOME-TANK MARVEL OIL	68.00	ART46206	REEFER BLATZ BEER	71.00
ART41612	3 DOME-TANK SHELL OIL	68.00	ART46210	REEFER RED ROSE ICE CREAM	71.00
ART41615	3 DOME-TANK TEXACO	68.00	ART46211	REEFER STEWART'S ROOT BEER	71.00
ART41616	3 DOME-TANK CANADIAN NAT.	68.00	ART46213	REEFER BALLANTINE BEER	71.00
ART41617	3 DOME-TANK PITTS.PLATE GLASS	68.00	ART46216	REEFER CANADIAN PACIFIC SILVER	71.00
ART41618	3 DOME-TANK CSX	68.00	ART46218	REEFER ROBIN HOOD BEER	71.00
ART41620	3 DOME-TANK USA/US ARMY	68.00	ART46220	REEFER REA/RAILWAY EXPRESS	71.00
ART42101	CABOOSE LONG GREAT NORTHERN	110.00	ART46222	REEFER NYC/20TH CENTURY BEER	71.00
ART42102	CABOOSE LONG CB&Q/BURLINGTON	110.00	ART46223	REEFER FGE/FRUIT GROWERS	71.00
ART42103	CABOOSE LONG RIO GRANDE	110.00	ART46224	REEFER WIF/WEST INDIA FRUIT	71.00
ART42104	CABOOSE LONG PRR/PENNSYLVANIA	110.00	ART46225	REEFER CHRISTMAS/NO.POLE	71.00
ART42106	CABOOSE LONG SANTA FE	110.00	ART46227	REEFER SWIFT MEAT (RED)	71.00
ART42107	CABOOSE LONG SP/SO. PACIFIC	110.00	ART46246S	REEFER I.C.(ONLINE STORE ONLY)	45.00
ART42108	CABOOSE LONG SR/SO. RAILWAY	110.00	ART46250D	REEFER 4' MEAT PACKING (4ASST)	378.00
ART42109	CABOOSE LONG B&O/BALTI & OHIO	110.00	ART46259	REEFER STEEL 40' BREX	71.00
ART42113	CABOOSE LONG UP/UNION PACIFIC	110.00	ART46260	REEFER STEEL NW REF. LINE NWX	71.00
ART42114	CABOOSE LONG NYC/NY CENTRAL	110.00	ART46261D	REEFER 40' PFE SINGLE HERALD	378.00
ART42115	CABOOSE LONG CANADIAN PACIFIC	110.00	ART46277	REEFER CANADIAN NATIONAL	71.00
ART42118	CABOOSE LONG LV/LEHIGH VALLEY	110.00	ART46305T	FLAT CAR-STAKE PRR (2)	89.00
ART42120	CABOOSE LONG RI/ROCK ISLAND	110.00	ART46308T	FLAT CAR-STAKE B&O (2)	89.00
ART42123	CABOOSE LONG RDG/READING	110.00	ART46309T	FLAT CAR-STAKE D&RGW (2)	89.00
ART42126	CABOOSE LONG WM/WESTERN MD	110.00	ART46311T	FLAT CAR-STAKE NYC (2)	89.00
ART42129	CABOOSE LONG CSX	110.00	ART46312T	FLAT CAR-STAKE SP (2)	89.00
ART42131	CABOOSE LONG ACL	110.00	ART46313T	FLAT CAR-STAKE UP (2)	89.00
ART42133	CABOOSE LONG B & M	110.00	ART46320T	FLAT CAR-STAKE ATSF (2)	89.00
ART42134	CABOOSE LONG CONRAIL	110.00	ART46361	SEARCHLIGHT PRR/PENNSYLVANIA	113.00
ART42136	CABOOSE LONG N&W	110.00	ART46362	SEARCHLIGHT UP/UNION PACIFIC	113.00
ART42137	CABOOSE LONG - ERIE	110.00	ART46364	SEARCHLIGHT ATSF/SANTA FE	113.00
ART42138C	CABOOSE LONG SOO LINE	60.00	ART46402T	BULK.FLAT CP TWIN PK	92.00
ART42178	CABOOSE LONG SEABOARD SYSTEM	110.00	ART46403T	BULK.FLAT SP (2)	92.00
ART42200	BOBBER CABOOSE UNDEC (RED)	36.00	ART46406T	BULK.FLAT PRR (2)	92.00
ART42201	BOBBER CABOOSE PRR/PENNA	36.00	ART46409T	BULK.FLAT CHSY (2)	92.00
ART42209	BOBBER CABOOSE B&O/BALTI. & OH	36.00	ART46415T	BULK.FLAT - UP (2)	92.00
ART42210	BOBBER CABOOSE DRGW/RIO GRAND	36.00	ART46701	SNOW PLOW - D&RGW	134.00
ART42211	BOBBER CABOOSE ATSF/SANTA FE	36.00	ART46706	SNOW PLOW - PRR	134.00
ART42233	BOBBER CABOOSE BP	36.00	ART46708	SNOW PLOW - ATSF	134.00
ART45101	40' DBL.DOOR BOX CAR ATSF	71.00	ART46709	SNOW PLOW - CN	134.00
ART45102	40' DBL.DOOR BOX CAR UP	71.00	ART46710	SNOW PLOW - UP	134.00
ART45201	40' PLUG DOOR BOX CAR NH	71.00	ART46802	ROAD RAILER CN	105.00
ART45206	40' PLUG DOOR BOX CAR FRISCO	71.00	ART46890	COUPLER-MATE FOR ROADRLR	21.00
ART46001	BOX CAR(STEEL)RUT/RUTLAND	71.00	ART46950	TRACK CLEANING CAR - ARISTO	66.00
ART46002	BOX CAR(STEEL)DRGW/RIO GRANDE	71.00	ART46951	TRACK CLEANING CAR - PRR	66.00
ART46011	BOX CAR(STEEL)B&O TIMESAVER	71.00	ART46952	TRACK CLEANING CAR - B & O	66.00
ART46012	BOX CAR(STEEL)DL&W/PHOEBE SNO	71.00	ART46954	TRACK CLEANING CAR - ATSF	66.00
ART46014	BOX CAR(STEEL)NEW YORK CENTRL	71.00	ART46955	TRACK CLEANING CAR - SR	66.00
ART46015	BOX CAR(STEEL)MILW/MILWAUKEE	71.00	ART50001P	53' EVANS BOX CAR PURINA	76.00
ART46018	BOX CAR(STEEL)EL/ERIE-LACK.	71.00	ART50002P	53' EVANS BOX CAR ATSF	76.00
ART46020	BOX CAR(STEEL)B&M/BOSTON&MAIN	71.00	ART50003P	53' EVANS BOX CARS CSX	76.00
ART46023	BOX CAR(STEEL)PRR/100TH ANNIV	71.00	ART50004P	53' EVANS BOX CAR NORFOLK SO.	76.00
ART46024	BOX CAR(STEEL)RDG/READING	71.00	ART50005P	53' EVANS BOX CAR B & M	76.00
ART46025-07	BOX CAR(STEEL)CHRISTMAS -07	71.00	ART50006P	53' EVANS BOX CAR UP	76.00
ART46026	BOX CAR(STEEL)WP/WEST.PACIFIC	71.00	ART50007P	53' EVANS BOX CAR C&NW	76.00
ART46027	BOX CAR(STEEL)ARR/ALASKA	71.00	ART50010P	53' EVANS BOX CAR TROPICANA	76.00
ART46028	BOX CAR(STEEL)BCR/BUFFALO CRK	71.00	ART50011P	53' EVANS BOX CAR BN	76.00
ART46033	BOX CAR(STEEL)ONR/ONTARIO	71.00	ART50012P	53' EVANS BOX CAR MISSOURI PAC	76.00
ART46045	BOX CAR(STEEL)BESS. & LAKE ERIE	71.00	ART50013P	53' EVANS BOX CAR - FEC	76.00
ART46047CD	BOX CAR 40' NYC	98.00	ART50014P	53' EVANS BOX CAR - WP	76.00
ART46048CD	40' BOX CAR SP&S	98.00	ART50015P	53' EVANS BOX CAR - RAILBOX	76.00
ART46049CD	BOX CAR 40' MKT	98.00	ART50016P	53' EVANS BOX CAR PAN AM	76.00
ART46050CD	BOX CAR 40' ATSF FOOD ONLY	98.00	ART50092P	53' EVANS BOX CAR WP	76.00
ART46051CD	BOX CAR 40' COTTON BELT BLUE	98.00	ART50093P	53' EVANS BOX CAR TP&W	76.00
ART46057	BOX CAR (STEEL)CANADIAN NATION	71.00	ART50095P	53' EVANS BOX CAR WILAMETTE	76.00

ART50096P	53' EVANS BOX CAR MTL	76.00	ART64003	FRT. STATION ACCESSORIES	19.00
ART50098P	53' EVANS BOX CAR M&NS	76.00	ART64004	INDUSTRIAL ACCESSORY SET	42.00
ART60004	MAN IN SUIT	7.50	ART66002	FLOCKED BABY ELEPHANT	2.98
ART60005	WOMAN WITH HAT	7.50	ART66006	FLOCKED BEAR	2.98
ART60006	MAN WITH SATCHEL	7.50	ART66007	FLOCKED LIONESS	2.98
ART60007	MAN IN SHIRT	7.50	ART66008	FLOCKED GORILLA	2.98
ART60009	DINING CAR WAITER	7.50	ART66009	FLOCKED WHITE TIGER	2.98
ART60010	SOLDIER W/DUFFLE BAG	9.50	ART66010	FLOCKED TIGER	2.98
ART60011	WOMAN CONDUCTOR	7.50	ART66011	FLOCKED LION	2.98
ART60013	SEATED PASSENGER FEMALE	7.50	ART66012	FLOCKED ELEPHANT	3.98
ART60014	SEATED PASSENGER CHILD/MALE	7.50	ART66013	FLOCKED ZEBRA	2.98
ART60015	STATION MASTER	7.50	ART66014	FLOCKED GIRAFFE	2.98
ART60016	TRAIN FIREMAN	7.50	ART70002	BUMPER STICKER - ARISTO-CRAFT	2.00
ART60017	SHEPHERD W/CAPE AND DOG	7.50	ART70007	VIDEO - MAGIC OF VISTA PINES	27.00
ART60019	SEATED MAN W/CIGAR	7.50	ART70009	ARISTO BLINKING PIN	3.50
ART60020	SEATED CHILD/GIRL	7.50	ART70010	MOUSE PAD - ARISTO	3.00
ART60025	SEATED SANTA ENGINEER	7.50	ART7100	VICTORIAN STATION BUILT-UP	116.00
ART60026	STANDING SANTA	7.50	ART7101	COVERED BRIDGE	53.00
ART60027	HOBO W/POLE AND BAG	9.50	ART7104	OVER & UNDER TRESTLE SET	36.00
ART60028	HOBO SEATED ON TREE STUMP	9.50	ART7106	12 PC.TRESTLE SET 8 1/2	28.00
ART60029	HOBO - FAT KING OF THE ROAD	9.50	ART7109	WATCH TOWER w/OPER.LT & SMOKE	82.00
ART60030	USA FIREMAN	7.50	ART7114	TRANSMISSION TOWERS (PAIR)	37.00
ART60031	POLICEMAN	7.50	ART7200	THE PASSENGER DEPOT - BUILT-UP	64.00
ART60032	STATE TROOPER	7.50	ART7201	THE FREIGHT DEPOT - BUILT-UP	64.00
ART60034	TEXAS RANGER	7.50	ART7202	THE CROSSING SHANTY - BUILT-UP	41.00
ART60035	FARMER IN COVERALLS	7.50	ART7203A	FARM HOUSE / WHITE w.GRN TRIM	82.00
ART60036	LUMBERJACK	7.50	ART7203B	FARMHOUSE / TAN w.WHITE TRIM	82.00
ART60037	WEST POINT CADET-MALE	7.50	ART7203C	FARM HOUSE - BLUE W/WHITE	82.00
ART60039	US ARMY MARINE - MALE	7.50	ART7203D	FARMHOUSE - YELLOW W/WHITE	82.00
ART60040	US ARMY SOLDIER-FEMALE	7.50	ART7209	CEMETARY SET #2	29.00
ART60041	US NAVY SAILOR-MALE	7.50	ART7210A	TRACT HOUSE BUILT UP WHITE	149.00
ART60042	WOMAN WITH BABY	7.50	ART7210B	TRACT HOUSE BUILT UP GREEN	149.00
ART60043	BRIDE	7.50	ART7212	SAND TOWER	149.00
ART60044	GROOM	7.50	ART7214	GINGERBREAD HOUSE B.U.TAN	142.00
ART60045	CLOWN #1	7.50	ART7401	FOAM PORTAL	18.00
ART60046	CLOWN #2	7.50	ART7402	DOUBLE PORTAL	36.00
ART60047	CLOWN #3	9.50	ART7403	WINGS FOR FOAM PORTALS	69.00
ART60048	CLOWN #4	9.50	ART7404	FOAM VIADUCT	59.00
ART60049	CLOWN #5	9.50	ART7405	FOAM VIADUCT PIERS (2)	36.00
ART60050	ICE SKATER-MALE	9.50	ART80199	C-16 GEAR BOX/WHEELS	80.00
ART60051	ICE SKATER-FEMALE	9.50	ART82102	CLASSIC LNG.CABOOSE CO.& SO	100.00
ART60052	ICE SKATER MAN W/SCARF	9.50	ART82114	CLASSIC LONG CABOOSE D&RGW RED	100.00
ART60054	ICE SKATER-FEMALE W/SCARF	9.50	ART84001	BRASS RAIL CAR	288.00
ART60055	ICE SKATER-MALE RACER	9.50	ART84003	BRASS RAIL BUS	335.00
ART60056	HOBO CATCHING GOOSE	7.50	ART84100	LIVE STEAM MIKADO (UNDEC)	1,733.00
ART60057	HOBO FAT QUEEN OF THE ROAD	9.00	ART84101	LIVE STEAM MIKADO - PRR	1,733.00
ART60058	HOBO W/POLE RECLINING	9.50	ART84102	LIVE STEAM MIKADO - ATSF	1,733.00
ART60059	U.S. AIRFORCE OFFICER W/BAG	9.50	ART84103	LIVE STEAM MIKADO - D&RGW	1,733.00
ART60060	MALE SPORTSMAN W/GOLF CLUBS	9.50	ART84198	CD VIDEO OF LIVE STEAM	5.00
ART60061	MALE SPORTSMAN W/TENNIS	7.50	ART84199	STEAM OIL 1 QT.	11.00
ART60062	FEMALE W/TENNIS DRESS	7.50	ART86500	LOG CAR	74.00
ART60063	FEMALE W/BABY	9.50	ART89101	FREIGHT TRUCK(PR.)W/O COUPLER	23.00
ART60064	SEATED MALE READING	7.50	ART89102	TOOL SET W/6 PIECES	9.50
ART60065	SEATED MALE ASLEEP	7.50	ART89103	CABOOSE TRUCK W/METAL WHEELS	41.00
ART60066	SEATED FEMALE SEWING	7.50	ART9000	PARTS BOOK-EXPLODED VIEW	6.00
ART60067	SEATED FEMALE W/BABY	9.50	ART92002	2002/3 CATALOG	6.00
ART60068	TRACK WORKER W/PICK	9.50	ART92005	2005 COLOR CATALOG	6.00
ART60069	TRACK WORKER W/SLEDGE HAMMER	9.50	ART92006	2006-7 CATALOG	7.00
ART60070	WORKER W/WHEEL BARREL	9.50	ART92007	2007 COLOR CATALOG	7.00
ART60071	PHOTOGRAPHER W/CAMERA	9.50	ART92008	ARISTO-CRAFT 116 PAGE CAT.	7.00
ART60073	COWBOY W/SADDLE	9.50	CRE0001	GRAIN OF WHEAT 12V CLEAR	42.00
ART60075	MAN FISHING	9.50	CRE0004	GRAIN OF WHEAT 12 V AMBER	42.00
ART60076	WORKMAN W/ JACK HAMMER	9.50	CRE0005	GRAIN OF WHEAT 4 ASST COLORS	42.00
ART60077	WORKMAN FOR COMPRESSOR	9.50	CRE00072	MICRO SWITCH	1.30
ART60077B	COMPRESSOR	9.50	CRE00073	MICRO SWITCH W/LEVER 10PCS	11.00
ART60078	MAN SHOVELING	7.50	CRE0010	GRAIN OF RICE BULBS CLEAR (40	42.00
ART60079	MAN SWEEPING	7.50	CRE0011	GRAIN OF RICE 10EA. CRGA (40)	42.00
ART60080	WOMAN WORKER W/WRENCH	7.50	CRE29428	DALLEE/ARISTO INSTALLATION KIT	18.00
ART60081	WOMAN WORKER W/SHOVEL	7.50	CRE29429	TRACK MAGNET (6)	4.00
ART60083	FIGURE - SEATED - STUDENT	7.50	CRE29430	SOUND INSTALLATION FEE DALLEE	35.00
ART60085	FIGURE - SEATED - YOUNG WOMAN	7.50	CRE29431	REED SWITCHES (2)	7.00
ART60086	FIGURE - SEATED CHILD W/RR	7.50	CRE29432	SOUND AMPLIFIER BOARD 22 WATT	50.00
ART60087	FIGURE - SEATED - MAN IN SUIT	7.50	CRE29434	DALLEE DIG.SOUND MALLET	110.00
ART60088	FIGURE - SEATED W/BINOCULARS	7.50	CRE29435	DALLEE DIG.SOUND E-8	110.00
ART60089	FIGURE - SEATED - LINDA	7.50	CRE29436	DALLEE DIG.SOUND RDC	110.00
ART60090	FIGURE - SEATED - SHIRLEY	7.50	CRE29437	DALLEE DIG.SOUND C-16	110.00
ART60091	FIGURE - SEATED - TERRY	7.50	CRE29438	DALLEE DIG. SOUND RS-3	110.00
ART60092	FIGURE-SEATED-MARYANN W/HAT	7.50	CRE29439	DALLEE DIG. SOUND FA-1	110.00
ART60093	FIGURES- SEATED - MOTHER & CHIL	9.50	CRE29441	DALLEE DIG. SOUND PACIFIC	110.00
ART60094	FIGURE - SEATED - KATHRYN	7.50	CRE29442	DALLEE DIG.SOUND CONSOLIDATION	110.00
ART60102	8 PINE TREE	6.50	CRE29444	DALLEE DIG.SOUND DASH 9	110.00
ART60103	12 PINE TREE	7.50	CRE29445	DALLEE DIG.SOUND SD-45	110.00
ART60197	TURNTABLE FOR FIGURES	20.00	CRE29448	DALLEE DIG.SOUND SM. STEAMER	110.00
ART60300	TEDDY BEAR 2 JOINTED	6.50	CRE29450	DALLEE DIG.SOUND GP-40	110.00
ART60301	TEDDY BEAR JOINTED 8"	6.50	CRE29601	CREST- SMOKE FLUID 4 OZ.	4.00
ART60302	TEDDY BEAR ENGINEER 2	6.50	CRE29602	CONDUCTIVE GREASE 2 OZ.	6.50
ART60303	TEDDY BEAR CONDUCTOR 2	6.50	CRE29603	CREST - LUBE - OIL 1.125 OZ.	4.25
ART60405	SCRAP LOAD FOR GONDOLA	18.00	CRE29606	CONDUCTIVE GREASE 4 OZ.	12.00
ART60407	COAL LOAD 100 TON HOPPER	23.00	CRE29608	TE OUTPUT GLASS FUSE (5)	3.00
ART62009	SPORTING PEOPLE SET	34.00	CRE55001	TRAIN ENGINEER RECEIVER	53.00
ART62010	PUBLIC SAFETY UNIFORMED SET	34.00	CRE55002	H.O. TRAIN ENG RX 6 PACK	210.00
ART64001	HOUSE ACCESS. SET	19.00	CRE55004	RECEIVER 2 PACK	95.00
ART64002	PASSENGER STATION ACCESS.	23.00	CRE55400	POWER PACK 1.8 AMP W/CHIP	58.00

CRE55401	CONTROLLER	69.00
CRE55452	TRACK TO PACK CONNECTOR HEAVY	6.00
CRE55465	ELITE DUAL VOLATAGE POWER SUPP	179.00
CRE55467	15 AMP CONTROLLER	174.00
CRE55468	EVEREST POWER SUPPLY 15A 24V	210.00
CRE55470	D.C. TRAIN ENGINEER SET	191.00
CRE55471	DC TRAIN ENGINEER RECEIVER	127.00
CRE55473	DC TRAIN ENGINEER TX	96.00
CRE55475	DC/RC 5 SWITCH RX	69.00
CRE55480	BASIC TRAIN ENGINEER 30' 2 AMP	87.00
CRE55491	ON BOARD TRAIN ENG. 75	151.00
CRE55492	ONBOARD RX PLUS TX	247.00
CRE55493	GEL CELL BATTERY 6V 3.2 AMP x3	46.00
CRE55494	CHARGER FOR GEL CELLS	81.00
CRE55498	ON-BOARD COOLING FAN	18.00
CRE55499	FAN FOR 55471 ABOVE 5 AMPS	18.00
CRE55601	AUTO CUTOFF FOR GELL BATTERY	14.00
CRE55602	WIRE HARNESS FOR BATTERY SET	9.00
CRE55610	LI-ON BATTERY 2AMP 21.5V	76.00
CRE55611	Y PLUG FOR BATTERY PARALLEL	5.50
CRE55621	ADAPTOR PLUG FOR LI-ON BAT CHG	2.50
CRE55622	PLUG ADAPTOR FOR 55620 for Eur	2.00
CRE56802	ON BOARD VIDEO CAMERA	105.00
CREFA130	CERMAG MOTORS	3.00
CREG-1	SET OF 3 CERMAG PINION GEARS	1.30
CRERE140	CERMAG MOTOR	3.00
CRERE260	CERMAG MOTOR	3.50
CRERE280	CERMAG MOTOR	3.50
CRERS540	CERMAG MOTOR	16.00
CRERS550	CERMAG MOTOR	20.00
SJ10206	WIRE CONNECTOR	5.00
SJ10606	BALL HEX DRIV ER 3"	3.30
SJ10706	6" BALL HEX DRIV ER	3.90
SJ10806	3" POWER BIT FOR	3.00
SJ40029	OVER RAIL CLAMP BRASS(50pcs)	102.50
SJ40045	BRASS OVER JOINER CLAMP(10)pc)	21.00
SJ40059	RAIL CLAMP BRASS (50 pcs)	97.50
SJ40105	RAIL CLAMP BRASS 10 pcs	20.00
SJ40112	POWER CONN.OVER JOINER(2)	2.90
SJ40272	DOUBLE CLAMP BRASS (2 PCS)	8.40
SJ40282	POWER CLAMP (2 PCS)	2.90
SJ60059	RAIL CLAMP SS (50 PCS)	137.50
SJ60105	RAIL CLAMP SS (10PCS)	28.00
SJ60272	DOUBLE CLAMP SS (2 PCS)	12.00
SJ60282	POWER SUPPLY SS (2 PCS)	3.80
SJ80312	RAIL CLAMP INSUL.FOR BRASS 2PC	4.00

Please Note

The In-Stock List consists of products on-hand in the computerized inventory database on the date mentioned at the start of the list and is only accurate for that date. The In-Stock List includes all products but is not limited to factory samples, show samples, and product held for customers. We can not guarantee all product listed as in-stock is available for sale or distribution.

For periodically updated lists and new item information, please visit the Aristo-Craft webpage at www.aristocraft.com.