



THE ARISTO-CRAFT "INSIDER"



VOLUME 15 ISSUE 1

JANUARY/FEBRUARY 2007

Still Thinking Stainless

By Michael Hauptmann

RCC, DCC & Batteries for Aristo-Craft & Other G45 Trains

By Lewis Polk

Meet Harry & Harry's Happenings!

By Harry Hartman

Polk's Pronouncements

New Column by Lewis Polk

TATE's Blogs

Column by The Aristo-Craft Train Engineer

Editorial

New Item News & Editorials by Mike Hauptmann

Show Schedule

Aristo-Craft Track Template
January/February Consumer Sale
Aristo-Craft Heavyweight Sale
2007 Aristo-Craft Railroad Club
Prime Mover Sets
Dealer Listing
In-Stock List
New Arrivals

STILL THINKING STAINLESS!!!

By Michael Hauptmann

Stainless Steel Track
has come to dominate
the outdoor track market.

Stainless steel track, while not popular in smaller scales like HO or N, has distinct advantages for large scale. Leading the advantages is the excellent corrosion or rust characteristics and resistance to dirt build up.

In the outdoor environment of many large scale railroad empires, track rusting and dirt are significant issues. Countless hours are spent by the large scale modeler cleaning track. With stainless steel, cleaning track becomes unnecessary. The large scale modeler is able to spend more time running trains.

About Stainless.

Stainless steel is an alloy based in iron with a minimum of 10.5% chromium and less than 1% carbon content. An alloy is the combination of one or more materials to create a new material having the characteristics of the source materials. Other materials may also be present in the stainless steel alloy. These include metals like nickel and manganese, and trace amounts of silicon, sulfur and molybdenum.

Due to the chromium content, an invisible surface film is created. The surface film gives stainless steel its resistance to corrosion. The non-rusting characteristic that is coveted by large scale modelers. The presence of other materials like nickel helps to improve the cleanliness of the stainless steel. Dirt is less likely to adhere to the surface of stainless steel adding to its suitability for large scale track.

It has now been over 5 years since we started producing a full line of Stainless Steel Track. At the time many questioned the practicality of stainless steel track. After all, stainless steel did not conduct electricity as well as brass, it was tried in HO scale and did not work and was not popular in O-Gauge. Above all, people expressed concerns about the additional costs stainless steel and that it was difficult to work with.

Well, over the past 5 years Aristo-Craft Stainless Steel Track has proven its critics wrong. Stainless steel's many advantages have demonstrated they significantly outweigh initial concerns including conductivity and additional cost. Over the past 5 years stainless steel track has been extremely successful. Today, Aristo-Craft





Stainless versus brass.

Before Aristo-Craft's introduction of stainless steel track, the most popular metal used for large-scale track is brass. Brass is an alloy made of copper and zinc. Brass track was once popular in the smaller scales like HO and N. However, in the early 1980's nickel silver track began to replace brass track. Once the advantages of nickel silver became apparent to modelers in HO and N scale nickel silver dominated. Now, many manufactures of brass track in HO and N scale are discontinuing the line. Stainless steel has replaced brass for outdoor railroading like nickel silver replace brass in HO and N scale.

Stainless steel, like nickel silver of the smaller scales has many advantages over brass. Stainless steel is less susceptible to dirt then brass. Where dirt adheres to brass, it does not adhere to stainless steel.

In the outdoor environment of many large scale railroads, soil from the surrounding area tends to get on the rails. Soil will adhere to brass. Soil does not conduct electricity

well. Soil is less likely to adhere to stainless steel. For the most part, soil merely falls off.

Moisture has an effect on track. When brass track becomes wet, it tends to loose its electrical conductivity, can corrode, and dirt builds on the surface. Moisture has less effect on stainless steel. Stainless steel does not loose electrical conductivity. Corrosion does not occur and dirt does not build on the surface of the stainless steel rail.

Wear from locomotive and car wheels fall off of stainless steel rail. On brass rail, wear from locomotive and car wheels stay on the head of the rail. This reduces conductivity. Performance of locomotives and cars that receive power from the rails is reduced.

Both brass and stainless steel will oxidize. However there is a vast difference in the effects of the oxidization of the two metals. When brass oxidizes, it looses its electrical conductivity. When stainless steel oxidizes, electrical conductivity is not lost.

Five years ago when we introduced stainless steel track, there were claims from others of the virtues of "virgin brass". Perhaps those that made the claim were concerned about the impact of our stainless steel track. To this day we cannot compare stainless steel to virgin brass. In truth there is no such thing as virgin brass. Using the term "virgin brass" suggests that the brass comes straight from the brass mine. Brass like stainless steel is an alloy. There are no brass mines.

Stainless versus Nickel silver.

Nickel silver is brass with around 12% nickel added. The presence of nickel is what gives nickel silver track the characteristics that made it so popular with hobbyists in HO and N scale. Nickel silver has superior electrical conductivity characteristics to brass. It stays cleaner, does not loose conductivity do to oxidization, and is far easier to work with.

However, these advantages in HO and N scale do not translate well into large scale. Nickel silver has many of the same characteristics as brass in the outdoor

environment of many large-scale railroads. Nickel silver suffers from many of the same dirt problems that brass does. Dirt and soil adheres to nickel silver.

Furthermore, do to being composed mostly of brass nickel silver will tarnish. This is particularly apparent outdoors. After a healthy does of snow or rain, nickel silver track will need to be cleaned just like brass. Stainless steel can withstand snow or rain without the need for cleaning.

Stainless Versus Stainless.

Not all stainless steel is created equal. There are different grades for different purposes. Depending on the intended use of the stainless steel, differing amounts of materials are used. Some stainless steel has higher chromium content than others. The level of carbon in the stainless steel is another factor. Other materials like nickel or silicon affects the characteristics of stainless steel.

Likewise, there are different grades of stainless steel used for large scale track. Typically, other manufacturers of stainless steel track use AISI type 430 stainless steel. We have selected AISI type 304 stainless steel.

Stainless versus price.

Stainless steel track has a higher selling price than brass track. M.S.R.P. is about 15% more for stainless steel track than the M.S.R.P. for brass track. This is not necessarily do to the cost of the metal. The difference in price is related to the cost of production of the rail itself. Because of the nature of the metals, stainless steel requires additional manufacturing effort. Thereby increasing the cost of the track.

Stainless Steel and Wheels.

There have been reports of stainless steel track causing excessive ware on the wheels of locomotives and cars. It is claimed that



Aristo-Craft Stainless Steel Track Rolling machine

because stainless steel is hard, wheels wore out faster than wheels run on brass track. In testing these claims could not be replicated. Testing included two similar loops of track, one of stainless steel the second of brass track and similar locomotives and cars, Dash-9's and Evans Boxcars. After several hundred hours of testing, there was no appreciable difference between the wheels of the locomotives and cars run on the stainless steel track and locomotives and cars run on the brass track.

Stainless Steel and Train Performance.

It has been observed that train performance is better on stainless steel than brass track on powered rail. Locomotives run faster, smoke units operate better, and lighting in cars work better on stainless steel track than on brass. This phenomenon was observed by people who were mixing brass and stainless steel track. They noticed that when the train transitioned from the brass track to the stainless steel track, it would perform better. When the train would transition back to the brass track, the performance of the train would diminish. The phenomenon occurred regardless of the location of track power pickups.

There is truth to the phenomenon of improved train performance on stainless steel track. It is the result of the differences in oxidization properties of stainless steel and brass. Oxidization of brass inhibits electrical conductivity while oxidization of stainless steel does not. Because oxidization does not inhibit electrical conductivity of stainless steel, locomotives and cars have electrical power transferred to them more easily resulting in better train performance.

Conclusion

Finally, the silvery color is far more scale looking than brass, so the realism factor jumps tremendously.

Silver color, nonmagnetic, good conductor, no oxidation and no cleaning make stainless steel the logical choice for garden railroading. We will supply stainless steel track in all of our straight track sizes, curve track diameters, switch sizes, crossings and all other track components.

Is the additional cost of stainless steel track worth it? Well to know, ask anybody who uses stainless steel. Or try stainless steel track for yourself. See the virtues for yourself. See if you want to think stainless!

Stainless Steel - Physical Properties and Composition (by percentage)

| AISI Type | 302 | 304-OURS | 316 | 420 | 430-OTHERS | 440-C |
|-----------------|---|---|--|--|---|---|
| Chrome | 17 - 19 | 18 - 20 | 16 - 18 | 12 - 14 | 16 - 18 | 16 - 18 |
| Carbon | .15 max | .08 max | .08 max | .15 min | .12 max | .95 - 1.2 |
| Nickel | 8 - 10 | 8 - 10.5 | 10 - 14 | — | — | — |
| Manganese | 2 max | 2 max | 2 max | 1 max | 1 max | 1 max |
| Silicon | 1 max | 1 max | 1 max | 1 max | 1 max | 1 max |
| Phosphorous | .045 max | .045 max | .045 max | .0450 max | .040 max | .040 max |
| Suphur | .03 max | .03 max | .03 max | .03 max | .03 max | .03 max |
| Molybdenum | — | — | 2 - 3 | — | — | .75 max |
| Hardness | N/A | N/A | N/A | RC 48 min | N/A | RC 58 min |
| Characteristics | Slightly Magnetic Austenitic Good corrosion resistance Retains tensile strength at high temperatures | Slightly Magnetic Austenitic Good corrosion resistance Retains tensile strength at high temperatures | Non-Magnetic Austenitic Excellent corrosion resistance Higher tensile strength than 302 | Magnetic Hardenable Fair corrosion resistance | Magnetic Ferritic Fair to good corrosion resistance | Magnetic Hardenable, Ferritic Fair corrosion resistance |
| General Usage | Dispenser valve balls | Dispenser valve balls | Dispenser valve balls | Balls requiring a combination of hardness and corrosion resistance | Cosmetic, nail polish and dispenser pumps | Bearing balls |

Properties of various types of Stainless Steel. AISI Type 304 is highlighted.

R/C, DCC AND BATTERIES FOR ARISTO-CRAFT AND OTHER G45 TRAINS FOR 2007

By Lewis Polk



Laying track outside leaves you at the mercy of Mother Nature with high Summer temperatures and cold Winters with ground heaving. It's nearly impossible to have a perfect track outdoors without constant maintenance. Keeping the track conductive requires high maintenance in cleaning and checking connections for conductive continuity on a regular basis. Do you want to spend time maintaining your layout or running trains? The answer is obvious and the solution is as well. Battery operation controlled by through the air DC is the answer to these problems. Depending on where you live the problem is more or less, but affects all users in some way. DCC operation through the track is another solution, but again mostly dependent on good conductive track and a solid roadbed. There is also always a current drop as well to contend with in G Gauge locos, which makes the trains run slower than is prototypical.


Aristo-Craft will support all methods of operation, but we are recommending the battery/RC method as the most practical for easy running with less maintenance. Virtually, every locomotive made by Aristo-Craft Trains for the past 5 years has a battery plug attached to the front and rear of each locomotive for easy attachment to a trailing car equipped with batteries and a radio control receiver. Our special wiring to a metal wheel on the car provides ground plane avoidance and thus extending the range of the radio transmitter transmission searching for the receiver antenna that is

hidden by the antenna close to the ground. The rail of the track then helps to become the ground for the signal and is a many times more effective than a thin piece of receiver wire that's a few inches from the ground.

Aristo-Craft is offering a finished car complete with the antenna, ground plane wire, metal wheel axle, receiver and battery already installed and will optionally include a battery charger is you don't have one already. Aristo-Craft Trains also sells a Y connector for two batteries and thus can double the running time from the standard pack. We use Lithium Ion batteries in a pack with 6 cells and each cell is protected separately by a circuit board during charging. Lithium Ion provides the best power to weight option and our pack provides 21 volts at 2 amps and two packs extends that life time by providing 4 amps, but still 21 volts. The battery will provide power for the trains and the remote control receiver simultaneously and the battery is easily replaceable through the door of the stock car where it's installed.

We chose a stock car as the venting for heat dissipation is automatic and thus, no fan is required.

The battery recharge time is about 4 hours, so we recommend that spares are kept charging and on hand when the batteries in use run out. The battery pack's themselves are held in place on the car floor by double-sided Velcro and are pulled off the car floor when exchange is required. The receiver board is attached in a similar manner and need never be removed other than for servicing. The car features a plug on one end to plug into the locomotive and it provides power to the locomotive with all of the features normally available from a power pack that had to be in a fixed position as is the user of this type of device. The current CRE-55470 hand held transmitter can control up to 100 locomotives on the same track or adjoining tracks and can simultaneously operate accessories such as switches or sound devices installed in the locomotive.



ART-55496 Battery Car

CRE55470 Train Engineer

The image displays two electronic components against a blue background. On the left is a black, rectangular Lithium Battery Pack. It has two wires (red and black) extending from its top, which are connected to a small, clear plastic connector. The text on the battery pack reads: "LITHIUM BATTERY PACK", "CRE-55610", "21.6 VOLTS 2AMP", and "POLAR ELECTRONIC COMPONENTS INC. HUNTSVILLE, ALA. 35894". On the right is a black, rectangular Power Supply. It has two wires (red and black) extending from its top, which are connected to a small, clear plastic connector. The text on the power supply reads: "POWER SUPPLY", "CRE-55610", "FOR CRE-55610 USE", "POLAR ELECTRONIC COMPONENTS INC.", "HUNTSVILLE, ALA. 35894", and "HUNTSVILLE, ALA. 35894".

Our new 900 mhz RCC onboard system CRE55700 will allow the use of NMRA DCC standardized signals through the airwaves without the worry about clean track as the signal will go directly to the onboard decoder as a radio wave.. This can be run on battery power or track power, since the signal is coming through the air waves and not through the track and thus offers the most choices possible of any similar system on the market. I'm attaching

Ease of use and reliability are the hallmarks with the Crest R/C system that has been a market leader for more than 10 years now. It's reliable, easier to use than most and affordable. Our industry leading service, repair and 5 year warranty mean that investing in an Aristo-Craft Train / Crest R/C product will give you a good return on your investment in our products.

Engineering Drawing
900 MHZ Train Engineer

MEET HARRY!



Not being big on long-winded or verbose introductions, let me briefly introduce Harry Hartman. Harry is taking over the difficult job of Large Scale Show Manager. Harry is replacing Ron Wenger who has retired. I firmly suspect Ron "volunteered" Harry for the job, when Ron came to the office with Harry to familiarize him to the job, Harry appeared to be favoring an arm.

Regardless if Harry volunteered or Ron volunteered Harry, he has filled some very large shoes and is doing a fine job as the Large Scale Show Manager. In addition to being show manager, Harry has volunteered to provide what will hopefully become a regular column in the Insider. Being Harry knows the difference between "their" and "they're", it makes my job editing the Insider a pleasure. So Meet Harry and Harry's Happenings.

Mike

I just finished re-reading the previous issue of the INSIDER and was reading Ron's Ramblings and after reading it, I said OMG, that was his last regular issue of his Ramblings and that he said everyone needs to get to know Harry. I think I emailed Ron right away and said something about "Is it time for me to write?" He said yes. I then emailed Lewis and he said I should write something about the shows, again I said OMG. I figured I would check with TATE and see what he had to say to me. I did another OMG, as TATE also said it was time for me to write. It seemed like 50 zillion questions were running through my head. "What do I write about?", "What do I call my column?" Ron had a name for his column that seem to "flow" together nicely. I remember a few issues ago, TATE was looking for a title for his column. After much thought, the first thing I came up with was a title for my column. Not as fancy as Ron's but I think it will work. "**Harry's Happenings**" We can cover many things with that title. What's happening last week (past), what's happening today (present), and what will happen tomorrow (future).

By the time you read this, they Christmas rush will be over and we will be looking into the NEW YEAR! 2007 Wow, where has the time gone. 2006 was a great year for me. A lot of changes took place in my life. I retired from 33 years of teaching school. I enjoyed my job as a middle school math teacher. I brought trains into the lessons as much as I could as Scale models, hobbies, traditions, and FUN! Many of the 33 years of teaching I had trains running under, around, behind, and in front of student's desks. One of the most exciting times in 2006 was the day I went to pick up my B & O Mallet.

Ron and TATE were there to share my excitement that day. When I got home and opened the boxes to hold my B & O Mallet in my hands for the first time, was almost like a Christmas morning present opening. (The above picture is me at my picnic table just after opening MY Mallet. I believe you can see the excitement, in my face, that I had opening the box for the first time.

In the year of 2006 I was asked to take over the helm of the ECLSTS and the SELSTS. I have worked with Ron and Sue Wenger for the previous 3 years as a worker at the shows. After giving it a lot of thought I agreed to run the two shows. I knew some of what I was getting into but over the past several months, I have found out more of what Ron and Sue went through to put on those GREAT Shows! A lot of the ground works were already in place for the 2007 shows when I took over. Kathy and I want to use the success that is already there and then try some new things to see if we can get the show to grow even more.

This year we have tried some different advertising techniques. Several of the vendors have agreed to take show flyers and place them in every mail order that leaves their store. Others have agreed to take show flyers with them to other shows they attend and pass the flyers out announcing our shows.

The SELSTS in Perry, Georgia will be held on February 16th & 17th. This show will be in a LARGER/NEWER Building than last year. The SELSTS will be located in the Miller-Murphy-Howard Building. You will not have to leave the building for anything except take your armful of goodies to your car. The seminars and the Banquet will be in the same building this year. We will have the 4 clubs returning with their fantastic displays. I have heard from each of the clubs and each of them have discussed changes and/or improvements to their displays for this year's show. The Emerald Coast Garden Railroad Society has invited the Tampa group to join their display this year.

We will have one new layout for the SELSTS. Ric Golding will be bringing their "Timesaver" to the SELSTS. We will have some new vendors at this year's show and many of the ones that were there last year have returned.

We are going to try something new at the SELSTS. There will be a Railway Gardener's Booth that you can stop by and ask your gardening questions. From the information that I have seen going between this group, I would say that most of your Railway Gardening questions could be answered at this booth. So if you have Railway Gardening questions, bring them along and see if you can get an answer to your questions.

The ECLSTS will be 10 year old this year. I had my first introduction to Large Scale Trains at the ECLSTS about 7 years ago and have been glad I went. I have spoken with many of you that were there at the first



Miller-Murphy-Howard Building, SELSTS Perry, Georgia

one. You tell me "what it was like, in the beginning" and how much bigger it has grown. As in the past, many of the vendors have returned and we will have some new vendors with their products for you to look over. If you have a friend that has not been to one of these shows and you see them smiling every time you start up your trains, invite them to come with you to one of the shows.

We are still looking for some people to present a seminar at both shows. If you have a topic and would like to share it with others, contact us at jjproductions@atlanticbb.net and we will try to fit you into the schedule. If you are a vendor or know of a vendor that would like to have a booth at either show, contact JJ Productions at the above mentioned email address or phone number 908-361-2117 to see if we can fit them into the show. Our US Postal address is JJ Productions, P. O. Box 142, Ridgeley, WV 26753.

Both shows are shaping up to be the kind of Large Scale Train Shows you have enjoyed over the past years. This year will be a new, learning, and exciting experience for Kathy and I. We are looking forward to seeing old friends again and meeting new friends at this years shows. I hope you can make it to one, if not both of the shows. The dates for the shows are.... SELSTS in Perry, Georgia will be held on February 16th & 17th, 2007. The ECLSTS in York, Pennsylvania will be held on March 30th and 31st, 2007.

Harry

WANTED! LARGESCALE TRAIN ENTHUSIAST!

The SELSTS is going to be held on Feb 16 and 17 in the larger Miller, Murphy, Howard Building at the Georgia National Fair and Ag Center in Perry, GA.

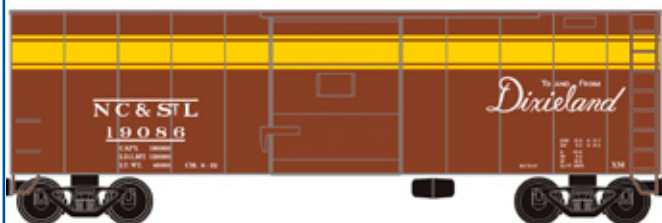
The ECLSTS is going to be held March 30 and 31 at the York Fairgrounds in York, PA.

ECLSTS Show Hotel: The show hotel for the 2007 ECLSTS will be the York Holiday Inn Express. Contact information will be made at a later date. For the 2007 show a special link will be set up so that you may reach the show hotel from the new show web site or the Aristo Craft Web Site.

2007

LARGE SCALE TRAIN SHOWS

SOUTH EAST LARGE SCALE TRAIN SHOW



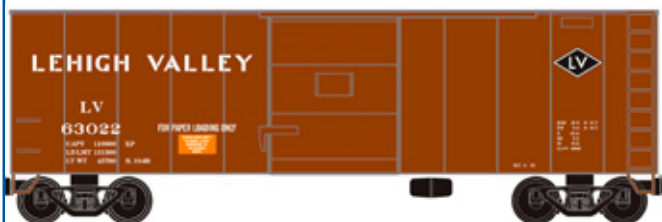
LOCATION: Georgia National Fair Grounds
Perry, GA

DATES: February 16 & 17 2007

TIMES: Fri. 9:00 AM - 8:00 PM
Sat. 9:00 AM - 4:00 PM

SHOW LOCO: Louisville & Nashville FA-1
SHOW CAR: Nashville, Chattanooga & St. Louis
40' Steel Boxcar

EAST COAST LARGE SCALE TRAIN SHOW



LOCATION: York Fairgrounds
York, PA

DATES: March 30 & 31 2007

TIMES: Fri. 9:00 AM - 8:00 PM
Sat. 9:00 AM - 4:00 PM

SHOW LOCO: Lehigh Valley RS-3
SHOW CAR: Lehigh Valley
40' Steel Boxcar

Visit www.largescaletrainshows.com for Show information

- Multitude of Dealers
- Host of Manufacturers
- Operating Layouts
- Garden Railroad Clubs
- Seminars
- And much more!

Call: 908-361-2117

9-5 Mon-Fri East Coast Time

Email: jjproductions@atlanticbb.net

JJ Productions, PO box 142

Ridgeley, WV 26753

ADMISSION:

\$10.00 per day Children under 12 free
2 Day Pass Available \$18.00
2 Day Group (Club) Rates Available
\$15.00 for 25 or more tickets when purchased in advance

SHOW LOCO & CAR PRICES:

LOCOMOTIVES \$125.00

FREIGHT CARS \$45.00

Locomotives will have 2 road numbers

Freight cars will have 4 road numbers and metal wheels.

Locomotives & Cars must be purchased at show no advanced purchases

DEALERS WANTED!

POLK'S PRONOUNCEMENTS . . .

Starter Sets and Aristo-craft Trains for 2007



Do starter sets bring in new customers to G Gauge? Yes, if the product works well and represents the kind of experience that will follow as a person expands into a hobbyist. The Christmas tree train set is the one item that makes G Gauge trains a conscious part of a family's holiday experience, so we need to put our best foot forward when offering starter sets.

Aristo-Craft has made a deliberate decision to make our starter sets the very best product we can without any thought to the price. We know that price is important in the buyer's purchasing habits when in a store, but will they continue on as a year-round hobbyist and expand their purchases during the year. We believe that the price of the starter set will be multiplied three times in expansion products if the customer is satisfied with the set experience.

To bolster this belief we have put the very best products we can make into our sets. The 0-4-0 steam loco is being upgraded in 2007 to include our prime mover gear sets and our prime mover smoke system, so this set will be a great value and lot's of fun even after the Christmas holiday is over. Our Lil' Critter set already has our FA-1 drive system and is a true work horse that runs and runs with little maintenance and stays on the track with it's deep flanges.

We really upped the ante when we added our Train Engineer to control the trains, which are far more fun than running trains anchored to a power pack. Just watch children gravitate to the Train Engineer hand controller when given a choice. Our Train Engineer also keeps young children away from direct contact with the power pack and thus eliminates the need for adult supervision. Our wall power supply is U.L. listed and we can supply it for any country in the world.

Our passenger set has our gorgeous Sierra cars and with our new collets pickup, they roll freely and do not cause a high drain on the power pack. This is a set that appeals to the entire family with it's gingerbread type of detail and with the detailed interior.

Our packaging has been re-made to show the trains in operation and with a bright red color, carrying handle and each comes packed in it's own shipping carton to make sure the sets arrive in pristine, factory fresh condition.

All in all, we care about our set presentation and have tried to make it the set of choice for retailers as we have a large line of add on 20' cars and low cost pre-assembled buildings along with our track expansion capabilities.

Please make Aristo-Craft trains sets a part of your store's purchasing plans for 2007. We are telling you this now, when set sales are still fresh in your mind from the 2006 experience.

THE ARISTO-CRAFT CREST EVEREST POWER SUPPLY 24V 15 AMPS CRE55468




We have done brilliantly with our ELITE CRE55465 Switching Power Supply, but we know that we live in the era of DCC and DCC Sound Boards. We wanted to offer more power for those users and wanted to

continue the switching power concept. The Everest does just that. At 24V and 15 AMPS we have reached the top of the power curve for most consumer electronics and Aristo-Craft Trains builds it equipment to perform within this limit. Any more and we're selling welding torch level equipment.

Electronic and motor efficiency are totally different if you exceed these limits, so that's why we're calling this one the Everest or our peak performance unit. It's built to lab level quality and is above and beyond normal consumer level products. This is for the top level G45 hobbyist and will be the equal of the super locomotives now on the market. It still requires either our Train Engineer or 5401 Controller to allow it to perform.

ARISTO-CRAFT RAIL CLAMPS



We're also making rail clamps for our rail. These rail clamps are lower cost than others on the market and allow you to make better use of our rail that does not come pre-drilled for standard rail joiners. This is a product that you should put on your staple list. It's a product we have taken over from the now retired Walt Schwarz of Istra the source of our rail bender. He recommended we keep the rail clamps alive. The rail clamps are stock #'s ART11930 brass rail clamp, 11940 plated rail clamp for stainless steel track, and 11950 wire lugs for electrical connections. Please give them a try.

UNION PACIFIC REVOKES LICENSING FEE FOR 2007

Thanks to MTH and Mike Wolf's actions in a lawsuit initiated by the Union Pacific, UP has revoked its royalty fee, though keeping the licensing approval aspect of their contracts. We are obligated to pay through 2006, but we are changing our pricing to eliminate our surcharge on UP products in 2007.

*All the best in the New Year,
Lewis Polk*

The 2007 Aristo-Craft Railroad Club

CONTINUE YOUR LIMITED EDITION COLLECTION OF ARISTO-CRAFT TRAINS WITH THE 2007 CLUB CSX & BNSF 100 Ton Coal Hoppers



MEMBERSHIP INCLUDES...

- COLLECTOR EDITIONS OF ARISTO-CRAFT TRAINS AVAILABLE FOR EXCLUSIVE MEMBERSHIP PRICES AT OUR ON-LINE STORE www.aristocrafttrainstore.com.
- A SPECIAL MEMBERSHIP CERTIFICATE AND CARD WITH A SPECIFIC NUMBER ASSIGNED ONLY TO YOU.
- A YEAR'S SUBSCRIPTION TO THE "INSIDER" E-MAIL (INTERNET) NEWSLETTER, CONTAINING INFO ON ARISTO-CRAFT TRAINS AND ADVANCE INFORMATION ON NEW ARRIVALS AND IN STOCK ITEMS.
- NEW CATALOGS, PRICE LISTS, AND FLYERS AS AVAILABLE.
- PROMOTIONAL OFFERINGS AS AVAILABLE.

TERMS

ARISTO-CRAFT RAILROAD CLUB MEMBERSHIP DOES NOT ALLOW YOU TO PURCHASE ANY ARISTO-CRAFT TRAINS PRODUCT LINE DIRECT OR FROM ANY AUTHORIZED ARISTO-CRAFT TRAINS' WHOLESALERS.

ARISTO-CRAFT RAILROAD CLUB MEMBERSHIP IS FOR CALENDAR YEAR 2007 AND EXPIRES 12/31/2007 REGARDLESS OF YOUR SIGN UP DATE OR RENEWAL. MEMBERSHIP DUES ARE SUBJECT TO CHANGE FOR FUTURE ENROLLMENT YEAR. YOUR NUMBER IS ASSIGNED PERMANENTLY WITH THE YEAR APPENDED TO THE NUMBER WITH RENEWAL.

MEMBERSHIPS ARE NON-VOTING.

PLEASE ALLOW 6-8 WEEKS FOR PROCESSING OF MEMBERSHIP.

2007 Club Models expected mid year 2007

You Can't Get These Great Items Unless You're An "Insider!"

Join the most exclusive club in Large-Scale Model Railroad by becoming an "Insider" member in the Aristo-Craft Railroad Club!

With your \$25.00 2007 Aristo-Craft Railroad Club membership, you can order specially priced models directly from Aristo-Craft. This year, we are offering the 100-ton Coal Hoppers in CSX and BNSF. Each version will come in six different road numbers, with CSX hoppers having three road numbers with the CSXT reporting mark and three road numbers with the NYC reporting mark.

Join the Aristo-Craft Railroad Club Today and start enjoying the benefits of membership!

Photocopies of this page are acceptable

**CHARGE CARD ORDERS ONLY, ACTUAL SHIPPING COSTS WILL BE ADDED TO TOTAL PRICE
N.J. RESIDENTS, PLEASE ADD 7% SALES TAX**

ARISTO-CRAFT RAILROAD CLUB 2007 APPLICATION FORM (PLEASE PRINT)

NAME _____

PH# (____) _____ E-Mail _____

ADDRESS _____

CITY/STATE/ZIP _____

CREDIT CARD # _____ EXP. _____

PLEASE CHECK ONE: _____ NEW MEMBERSHIP
_____ RENEWAL

FOR CURRENT CLUB MEMBERS ONLY: Membership # _____
Change of Address? Yes _____ No _____

MAIL TO: ARISTO-CRAFT 2007 RR CLUB
POLK'S MODEL CRAFT HOBBIES
698 S. 21st Street, Irvington, NJ 07111-4109

CHOOSE YOUR CLUB MODELS HERE!

Or Order via www.aristocrafttrainstore.com

| | | |
|--|----------|----------|
| 1 2007 ARISTO-CRAFT RAILROAD CLUB MEMBERSHIP | \$25.00 | \$25.00 |
| CSX 100-Ton Coal Hoppers All 6 road numbers | \$250.00 | \$ _____ |
| CSX 100-Ton Coal Hopper CSXT 833001 | \$50.00 | \$ _____ |
| CSX 100-Ton Coal Hopper CSXT 833017 | \$50.00 | \$ _____ |
| CSX 100-Ton Coal Hopper CSXT 833025 | \$50.00 | \$ _____ |
| CSX 100-Ton Coal Hopper NYC 481999 | \$50.00 | \$ _____ |
| CSX 100-Ton Coal Hopper NYC 484420 | \$50.00 | \$ _____ |
| CSX 100-Ton Coal Hopper NYC 489708 | \$50.00 | \$ _____ |
| BNSF 100-Ton Coal Hoppers All 6 road numbers | \$250.00 | \$ _____ |
| BNSF 100-Ton Coal Hopper BNSF 652233 | \$50.00 | \$ _____ |
| BNSF 100-Ton Coal Hopper BNSF 652237 | \$50.00 | \$ _____ |
| BNSF 100-Ton Coal Hopper BNSF 652245 | \$50.00 | \$ _____ |
| BNSF 100-Ton Coal Hopper BNSF 652264 | \$50.00 | \$ _____ |
| BNSF 100-Ton Coal Hopper BNSF 652272 | \$50.00 | \$ _____ |
| BNSF 100-Ton Coal Hopper BNSF 652293 | \$50.00 | \$ _____ |
| ART29111D Metal Wheels for Hopper (4 wheel sets) | \$18.50 | \$ _____ |
| Coal Load for Hopper | \$18.50 | \$ _____ |
| Total | | \$ _____ |

Charge card orders only. Actual shipping costs will be added to total price.

TATE's Blog

TATE
The Aristo-Craft Train Engineer

Taking Inventory

This is generally the time of year when everyone is taking inventory of one thing or another. Allan and John, and just about everyone else who isn't tied to a desk in the office, are going to embark on their annual "climb through the shelves" to inventory all of our product in the warehouse. It's a fun exercise ... well, not really. But it needs to be done. So does an inventory of all of your garden railroad stuff.

If you haven't taken an inventory of your trains, accessories, and related junkie, it's a really great exercise. You can start with a blank Excel spreadsheet. It doesn't have to be anything fancy, and you don't have to be an Excel wiz, but you do need a bit of patience and some persistence, because you won't do your inventory in one sitting.

Here are some ideas on how to create your own inventory spreadsheet.

Open up MS Excel and you'll see a blank spreadsheet with a number of tabs along the bottom called "Sheet 1, Sheet 2, Sheet 3". Somebody at MS must have known we'd be starting out with three workbooks, but they named them wrong! Put your cursor over the first tab, right click, select "Rename" from the pop-up menu and the tab will turn black. Once that happens just go ahead and type in the new name, "Home". This workbook will be the home page for your inventory.

It's easy to put your favorite picture in the middle of the page. Just put your cursor

in a cell at the center of your screen and go up to the top of the window and find the Insert command. Click on it and a menu will drop down. There are menus at almost every click! Look for the "Picture" command. Click it and you'll be prompted with another menu. Select "from File" and you'll be taken to a window that will let you search your computer for the picture you

want. Once you've found the picture, just click on it and then on "insert" and wha-la ... the picture is in your spreadsheet. You can resize the picture by clicking on it and grabbing one of the corner buttons with your cursor and dragging it diagonally outwards ... pushing it diagonally inwards will make the photo smaller. You can make the picture a hyperlink to your favorite website by clicking on it once and then selecting the "world over a chain-link" icon on the top of the page. That will get you ... guess what ... another window where you can add in the HTTP:// address you want to link to. Simple! No?

You can even make your tabs different colors just by right clicking on the tab and choosing "tab color" from the ... yup ... menu.

Figure 1 shows a sample of a simple Home Page I created in Excel for my inventory.

If you've followed along this far, the scary part is over. From here on in, it's just a matter of setting up some data entry fields and adding the data ... and pictures if you want them.

Click on the "Locomotive" tab that you created and you'll be presented an empty spreadsheet. It's made up of Rows (across) and Columns (up & down). Each Row has a number and each Column has a letter. You'll probably want to use the Columns for consistent data fields, and the Rows to identify the data for a given item.

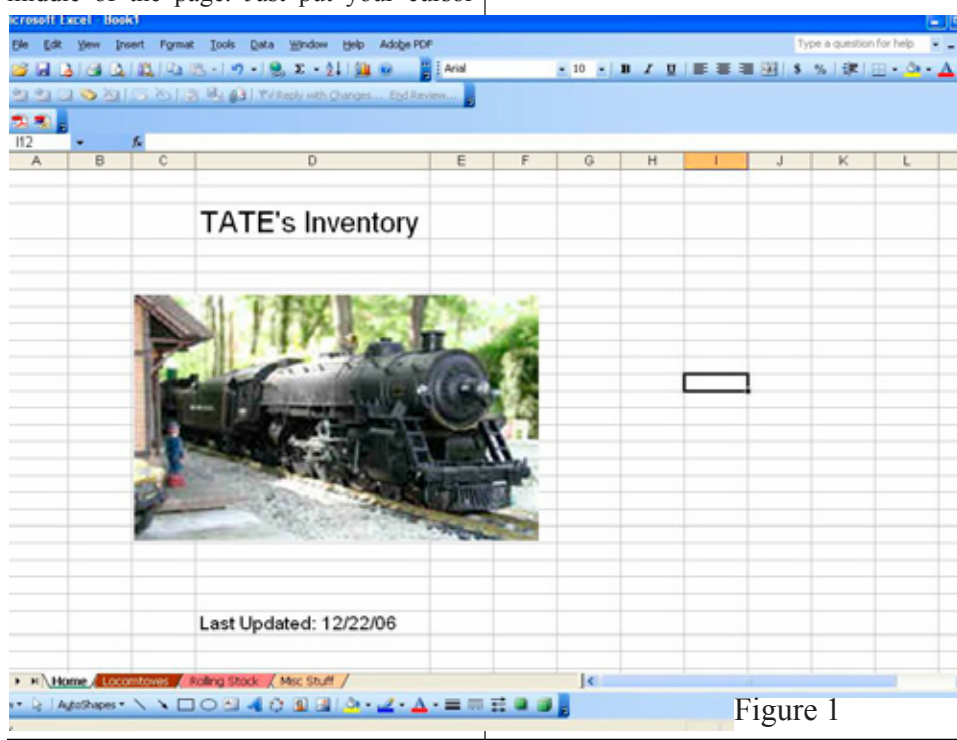
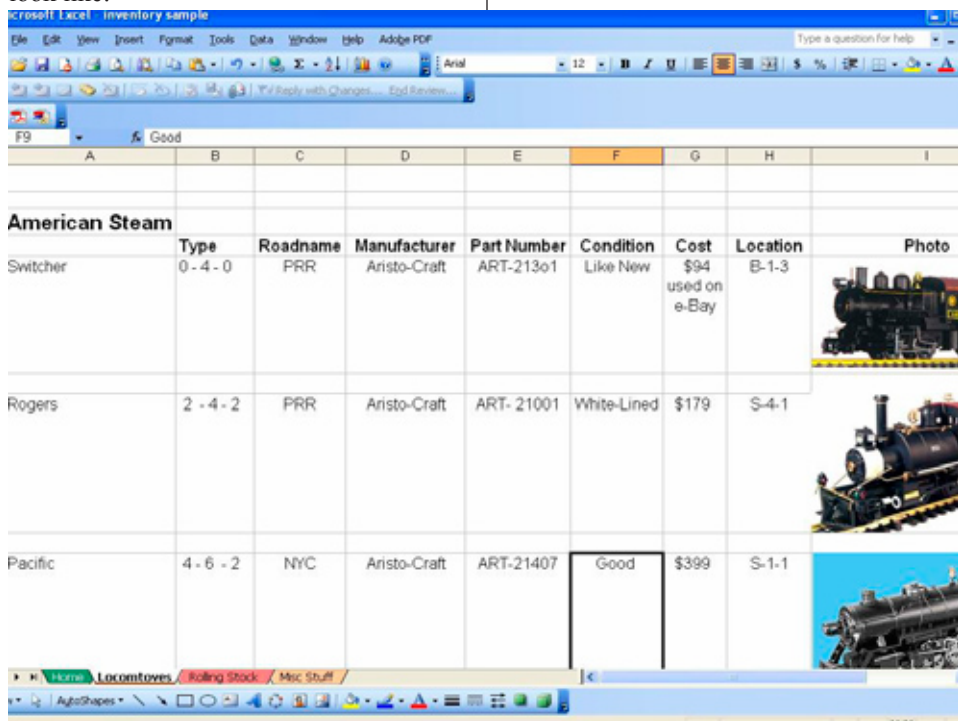


Figure 1




Let's give it a try.

In Row 3, Column A, put the words "American Steam" (This is because some of you will be adding a section for "Euro Steam" later on ... I know, I know ... not everyone is as loyal to Aristo Red & Yellow as I am!) Just put your cursor over that cell, left click and it will be highlighted, then just type. Now skip down to Row # 4 and in the B Column put the word "Type". In Column C put the word "Manufacturer". In Column D, put the word "Part Number". Keep adding Column headings until you've included all of the info you want to capture about an item. You might want to have a column for "Condition", "Cost" (what you paid for it), "Location" (if you're soooooo organized that you have a shelf-space slotting system) and then don't forget to have a column for "Photo". If you have digital photos of your loco, you can put it here.

Once you've set it up, here's what it might look like:



The screenshot shows a Microsoft Excel spreadsheet titled "Inventory sample". The spreadsheet has columns A through I. Column A contains the name of the locomotive, Column B contains the type, Column C contains the road name, Column D contains the manufacturer, Column E contains the part number, Column F contains the condition, Column G contains the cost, Column H contains the location, and Column I contains a photo of the locomotive. The data is as follows:

| American Steam | Type | Roadname | Manufacturer | Part Number | Condition | Cost | Location | Photo |
|----------------|-----------|----------|--------------|-------------|-------------|--------------------|----------|--|
| Switcher | 0 - 4 - 0 | PRR | Aristo-Craft | ART-21301 | Like New | \$94 used on e-Bay | B-1-3 |  |
| Rogers | 2 - 4 - 2 | PRR | Aristo-Craft | ART-21001 | White-Lined | \$179 | S-4-1 |  |
| Pacific | 4 - 6 - 2 | NYC | Aristo-Craft | ART-21407 | Good | \$399 | S-1-1 |  |

You can stretch any of the rows or columns to any size you need them to be by grabbing the dividing line (out in the light brown area) with your cursor and dragging them to the new size.

Don't be afraid of Excel ... play a little on a rainy day ... and you can have the inventory program you've been wanting. The joy of building it yourself is that it's exactly what you want it to be!

Try it, you'll be amazed by how much "stuff" you've acquired over the years, and I bet you'll even come up with some car or loco you don't even remember buying!

And don't forget to "SAVE" it every once and a while.



Enjoy Your Trains!

See the Aristo-Craft Display at These Upcoming Shows

(Subject to Change)

- Springfield Show

Amherst, MA

Public Show Jan 28-29, 2007

- South East Large Scale Train Show

Perry GA.

Public Show Feb. 16 & 17 2007

- East Coast Large Scale Train Show

York, PA

Public Show March 30 & 31 2007

- TCA, York Meet

York, PA

TCA Members Only April 19-21, 2007

- Big Train Show

Public Show June 02-03, 2007

- National Garden Railroad Show

Las Vegas, NV

June 27-30, 2007

New Items News & Editorial

By Mike
Hauptmann



HAPPY NEW YEAR!

Well another New Year is upon us. I am sure 2007 will be half over before I figure out where 2006 went. Then again it feels like it was just yesterday we were celebrating the new millennium.

Toys For Tots

A few weeks before Christmas Lewis, Navin, Ron & Sue Wenger, myself and the ever adorable bear TATE visited the Toys for Tots display in Bethlehem, PA. Every year Train Time (www.traintimeshow.com) a TV show dedicated to model railroading hosts a huge train display during the holiday season to benefit the Marine Corps Toys For Tots campaign.

Bob Metz, Kevin Yutz, Nelson Fogle and the rest of the group were great hosts. They even provided a great cake! See TATE cutting the cake? Thanks for the good time.

E-8 Update

While we were supposed to have the E-8's before Christmas, delivery has been delayed. Involving cosmetic issues, the locomotives were not made to our standards and sent back to the factory. The factory has found solutions will fix the issues and get the locomotives back to us. With luck the Santa Fe and Burlington locomotives will be here in the next month or two. The rest of the road names hopefully will be returned to us in the spring.

Keep in mind these were only cosmetic issues not mechanical. Cosmetic issues are appearance visual or noise while mechanical involves the proper operation of the locomotive. The locomotives operated and functioned properly.

There were two issues that caused us to reject the E-8 locomotives. The first involved the side frames of the locomotives. The side frames were warped. The warping was not only visually objectionable but also caused contact between the side frame and locomotive wheels resulting in an objectionable squealing noise. Again, this issue had no mechanical effect on the locomotives. The locomotives operated perfectly.

The second issue involved the long grilles on the sides of the locomotives. The grilles were bowing and not laying flat against the sides of the locomotives. This issue was



also resolved. A small modification to the grilles allows them to lay flat against the bodies.

There is an irony involving the Santa Fe and Burlington locomotives. Both of these models have "chromed" sides. The chroming process takes longer than the typical painting process resulting in the Santa Fe and Burlington locomotives being finished and shipped last. When the issues involving the side frames and grilles were discovered, the Santa Fe and Burlington locomotives were still at the factory. The locomotives are supposed to be the first to have the cosmetic issues fixed. If there are no unexpected delays, we should have the Santa Fe and Burlington locomotives by the end of February. The ironic result is the people who would have gotten their E-8 locomotive last will likely get them first.

Track Diagrams

In this issue of the Insider I have included Aristo-Craft Track diagrams. These plans are designed for use when creating track plans. Print out the diagrams and make copies. The diagrams are designed to be 1/2" to a 1" scale so watch your printer settings.

I placed the diagrams on the website with the Track section in the Catalog. After directing several people to the diagrams for layout planning I have received no negative feedback. Then again I have received no positive feedback either, so it ain't saying much.

Email Address Updates

I frequently get emails from people telling me their email address has changed. Usually there is nothing I can do.

It is typically pointless to tell me about your email address change. Ninety-nine percent of the time I can't change the email address

in the first place. We use a bulk email service for sending emails like the Insider and In-Stock/New Arrivals notices to our customers and dealers. The email service we use does not allow me to change an email address. Well it is not easy to change an email address. Therefore, you need to change your email address yourself.

When you change your email address, open one of the bulk emails we sent you like the Insider Newsletter notification. On the bottom of the email there is a link for changing your profile. Click on the link and follow the instructions for changing your email address. Be careful. At the bottom of the email there is also a link for removing yourself from the email list. Click on that link and you will no longer receive emails from us creating other headaches.

The reason for the difficulty for me to change your email address is part of the anti-spam features of the email service. The service is entirely permission based. Not do you have to accept continuing receiving the emails, hence the remove me link, but the administrator cannot change an email address. This effectively prevents the email service from being used to send spam. In order for me to change your email address I first have to remove your existing account then create a new account with your new email address. A very time consuming process. So please if you are changing your email address, don't send me an email. Instead click change your email address yourself by changing your profile.

Thanks and Happy New Year.

Mike

WHAT THE MODEL NUMBERS SIGNIFY

11XXX Model #s:
BRASS
Euro Style - 11 Ties Per Foot

20XXX Model #s:
STAINLESS STEEL
USA Style - 14 Ties Per Foot

30XXX Model #s:
BRASS
USA Style - 14 Ties Per Foot

SCALE: 1/2" = 1'

For High Quality diagrams visit
www.aristocraft.com/catalog/track/track_template.pdf

STRAIGHT TRACK



ART-11099/20195/30195
5FT.(12pcs per box)

ART-11097/20193/30193
4.5FT.(12pcs per box)

ART-11070/20090/30190
3FT.(12pcs per box)

ART-11060/20060/300600
2FT.(12pcs per box)

ART-11000/20030/300030
1FT.(12pcs per box)

ART-11001/20031/30031
1/2FT.(12pcs per box)

CURVE TRACK



ART-11820/20125/30125
20FT.DIAMETER(16pcs per box)

ART-11805/20130/30130
16.5FT.DIAMETER(16pcs per box)

ART-11804/20124/30124
15FT.DIAMETER(16pcs per box)

ART-11803/20123/30123
14FT.DIAMETER(16pcs per box)

ART-11802/20122/30122
12.5FT.DIAMETER(16pcs per box)

ART-11801/20121/30121
11.5FT.DIAMETER(16pcs per box)

ART-11800/20120/30120
10FT.DIAMETER(12pcs per box)

ART-11700/20117/30116
9FT.DIAMETER(12pcs per box)

ART-11600/20115/30115
8FT.DIAMETER(16pcs per box)

ART-11550/20112/30112
6.5FT.DIAMETER(12pcs per box)

ART-11500/20110/30110
5FT.DIAMETER(12pcs per box)

ART-11100/30100
4FT.DIAMETER(12pcs per box)

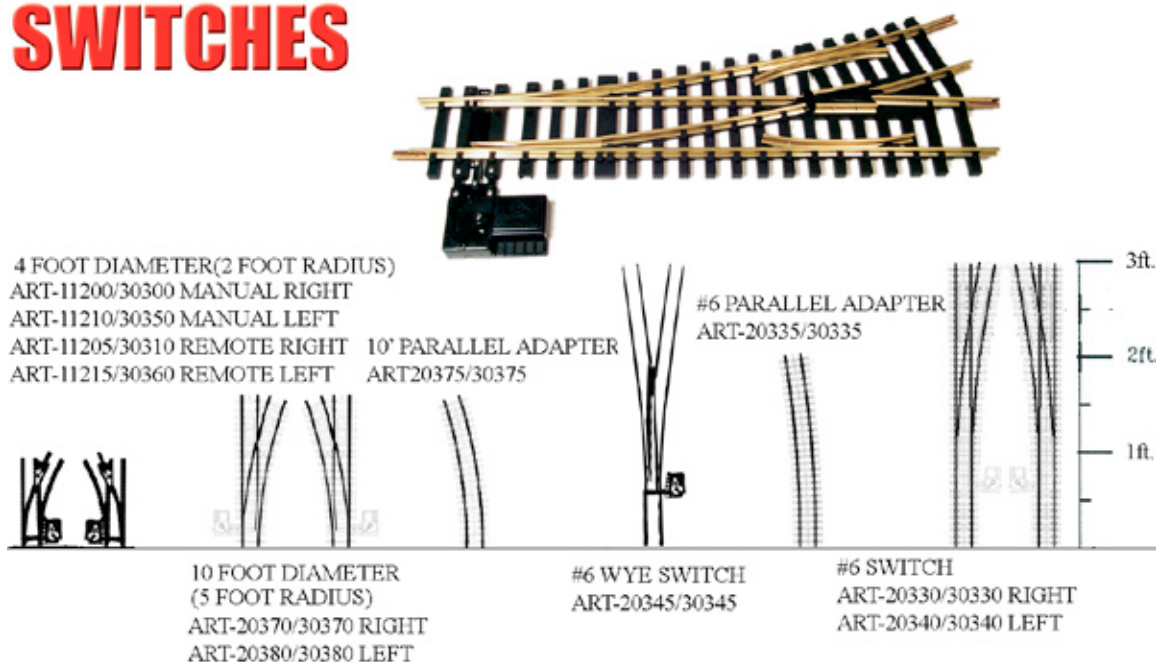
10ft. RADIUS

5ft. RADIUS

2ft. RADIUS

0

SWITCHES



CROSSINGS

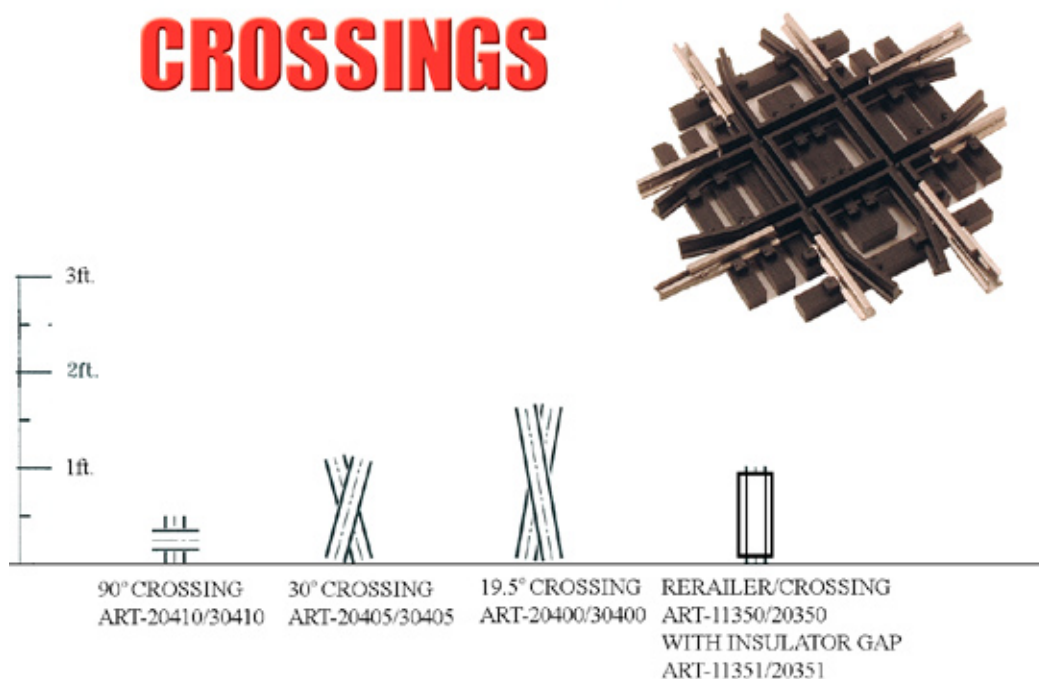
WHAT THE MODEL NUMBERS SIGNIFY

11XXX Model #s:
BRASS
Euro Style - 11 Ties Per Foot

20XXX Model #s:
STAINLESS STEEL
USA Style - 14 Ties Per Foot

30XXX Model #s:
BRASS
USA Style - 14 Ties Per Foot

SCALE: 1/2" = 1'



For High Quality diagrams visit
www.aristocraft.com/catalog/track/track_template.pdf

JANUARY/FEBRUARY TRACK SALE

Offer Valid in North America Only

1. Buy four (4) FULL Boxes of Aristo-Craft Brass or Stainless Steel Track and get a fifth box FREE of Brass or Stainless Steel Track of equal or average value! "Flex Rail" is included!
\$25.00 US \$75.00 Canada per box shipping and handling.
2. Buy four (4) 4' dia. or four (4) 10' dia or four (4) #6 Aristo-Craft Brass or Stainless Steel Switches and get a fifth Brass or Stainless Steel Switch FREE!
\$10.00 US \$30.00 Canada per box shipping and handling.
3. Buy four (4) Aristo-Craft ART-11350 or ART-20350 Rerailers and get a fifth Rerailer FREE!
\$10.00 US \$30.00 Canada per Rerailer shipping and handling.
4. Buy four (4) Aristo-Craft ART-11031 Bumpers and get a fifth Bumper FREE!
\$5.00 US \$15.00 Canada per bumper shipping and handling.
5. Buy four (4) Aristo-Craft 30 Degree or four (4) 19.5 Degree Crossings or four (4) 90 Degree Crossings and get a fifth Crossing FREE!
\$10.00 US \$30.00 Canada per crossing shipping and handling.
6. Buy 4 boxes of bulk pack ties in Euro (any combination of ART-11003B and ART-11103B) or American (any combination of ART-30033B and ART-30103B) and get a fifth box of bulk pack ties FREE!
\$10.00 US \$30.00 Canada per box of bulk pack ties shipping and handling.
7. Buy four (4) ART-11299 Remote Switch Machines and get a fifth FREE!
\$5.00 US \$15.00 Canada per Switch machine shipping and handling.

Offer Valid in North America Only!

INSTRUCTIONS:

MAIL ARISTO-CRAFT YOUR ORIGINAL ITEMIZED AND DATED RECEIPT, A NOTE WITH YOUR RETURN ADDRESS (NO PO BOXES) SPECIFYING WHICH ITEMS PURCHASED AND SHIPPING AND HANDLING FEE BY MARCH 15, 2007 TO RECEIVE YOUR FREE PRODUCT(S). **PURCHASE MUST BE MADE BETWEEN JANUARY 1 AND FEBRUARY 28, 2007.** SALE CAN NOT BE COMBINED WITH ANY OTHER SALE OR PROMOTION. SEE ABOVE AND SALES RULES & REQUIREMENTS #11 & 12 FOR SHIPPING & HANDLING DETAILS.

Please address your sales request along with your receipt to:

ARISTO-CRAFT TRAINS/POLK'S SPECIAL SALES
698 S. 21ST STREET, IRVINGTON, NJ 07111-4109

SALES RULES & REQUIREMENTS (modified 11-29-05) READ BEFORE ORDERING!!!

1. **The ORIGINAL receipt is required to be sent to Aristo-Craft for approval of sales request.** Computer generated copies and photocopies of receipts are strictly prohibited. Copies of receipts will be returned to the person who sent in the sales request without it being processed. Aristo-Craft will send the free offer directly to the customer and the sales dealer is not responsible for this transaction.

2. **The receipt must be ITEMIZED**, clearly showing the following..

- Which Aristo-Craft items were purchased (each item must be individually listed on the receipt)
- The price in which each Aristo-Craft item was purchased at
- The date when the Aristo-Craft items were purchased
- The name, address, and telephone of the hobby store from where the item was purchased
- The name, address, and telephone of the person buying the Aristo-Craft products.
- An invoice number (extremely preferable, but not mandatory)

Cash register receipts are **NOT** acceptable for this sales program and will be returned to the person who sent in the sales request without it being processed. We recommend that, if you receive a cash register receipt from your place of purchase, you ask for an itemized receipt instead.

3. **Sales requests are not backordered.** Sale items are selected from products that are in stock in the Aristo-Craft warehouse during the period of the sale. We reserve the right to send you a product of comparable price and quality of our choice if sales items are out of stock. Customer selections of specific roadnames are subject to availability.

4. **Purchases must be made during the time period designated in the sales sheet.** Your sales request must be received by us in the same time period. There are no exceptions. All sales requests that do not meet this criteria will be returned to the person who sent it in.

5. **Sales are only for items designated in the Aristo-Craft sales sheet** and do not pertain to any other Aristo-Craft items that are not mentioned. Sales requests that do not meet this criteria will not be processed. If there are any questions of interpretation of what is on sale for the current month, please contact Aristo-Craft. Aristo-Craft is **NOT** responsible for any sales advertised by dealers and or retailers.

6. **The Aristo-Craft items you purchase from your dealer must be in stock.** They cannot be backordered. You must take delivery on the purchased items from your dealer during the period of the sale. Sales requests that do not meet this criteria will be returned to the person who sent it in.

7a. **Purchased items must be new**, "first-use" items. Used, secondhand, and or auctioned (including internet auction) items are not acceptable for this sale.

7b. **Items that are "cross-sold"** (i.e., from consumer to consumer, or from dealer to dealer) **are not acceptable for this sale.** Consumer sales must be "dealer to consumer" only. Dealer sales must be "distributor to dealer" only.

8. **Please allow 4-8 weeks for processing.**

9. **Original receipts returned upon request.**

10. **Aristo-Craft reserves the right to make the final decision as to whether a submitted receipt is valid** for the Aristo-Craft Sales Program.

11. **Each free item requires payment for Shipping & Handling.** (If Shipping & Handling Fee is **NOT** Specified elsewhere on sales sheet) Most items are \$10.00 each. Heavy and large items are \$20.00. Oversized or heavy items may require additional fee. Small items are \$2.00 each up to five, and \$10.00 for orders of five or more. See sales list for specific prices. Please include a charge card number, check or money order.

12. **When Sale is NOT restricted to Continental US: Canadian and Foreign orders must be on a charge card, International Money Order or check drawn on an American bank, NOT just on American Funds.** Foreign shipments are three times (3x) the shipping and handling fee specified for domestic shipping listed elsewhere on sale sheet. Otherwise: Foreign shipments are \$30.00 for most items. Heavy and large items are \$45.00. Small items are \$6.00 each up to five, and \$45.00 for orders of five or more. There may be additional fees. Shipment is via surface or sea post. We will charge the actual amount on air shipments according to your instructions.

PRIME MOVER TRAIN SETS

RETURN OF THE BLUE COMET! CENTRAL RR OF NEW JERSEY BLUE COMET



ART-29001 M.S.R.P. \$1,225.00

SET INCLUDES (SUBJECT TO CHANGE):

- 1 NEW VERSION 4-6-2 PACIFIC CNJ BLUE COMET STEAM LOCO.
- 1 CNJ BLUE COMET HEAVYWEIGHT COMBINE
- 1 CNJ BLUE COMET HEAVYWEIGHT COACH
- 1 CNJ BLUE COMET HEAVYWEIGHT DINER
- 1 CNJ BLUE COMET HEAVYWEIGHT OBSERVATION

Locomotive will be equipped with a feedwater heater, each Heavyweight car will have a different roadnumber with a comet name. This train operated between Jersey City and Atlantic City, NJ.

NEW YORK CENTRAL PASSENGER SET



ART-29007 M.S.R.P. \$1,226.00 DELIVERY T.B.A.

SET INCLUDES (SUBJECT TO CHANGE):

- 1 NEW VERSION 4-6-2 PACIFIC NEW YORK CENTRAL STEAM LOCO.
 - 1 NEW YORK CENTRAL HEAVYWEIGHT COMBINE
 - 2 NEW YORK CENTRAL HEAVYWEIGHT COACH
 - 1 NEW YORK CENTRAL HEAVYWEIGHT OBSERVATION
- each Heavyweight car will have a different roadnumber.

SANTA FE VALLEY FLYER



ART-29003 M.S.R.P. \$1,226.00

SET INCLUDES (SUBJECT TO CHANGE):

- 1 NEW VERSION 4-6-2 PACIFIC SANTA FE VALLEY FLYER STEAM LOCO W/SEMI-STREAMLINING.
- 2 SANTA FE VALLEY FLYER HEAVYWEIGHT COMBINE
- 1 SANTA FE VALLEY FLYER HEAVYWEIGHT DINER
- 1 SANTA FE VALLEY FLYER HEAVYWEIGHT COMBINE

Locomotive will be equipped with semi-streamlining, each Heavyweight car will be in matching paint and have different roadnumbers. This train operated in Texas and southern California.

ROCK ISLAND COMMUTER SET

ART-29005 (FORMERLY ART31396) M.S.R.P. \$1,226.00
DELIVERY T.B.A.

SET INCLUDES (SUBJECT TO CHANGE):

- 1 RED, WHITE & BLACK "WINGS" RS-3 LOCOMOTIVE
 - 1 ROCK ISLAND PULLMAN GREEN HEAVYWEIGHT COMBINE
 - 3 ROCK ISLAND PULLMAN GREEN HEAVYWEIGHT COACHES
- Each Heavyweight passenger car will have different roadnumber.

OLD TIME PASSENGER SET

ART-29008 M.S.R.P. \$425.00 DELIVERY T.B.A.

SET INCLUDES (SUBJECT TO CHANGE):

- 1 COLORADO & SOUTHERN 2-4-2 ROGERS LOCOMOTIVE
- 1 COLORADO & SOUTHERN SIERRA COACH
- 1 COLORADO & SOUTHERN SIERRA COMBINE
- 1 COLORADO & SOUTHERN SIERRA OBSERVATION

PRIME MOVER TRAIN SETS

BNSF COAL TRAIN



ART-29006 M.S.R.P. \$844.00

SET INCLUDES:

- 1 BNSF DASH-9 44CW LOCOMOTIVE
- 6 100 BNSF TON COAL HOPPERS
- With 6 different numbers & metal wheels)
- 6 COAL LOADS FOR HOPPERS

Locomotive will be selected from in-stock standard production models.

ROADRAILER TRAIN NORFOLK SOUTHERN "RR266"



ART29004 M.S.R.P. \$812.00

SET INCLUDES (SUBJECT TO CHANGE):

- 1 NORFOLK SOUTHERN DASH-9 DIESEL LOCOMOTIVE
- 6 TRIPLE CROWN ROADRAILERS
- 2 COUPLERMATES

RoadRailers and locomotive selected from in-stock standard production models

NOTES:

- Photos may be of pre-productions samples or production version of the model. Appearance of Prime Mover Set model may differ from photos.
- Some Prime Mover Set may consist of production models with production model road numbers if orders for Prime Mover Set does not warrant special production run with unique road numbers.
- Aristo-Craft will only sell Prime Mover Sets as complete sets and will not sell individual pieces of the set.
- Depending on delivery from factory individual models within a Prime Mover Set may be sent to customer at different times.

NEW YORK CENTRAL PACEMAKER



ART-29002 M.S.R.P. \$538.00 DELIVERY T.B.A.

SET INCLUDES (SUBJECT TO CHANGE):

- 1 NYC ALCO RS-3
 - 4 NYC PACEMAKER BOXCARS
 - 1 NYC PACEMAKER LONG STEEL CABOOSE
- NYC Pacemaker boxcars will have 4 different numbers.

| SET PART # | PRICE | # OF SETS | TOTAL |
|------------|----------|-----------|----------|
| ART-_____ | \$ _____ | _____ | \$ _____ |
| ART-_____ | \$ _____ | _____ | \$ _____ |
| ART-_____ | \$ _____ | _____ | \$ _____ |
| ART-_____ | \$ _____ | _____ | \$ _____ |
| ART-_____ | \$ _____ | _____ | \$ _____ |
| ART-_____ | \$ _____ | _____ | \$ _____ |
| ART-_____ | \$ _____ | _____ | \$ _____ |
| ART-_____ | \$ _____ | _____ | \$ _____ |
| TOTAL | | | \$ _____ |

| | | |
|-----------------------------|--------------------------|----------------------------|
| SHIPPING \$20.00 PER SET | TOTAL # OF SETS _____ | TOTAL SHIPPING \$ _____ |
| TOTAL PRICE | | \$ _____ |

NAME _____
 PH# (____) _____ E-Mail _____
 ADDRESS _____
 CITY/STATE/ZIP _____
 CREDIT CARD # _____ EXP. _____
 ARISTO-CRAFT RAILROAD CLUB MEMBERSHIP # _____

Send this form and payment to::
 Aristo-Craft Trains
 Prime Mover Sets
 698 South 21st Street
 Irvington, NJ 07111

HEAVYWEIGHT PASSENGER CAR SALE



BUY 4 HEAVYWEIGHT PASSENGER CARS OF THE SAME ROADNAME AND GET TWO FREE! RULES & REGULATIONS PERTAINING SPECIFICALLY TO THIS SALE:

\$30.00 (\$15.00 per car) Shipping and Handling Domestic. \$90.00 (\$45.00 per car) Shipping and Handling
Canada and Foreign.

All Heavyweight Passenger cars purchased must be of the same roadname, part number series and paint scheme and must be 1 ART-314xx Heavyweight Observation, 1 ART-315xx Heavyweight Diner, 1 ART-316xx Heavyweight RPO, and ART-317xx Heavyweight Combine or 1 ART-319xx series Heavyweight set. The ART-319xx series Heavyweight set includes 1 Observation, 1 Diner, 1 RPO and 1 Combine all of the same roadname and paint scheme. **The Free Heavyweight Passenger Cars will be 1 ART-313xx Heavyweight Coach and 1 ART318xx Heavyweight Pullman Sleeper.** If the ART-313xx Heavyweight Coach and or ART318xx Heavyweight Pullman Sleeper are not in stock, we will backorder the request and send the car when it becomes available.

The sale is restricted and limited to Heavyweight Passenger cars listed in the 2006 Aristo-Craft Trains Price and Production lists, the 2006 Aristo-Craft Catalog or the Aristo-Catalog in the Aristo-Craft website Catalog. Heavyweight Passenger Cars not listed in the 2006 Aristo-Craft Trains Price and Production lists or the Aristo-Catalog in the Aristo-Craft website may not be subject to this sale. Heavyweight Passenger Cars including but not limited to out of production or discontinued roadnames and paint schemes, limited editions including Prime Mover Sets, custom production runs, and others may not be included in this sale.

Sale Can be Ended, Modified, or Discontinued at Any Time Without Notice.

THIS IS A CONSUMER ONLY SALE

Please address your sales request to:

Aristo-Craft Trains
Attn: Heavyweight Sale
698 S. 21st Street
Irvington, NJ 07111-4109

SEE SALES RULES & REQUIREMENTS FOR Consumer Sales in this issue for additional sales rules BEFORE ORDERING!!!



A.A.R. Dealer Directory

(Association of Aristo-Craft Retailers) - Stores Organized by State



ARIZONA

Arizona Train Depot, Mesa, 480-833-9486
The Hobby Place at Ace, Tucson 520-747-9473
Powerhouse Hobby Shop, Kingman, 928-753-1903
The Squirrel's Nest Sierra Vista, 520-417-1070

CALIFORNIA

B & F Hobbies, Bakersfield, 661-322-7955
Big Y Yardage, Montclair, 909-624-8201
Central Coast Trains, Atascadero, 805-466-1391
D & J Hobby, Campbell, 408-379-1696
Discount Trains Online, Riverside, 877-529-2834
Doll House & Crafts, Novato, 415-883-0388
Garden Railroad Supply, Martinez 925-228-8614
Gibson's, Fountain Valley, 714-641-6611
Glenview Supply, El Cajon, 619-443-1017
Gold Coast Station, Ventura, 805-339-0379
J. Gordon Specialties, Temecula, 951-693-2599
Just Trains Concord, 925-685-6566
Loco-Boose, Redwood City, 650-368-1254
The Loose Caboose, Napa, 707-258-1222
Marty's Hobby, Thousand Oaks, 805-497-3664
Narrow Gauge Junc., La Habra, 562-694-0598
R/C Country Hobbies Sacramento, 916-731-5868
Roy's Trains & Things, Clovis, 559-325-0102
San Antonio Hobby, Mountain View, 650-941-1278
San-Val Trains, Van Nuys, 800-423-3281
Square Roundhouse, Turlock, 209-668-4454
Talbot's Toyland, San Mateo, 650-342-0126
Tom's Trains, Fresno, 559-266-3192
The Train Stop, San Dimas, 909-599-2602
Upland Trains, Upland 909-985-1246

COLORADO

Caboose Hobbies, Denver, 303-777-6766
Don's Hobbies, Greeley, 970-353-3115
Mizell Trains Inc., Westminster, 303-429-4811
RGSRR Hobbies, Ridgway, 970-708-2100

CONNECTICUT

Amato's Toy & Hobby, New Britain 860-229-9069
TimeMachine (N.E. Hobby), Manchester, 860-646-0610
War & Pieces, W. Hartford, 860-232-0608

DELAWARE

L.H. Webb, Frederica, 302-335-5841

FLORIDA

Alfa Trains, Lakeland, 863-687-9152
Budget Train Store, Jacksonville, 904-772-0929
D & B Railways Delray Beach, 561-495-0244
Doug's Model Trains & Hobbies, Dunedin 727-733-8222
Family Hobby Ctr., Naples, 239-261-8545
Frank's Trains, Oldsmar, 813-855-1041
H & R Trains, Pinellas Park, 727-526-4682
Happy Tunes Music & Hobbies Lutz, 813-948-1419
John's Hobbies Summerfield 352-347-7201
Trains by Johnson, Pensacola, 850-478-8584
Trolley & Train Museum, Orlando, 407-363-9002

GEORGIA

Model Railroad Shop Atlanta 770-432-7300
Nordik Trains, Kennesaw, 770-928-2487
Southeastern Train, Augusta, 706-796-0052
TrainMaster, Duluth, 770-622-1611

IDAHO

C & C Railroads, Dalton Gardens, 208-772-7031
Garden Valley R.R. Sup., Pocatello, 208-238-9633

ILLINOIS

Ace Hardware Aurora, 630-897-9227
Bartlett Depot, Bartlett, 630-837-3376
D&N Hobbies, Effingham, 217-536-6400
Denny's Trains, Oswego, 630-554-6964
First Hobby, Decatur, 866-240-0252
L & B Hobby Palos Hills, 708-599-6250
The Pizza Express, Carterville, 618-985-6262

RLD Hobbies, Albion, 877-753-4629
Rail Hobby Trains, Rockford, 815-484-9388
St. Aubins Nursery, Woodstock, 815-334-0400
Thunder Road Hobbies, Moline, 309-762-5295
Trains of Yesterday, Morton Grove, 847-470-9500

INDIANA

Iron Horse Logos, Hartford City, 765-289-2418
Maple City Hobbies, Goshen 866-99-HOBBY
Phil's Hobby Shop, Fort Wayne, 260-426-5056
Samuelson's Train Shop Valparaiso, 219-462-2708
The Train Yard, Indianapolis, 317-890-9774
Watt's Trains, Zionsville, 800-542-7652

IOWA

Hobby Haven, Urbandale 515-276-8785
Kidman Tree Farm, Polk City, 515-984-6946
MidAmerica Hobbies, North Liberty, 319-665-9655

KANSAS

Engine House, Wichita, 316-685-6608

LOUISIANA

America's Train Yard, Baton Rouge, 225-926-5592

MAINE

E. Boothbay Ctrl Supply, East Boothbay, 207-633-7703
Highrailer, Waterville 207-873-1120
Powder & patch buxton 207-929-4704

MARYLAND

G Scale Train Station, Waldorf 866-374-9340
Glyndon Gardens, Reisterstown, 410-833-2791
M.B. Klein, Baltimore, 410-539-6207
The Moose Caboose, Sykesville, 410-795-4610
Smithsburg General Store, Smithsburg, 301-824-6330
Star Hobby, Annapolis, 410-349-4290
Train Depot, Mount Airy 301-607-8155
Train Room, Hagerstown, 301-745-6681

MASSACHUSETTS

Big-G-Trains Ayer, 978-772-9449
Centerline Hobbies, Hyannis, 800-675-1244
Charles Ro Hobbies, Malden, 800-225-4424
Country Train Swansea, 508-669-5547
Duxbury Green, Duxbury, 781-585-2164
Hobbytown Stores, Hanover, 781-826-5279
Hobbytown Stores, Quincy, 617-472-3887
Pioneer Valley Hobbies Springfield, 413-732-5531
Rpm Hobbies Abington, 617-786-7574

MICHIGAN

Brassuer Electric, Saginaw, 989-793-4753
C&T Hobbies, Cheboygan, 231-627-3603
G & G Trains Leslie, 517-589-5977
Great Lakes Hobby, Shelby Twnshp, 586-323-1300
The Hobby Hub, Lansing, 517-351-5843
Hobby World, Grand Rapids, 616-538-6130
J & W Model, Coloma, 269-468-5586
Jackie's Trains, Erie, 734-848-2068
Junction Valley RR, Bridgeport, 989-777-3480
Merri-Seven Trains, Livonia, 248-477-0550
RC Hobbies, Waterford 248-681-1441

MISSISSIPPI

HobbyTown USA Jackson, 601-957-9900

MISSOURI

Battlefield Station, Springfield, 417-887-5592
Garden Railway Supply, Springfield, 417-866-0505
Mark Twain Hobby Center, St. Charles, 636-946-2816
Show Me Model RR, Grandview, 816-966-1534

NEBRASKA

House of Trains, Omaha, 402-934-7245
The Train Cellar, Lincoln, 402-464-4925

NEVADA

Reno Rails Reno, 775-337-6669
St. Aubins No. Las Vegas, 702-644-4799

NEW HAMPSHIRE

Hartmann Model Railroad, Intervale, 603 356-9922
Mountain Trains, Manchester, 603-622-8982

NEW JERSEY

Allied Hobbies Burlington, 609-386-5044
Big Little RR Shop, Somerville, 908-685-8892
Bill Bitter Flowers & Plants, Wall 732-681-3681
Dougherty's Whistle Stop, Summit, 908-277-4442
Hi-Way HobbyHouse, Ramsey, 201-327-0075
Hobymasters, Inc, Red Bank, 877-674-6229
HOGTRAINZ, Manalapan, www.HOGTRAINZ.COM
The Model Railroad Shop, Piscataway 732-968-5696
Ridgefield Hobby, Ridgefield, 201-943-2636
Standard Hobby, Mahwah, 800-223-1355
Tony's Train Town, Cedar Grove, 973-857-2337
Track "33" Inc., Westville, 856-423-2723
Watermelon Bar & Garden Atl. Hghlnds 732-291-0613
Zeppelin Hobbies, Riverdale, 973-831-7717

NEW MEXICO

Wig-Wag, LLC Albuquerque, 888 293-0736

NEW YORK

Aurora Hobbies, E. Aurora, 716-652-5718
Dee's Tiques&Train Shop, Delhi 607-746-6900
Hobbytime, Plainview, 516-933-3818
Hobbytown U.S.A., Islandia, 516-342-1518
Lantz Train Shop, Horsehead, 607-795-5038
Niagara Hobbies, Buffalo, 716-681-6060
Pine Valley, Syracuse, 315-470-0157
Prince Hobby, Forest Hills, 718-520-9016
Roberts Lines, Walworth, 315-986-1365
Ridge Road Station, Holley, 877-447-2253
Trainland, Lynbrook, 800-221-0846
Trainworld, Brooklyn, 800-541-7010
Westchester Hob., White Plains, 914-421-1262

NORTH CAROLINA

Covered Wagon, McLeansville, 336-697-0255
Little Choo Choo, Spencer, 704-637-8717
Raifan Specialties, Wilmington, 910-686-2820
Tom's Train Station, Raleigh, 919-388-7246
Train Buddy Products, Wake Forest 919-562-4378

OHIO

Cross Creek Eng., Spencer, 800-664-3226
Crouse Mill True Value, N. Lima, 330-549-2143
Davis Trains, Milford, 513-831-6425
Depot Trains, Cleveland, 216-252-8880
Forgotten Thyme Gardens, Medina, 330-723-1948
G Scale Junction, Newark, 800-311-9448
The Hobby Shop, Dayton, 937-436-6161
Phil's Hobby Shop, Defiance, 419-782-8020
Sandy's Hobby's, Elyria, 440-365-9999
Smithville Model Train, Smithville, 330-669-8589
Smokestack Hobbies, Hamilton, 513-779-1161
Train Car Ltd. Newark, 740-745-2798
Velk's Flowers, Multiple Locations, 800-952-0284

OKLAHOMA

Last Train Stop, Owasso, 918-277-2990
Woodward's Hobbies Oklahoma City, 405-751-4994

OREGON

Eugene Toy, Eugene, 503-344-2117
Larry's Lighting Repair, Portland, 503-238-1714
Scheffel's Toys, Jacksonville, 503-899-7421
Tammies Hobbies, Beaverton, 503-644-4535
Train Mountain, Chiloquin, 541-783-3030

A.A.R. Dealer Directory

PENNSYLVANIA

A.B. Charles & Son, Pittsburgh, 412-561-1615
 Allied Hobbies:
 Exton, 610-363-6988
 Philadelphia, 215-677-1123
 Choo Choo Train, Hudson, 570-824-3471
 CoolTrains Hobbies, Salunga, 717-898-7119
 Derr's REA, Williamsport, 570-323-5714
 Dreamboat Hobbies, Warren, 814 723 8052
 Englers Train Depot, Allentown, 610-791-9512
 Fischel's Hobby Center, Dubois, 814-371-1482
 Fleetwood Building Block, Fleetwood, 610-944-8385
 Frey's Evergreen, Willow Street, 717-786-3974
 Iron Horse Hobby House, Reading, 610-373-6927
 J&B Hobbies, Mechanicsburg, 717-766-0709
 Landscape Materials, New Tripoli 610-767-9507
 Loco Louie's, Milmont, 610-583-7711
 Long Lane Acres, Ottsville, 610-847-2586
 Nicholas Smith, Broomall, 800-848-9119
 The Train Shoppe, Wilkes-Barre 570-824-7688
 Trains & Lanes Hobbies, Easton, 610-253-8850
 Victoria's Treasures Womelsdorf, 610-589-9000
 Village Toy Shoppe, Lahaska, 215-794-7031
 Warrior Run Loco, Nanticoke, 570-735-5570
 Wood Wicker & Wax, Levittown, 215-945-5522

RHODE ISLAND

Grandpa's Trains Warwick 401-463-7803

SOUTH CAROLINA

The Great Escape, Greenville, 803-235-8320
 New Brookland RR, W. Columbia, 803-791-3958

TENNESSEE

Jack's Trains, Johnson City, 423-282-9108
 Model & Hobby World, Elizabethton, 423-543-5304
 Sloans Fine Art & Hobby, Dickson, 615-446-1055
 Smoky Mountain Model Trains Sevierville 865-428-8595
 Southbound Trains, Franklin, 888-844-4403

TEXAS

B & H Hobbies, Corpus Christi, 512-985-8383
 The Collectible Caboose, Cedar Park 512-259-9494
 Midlothian Hobbies, Midlothian 972-723-0171
 Mike's Hobby Shop, Porter, 281-577-8250
 Model Train Crossing, Hurst, 817-595-0800
 Papa Ben's Train Place, Houston, 713-523-5600
 Rent-A-Dad, McAllen, 210-631-8741

UTAH

Almosta Junction, Clearfield, 801-776-1656
 Earl's Hobby Hangar, Logan, 435-752-4401
 M.R.S. Hobby Shop, Sandy, 801-572-6082

VIRGINIA

Deltaville Depot, Deltaville, 804-776-7250
 Locust Grove Trains, Locust Grove 540-854-8955
 The Nutbush Express, Woodstock, 540-459-5136
 Quisenberry Station, Alexandria, 703-799-9643
 RicksHobbyShop.com, Roanoke 540-362-7033
 Train Depot, Manassas, 703-335-2216
 Trains ETC., Lorton, 703-550-1779
 TSG Hobbies, Warrenton, 540-347-9212

WASHINGTON

Big Trains America, Spokane, 509-484-7098
 The Cobbler's Train Shop, Camas, 360-834-3183
 Clover Leaf, Union Gap, 509-453-8959
 Eastside Trains, Kirkland, 425-828-4098

WISCONSIN

Bob's Hobby Jnct., Eau Claire, 715-832-4445
 Candle Freak Gallery & Gifts, Wautoma 920-787-2780
 Engine House Services, Green Bay, 920-490-4839
 Greenfield News & Hobby, Greenfield 414-281-1800
 Hobby Depot America, Hubertus, 262-628-2800
 John's Hobbies, Hartford, 262-673-7454
 The Little Falls Railroad, Sparta, 608-272-3266
 Phil's Hobby & Craft, Wautoma, 920-787-7232
 Sommerfeld's, Butler, 262-783-7797

CANADA

AC Trains, Burlington, Ont. 866-838-3441
 Art Knapp Plantland Surrey, B.C. 604-596-9201
 Canadian Scale Rail, Olds, Alb. 403-556-3771
 Chinook & Hobby West Calgary, Alb. 403-243-1997
 The Credit Valley Streetsville, Ont. 905-826-1306
 George's Trains Toronto, Ont. 416-489-9783
 Hockley Valley RR, Alliston, Ont. 705 435 7024
 Hutch's Trains Burlington, Ont. 905-637-3721
 Maritime Hobbies Halifax, N.S. 902-423-8870
 NVSI- VCR Repair, Kanata, Ont. 613-592-9402
 TLA Custom Models & Hobby Wilton Ont 613-386-7720
 Township Toy Trains, Knowlton, Qub. 450-243-1881
 Trains & Such, Calgary, AB 403-277-7226
 Udisco LTD, Montreal, Qub. 514-481-8107
 Ultimate Trains, Nanton, Alb. 877-646-1190
 Winona Garden Railway, Guelph, Ont 519-766-7681

INTERNATIONAL

United Kindom/England

Garden Rwy. Centres, Cheltenham, England 44-1242-519770
 Garden Rwy Spec., Buckinghamshire, England +44 (0)1844 345158
 Glendale Junction, Deeping St James, England 01778 343183
 Hobbybahn Stapeton, England 0044-01455-847379
 Kernow Model Rail Centre, Camborne/Kambronn UK 01209 714099
 Kent Garden Railways, St. Mary Cray, Eng 44 1689 891668
 Martin's Models, Kington, England 44-1544-230777
 OnTracks.co.uk Pontrilas, England +44 (0) 8700 111 131
 Scottish Garden Rwy, Stirling, Scotland 01786-464193
 Spot-On Models & Games, Swindon Wilts, UK 01793 617302
 Totally Trains, Herefordshire, England 44-1989-567577

Germany

All American Trains, Kaarst, Ger 49-2131-769640
 Fertig Modellbahnen, Moerlenbach, Ger 49-6209-4265
 Gartenmodelleisenbahn und Mehr, Eschborn, Ger 49-6173-966230
 Modellbaushop Drexler, Gross-Rohrheim, 49-6245-997852
 Modelleisenbahn Center Schuler, Stuttgart, 49-711-608375
 Sammler-Service Scheyern, Ger 49-8441-22-44
 Semaphore Trains, Weil am Rhein, Ger 49 7621 577317

Europe

Bigtrains&more Ltd, Sissach, Switzerland 61 971 6615

Japan

Train Depot, Tokyo, Japan 813-3718-8916

Australia

Adelaide Garden Railway Supplies, Goodwood, South Australia 8 82716875
 Model Merchant, Sydney, Australia 02-9555-9537

Africa

Hobbydoc Capetown S,Africa 27214477528

In-Stock on 12/13/06

| ITEM# | DESCRIPTION | LIST | | | |
|-----------|--------------------------------|--------|-------------|--------------------------------|---------|
| ART11000 | 12 STRAIGHT TRACK (12PCS) | 44.00 | ART21411 | PACIFIC ATSF/SANTA FE | 600.00 |
| ART11001 | EURO TRACK 1/2 STRAIGHT (12) | 23.00 | ART21417 | PACIFIC C & NW | 600.00 |
| ART11003 | TRACK TIES 1' STRAIGHT EURO | 1.25 | ART21451 | PACIFIC VALLEY FLYER S. STRMLN | 650.00 |
| ART11003B | TRACK TIES 1' STRAIGHT EURO | 58.20 | ART21506 | MIKADO SO. RAILWAY W/P.T. | 600.00 |
| ART11031 | BUMPER W/O TRACK - LIGHTED | 9.00 | ART21511 | MIKADO ERIE W/P.T. | 575.00 |
| ART11060 | 24" STRAIGHT TRACK(12PCS) | 88.00 | ART21600 | MALLET UNDEC USRA TEN. | 945.00 |
| ART11090 | REVERSING SYSTEM W/BUMPER | 88.00 | ART21601 | MALLET PRR USRA TENDER | 945.00 |
| ART11097 | 54" STRAIGHT TRACK | 198.00 | ART21602 | MALLET ATSF USRA TENDER | 945.00 |
| ART11098 | 60" STRAIGHT TRACK (6) | 122.00 | ART21604G | MALLET D&RGW USRA GREEN | 945.00 |
| ART11099 | 60" STRAIGHT TRACK(12PCS) | 231.00 | ART21606 | MALLET SOUTHERN USRA TEN. | 945.00 |
| ART11100 | CURVE TRACK 4'DIAM(12PCS) | 44.00 | ART21607 | MALLET N & W USRA TEN. | 945.00 |
| ART11101 | EURO TRACK CURVE 1/2 | 23.00 | ART21608 | MALLET B & O - VANDERBILT | 945.00 |
| ART11103 | EURO TRACK TIES CURVED | 1.25 | ART21610 | MALLET GN - VANDERBILT | 945.00 |
| ART11103B | TRACK TIES CURVED - EURO | 58.20 | ART21611 | MALLET CB&Q - USRA | 945.00 |
| ART11200 | SWITCH-MANUAL RIGHT | 28.50 | ART21810 | VAN.TENDER - 6 WHL. TRK UNDEC. | 175.00 |
| ART11205 | SWITCH-REMOTE RIGHT | 44.00 | ART21850 | LONG VAND. TENDER -UNDEC BLK | 165.00 |
| ART11210 | SWITCH-MANUAL LEFT | 28.50 | ART21875 | USRA TENDER - UNDEC | 165.00 |
| ART11215 | SWITCH-REMOTE LEFT | 44.00 | ART21900 | SLOPE.TENDER UNDEC.(BLK) | 83.00 |
| ART11300 | 30 DEGREE CROSSING | 35.00 | ART21901 | SLOPE TENDER - HERSHEY | 90.00 |
| ART11350 | RERAILER 12 STRAIGHT | 17.50 | ART21933 | SLOPE TENDER TEDDY BEAR | 83.00 |
| ART11500 | CURVE TRACK MED 5' DIAM | 61.00 | ART22213 | RS-3 B&O/BALTIMORE & OHIO | 260.00 |
| ART11550 | EURO CURVE TRACK 6.5' BRASS | 80.00 | ART22308-3 | FA-1-B-A D&RGW | 550.00 |
| ART11600 | EURO CURVE TRACK LGE. 8' BRASS | 98.00 | ART22403 | SD-45 DIESEL - ATSF/SANTA FE | 368.00 |
| ART11700 | CURVE TRACK 9' DIAMETER BRASS | 110.00 | ART22404 | SD-45 DIESEL - DRGW | 368.00 |
| ART11800 | EURO CURVE TRACK 10' BRASS | 121.00 | ART22405 | SD-45 DIESEL - UNION PACIFIC | 368.00 |
| ART11801 | EURO CURVE 11.5' BRASS | 141.00 | ART22491 | SD-45 DIESEL - ATSF WARBRONNET | 368.00 |
| ART11802 | EURO CURVE TRACK 12.5' BRASS | 152.00 | ART22603C | CEN.CAB IND.SW.UP W/CAB | 205.00 |
| ART11803 | EURO CURVE TRACK 14' BRASS | 171.00 | ART22605C | CEN.CAB IND.SW. ATSF W/CAB | 205.00 |
| ART11804 | EURO CURVE TRACK 15' BRASS | 183.00 | ART22606C | CEN.CAB IND.SW.D&RGW/WCAB | 205.00 |
| ART11805 | EURO CURVED TRACK 16.5' BRASS | 203.00 | ART22702 | EGG LINER - UNION PACIFIC | 83.00 |
| ART11820 | EURO CURVE TRACK 20' BRASS | 245.00 | ART22703 | EGG LINER - ATLANTIC COAST LIN | 83.00 |
| ART11900 | RAIL JOINERS(12PACK)BRASS | 4.25 | ART22707 | EGG LINER - LADY BUG | 83.00 |
| ART11901 | RAIL JOINERS (4PACK) PLASTIC | 4.25 | ART23000 | DASH 9 UNDEC. | 420.00 |
| ART11904 | RAIL LOCK SILVER PLATED (6) | 6.30 | ART23001 | DASH 9 CSX | 420.00 |
| ART11910 | SOCKET HEAD TRACK SCREW | 4.25 | ART23002 | DASH 9 BNSF | 440.00 |
| ART11911 | RAIL TO TIE SCREWS (50) | 4.25 | ART23005 | DASH 9 ATSF | 440.00 |
| ART11920 | RAIL BENDER | 133.50 | ART23006 | DASH 9 NS | 420.00 |
| ART11930 | RAIL CLAMP BRASS (10PCS) | 10.50 | ART23008 | DASH 9 CN | 420.00 |
| ART11940 | RAIL CLAMP (10) SILVER PLTD. | 13.00 | ART23010 | DASH 9 -UP FLAG | 420.00 |
| ART11950 | WIRE W/LUG FOR JOINERS (10) | 8.50 | ART23011 | DASH 9 - BNSF WAR BONNET R&S | 440.00 |
| ART12091 | EXT TRACK SET W/1 MAN SWITCH | 60.00 | ART23012 | DASH 9 - BNSF HERITAGE 1 | 440.00 |
| ART12093 | EXT TRACK SET W/PR REM.SWCHS | 130.00 | ART23014 | DASH 9 - NS NORMAL | 420.00 |
| ART12100 | ALUMINUM ST. TRACK 12 (48PC) | 136.80 | ART28001RC | 0-4-0 FRT STARTER SET R/C PRR | 280.00 |
| ART12110 | ALUMINUM CURVE TRACK 4'(48PCS) | 136.80 | ART28009RC | 0-4-0 FRT STARTER SET R/C SF | 280.00 |
| ART12202 | ROADBED - 5' CURVED | 46.00 | ART28025TRC | XMAS FRT.SET W/3 TREES | 200.00 |
| ART12203 | ROADBED - 8' CURVED | 46.00 | ART28033RC | SET 0-4-0T TEDDY BEAR | 280.00 |
| ART12204 | ROADBED - 10' CURVED | 46.00 | ART28034RC | 0-4-0 FRT STARTER SET HERSHEY | 300.00 |
| ART12301B | GRID SHELF 15 X 24 BLACK | 9.00 | ART28101RC | 0-4-0 PSGR STARTER SET R/C PRR | 325.00 |
| ART12302B | GRID 1/4 ROUND CURVE BLACK | 7.50 | ART28105RC | 0-4-0 PSGR. ST. SET R/C ATSF | 325.00 |
| ART12303B | GRID INSIDE CORNER BLACK | 11.50 | ART29001 | BLUE COMET PRIME MOVER SET | 1225.00 |
| ART12303W | GRID INSIDE CORNER WHITE | 10.00 | ART29099 | MODERN FREIGHT TRUCKS W/PL WHL | 16.75 |
| ART12304 | WALL BRACKET 15 BLACK | 6.60 | ART29100 | MODERN FRT TRUCK W/ROLL. | 27.00 |
| ART12305 | GRID S HOOK FOR DOOR AREA | 0.60 | ART29101 | TRUCK-FREIGHT PLASTIC WHEELS | 19.00 |
| ART12306 | GRID SUSPENSION HOOK 10 | 1.40 | ART29102 | TRUCK-CABOOSE METAL WHEELS | 39.00 |
| ART12307 | GRID SUSPENSION HOOK 20 | 1.80 | ART29103A | STD.HVY.WHT 3 AXLE W/1 WHL SET | 32.00 |
| ART12312 | GRID BRACKET FOR TOWER 15 | 6.50 | ART29104 | PLASTIC WHEELS (2WHEEL SETS) | 7.00 |
| ART12316 | CEILING GRID CLIP | 1.50 | ART29105 | ROGERS LOCO METAL SML.WHL.SET | 12.00 |
| ART20030 | S.S. STR. TRACK 1'(12) | 59.00 | ART29106A | ROGERS FRONT DRIVE WHEELS | 16.50 |
| ART20031 | USA STR. TRACK 1/2 S.S. | 30.50 | ART29107 | TRUCK-PSGR(WOOD)METAL WHEELS | 39.00 |
| ART20035 | STAINLESS STEEL RAIL 8' 12 PC | 203.00 | ART29108 | TRUCK-LONG TENDER (PAIR) | 39.00 |
| ART20037 | SS 8FT FLEX RAIL (24PCS) | 400.00 | ART29110 | TRUCK-HWT.PSGR.6 METAL WHEELS | 50.00 |
| ART20060 | SS STR. TRACK 2' | 118.00 | ART29111B | METAL WHEELS - BLACK 4 AXLES | 22.00 |
| ART20090 | SS STR. TRACK 3' | 177.00 | ART29111S | METAL WHEELS SILVER 4 -AXLE | 22.00 |
| ART20100 | SS CURVE TRACK 4' (| 59.00 | ART29113 | SPRINGS-PASSENGER TRUCK | 4.50 |
| ART20112 | SS CURVE TRACK 6.5' | 99.00 | ART29114 | SPRINGS-DIESEL TRUCK | 4.50 |
| ART20115 | SS CURVE TRACK 8' | 116.00 | ART29118P | DIESEL BUSHING (PREVIOUS) | 7.00 |
| ART20117 | SS CURVE TRACK 9' | 129.00 | ART29119S | SPRINGS STREAMLINE SILVER | 5.50 |
| ART20120 | SS CURVE TRACK 10' | 145.00 | ART29120 | TRUCK-DELTON TO ARISTO (PR) | 5.50 |
| ART20121 | SS CURVE TRACK 11.5' | 165.00 | ART29130 | METAL WHEEL REPLACEMENT | 11.00 |
| ART20122 | SS CURVE 12.5' DIAM | 181.00 | ART29131 | METAL DIESEL WHEEL W/TIRE | 12.00 |
| ART20123 | SS CURVE 14' DIAM | 203.00 | ART29132 | INNER GEAR BOX W/O WHEELS | 27.00 |
| ART20124 | SS CURVE 15' DIAM. | 213.00 | ART29134 | COMMONWEALTH 6 AXLE TRUCK PR | 66.00 |
| ART20125 | SS CURVE TRACK 20' DIAM | 295.00 | ART29201 | COUPLER RS-3/LIL' CRITTER | 11.00 |
| ART20130 | SS CURVE 16.5' DIAM | 235.00 | ART29202 | HOOK & LOOP COUPLER SET | 4.00 |
| ART20193 | SS STR. TRACK 54" | 257.00 | ART29203 | HOOK & LOOP COUPLER BULK (12) | 40.00 |
| ART20195 | SS USA STR. TRACK 5' (12) | 297.00 | ART29301 | SMOKE STACK(OPG)STV/PSG.CAB. | 19.00 |
| ART20199 | SS RAIL JOINERS | 5.00 | ART29302 | SMOKE STACK(OPG)ROGERS LOCO | 16.00 |
| ART20330 | SS #6 SWITCH RIGHT REMOTE | 173.00 | ART29304 | SMOKE STACK(OPG) PSGR.WOOD | 16.00 |
| ART20335 | SS #6 PARALLEL ADAPTOR | 25.00 | ART29306 | SMOKE UNIT-STEAM LOCO 0-4-0 | 19.00 |
| ART20340 | SS #6 SWITCH REMOTE LEFT | 173.00 | ART29307 | SMOKE UNIT-STEAM LOCO PACIFIC | 19.00 |
| ART20350 | S.S. RE-RAILER | 23.00 | ART29309 | SMOKE UNIT-LOCO RS-3 | 19.00 |
| ART20370 | SS SWITCH WIDE MANUAL RIGHT US | 70.00 | ART29311 | SMOKE UNIT SD-45 | 39.00 |
| ART20375 | SIDING FOR 10' DIAM.SWICH(2) | 14.00 | ART29313 | SMOKE UNIT PARTS | 5.50 |
| ART20380 | SS SWITCH WIDE MANUAL LEFT USA | 70.00 | ART29351 | POWER TRK GE U25-B/FA/FB/RS | 50.00 |
| ART20400 | SS CROSSING 19.5 | 44.00 | ART29352 | UNIVERSAL FOR PACIFIC 6 PACK | 16.50 |
| ART20405 | SS CROSSING 30 DEGREE | 43.00 | ART29356 | MOTOR BLOCK - C.CAB W/A-FRAME | 61.00 |
| ART20410 | SS CROSSING 90 DEGREE | 35.00 | ART29357 | C-16 GEAR BOX W/WHEELS | 80.00 |
| ART21001C | ROGERS PRR W/CABOOSE | 225.00 | ART29360 | MOTOR FOR 0-4-0 | 15.00 |
| ART21002C | ROGERS DRGW W/CABOOSE | 225.00 | ART29362 | GEAR BOX - MIKADO W/WHLS | 110.00 |
| ART21003C | ROGERS B&O W/CABOOSE | 225.00 | ART29363 | PACIFIC GEAR BOX W/WHLS | 110.00 |
| ART21004C | ROGERS ATSF W/CABOOSE | 225.00 | ART29400 | GEAR BOX & MOTOR 2-4-2 ROGERS | 28.00 |
| ART21102C | ROGERS GN W.CABOOSE | 225.00 | ART29401 | BRUSH & SPRING | 5.50 |
| ART21306 | DO NOT USE - SEE ART21306RC | 194.00 | ART29403 | ASSORTED SCREW SET | 5.50 |
| ART21309C | SWITCHER UP W/CABOOSE | 193.00 | ART29404 | RUBBER TIRES 2-4-2 ROGERS | 5.50 |
| ART21309C | DO NOT USE. SEE ART21309RC | 184.00 | ART29406 | BRUSH,SPRING&BUSHING(8)DIESEL | 6.50 |
| ART21311C | SWITCHER ATSF W/CAB | 193.00 | ART29411 | BALL BEARING SET (10) | 26.00 |
| ART21327 | SWITCHER B&O W/CABOOSE | 193.00 | ART29500 | MARKER LIGHT LONG/BAY-CAB | 4.50 |
| ART21402B | SWITCHER D&RGW | 193.00 | ART29501 | MARKER LIGHTS 2-4-2 ROGERS | 4.50 |
| ART21405 | PACIFIC B&O BLUE | 600.00 | ART29502 | BULB/LONG CAB/SIERRA(10PC) | 11.00 |
| | PACIFIC SR/SO.RAILWAY | 600.00 | ART29507 | BULB/HVYWT/STRMLINE(2PC) | 4.50 |
| | | | ART29508 | RS-3 MARKER LIGHTS (PR) | 7.00 |
| | | | ART29511 | PLUG FOR POWER TO TENDER | 7.00 |
| | | | ART29512 | DITCH LIGHTS (2) | 11.00 |
| | | | ART29514 | DASH 9 EXTRA WEIGHTS | 0.00 |

| | | | | | |
|------------|-----------------------------------|--------|-----------|---------------------------------|--------|
| ART29515 | WEIGHTS FOR THE SD-45 | 0.00 | ART41322 | S.DOME-TANK UNION CARBIDE | 65.00 |
| ART29603 | ARISTO-LUBE OIL 1.125 OZ. | 4.00 | ART41325 | S.DOME-TANK CHRISTMAS | 65.00 |
| ART29605 | 10 AMP FUSE FOR TRAIN ENG. | 4.00 | ART41329 | S.DOME-TANK BLATZ | 68.00 |
| ART29607 | MU CABLE | 5.50 | ART41330 | S.DOME-TANK HERSHEY SYRUP | 70.00 |
| ART29608 | WIRES WITH PLUGS FOR SOUND INS | 3.50 | ART41401P | COAL HOPPER - CHESSIE w/plasti | 77.00 |
| ART29704 | NEW ROOF WALK FOR FRT CAR | 6.50 | ART41402P | COAL HOPPER-N&W | 77.00 |
| ART29706 | LOWERED FLOOR FOR ROLLING STOK | 11.00 | ART41403P | COAL HOPPER PRR | 77.00 |
| ART29708 | LONG CABOOSE ROOF WALK/NEW | 11.00 | ART41404P | COAL HOPPER - D&RGW | 77.00 |
| ART29710 | LARGE SNOW PLOW REPLACEMENT | 16.50 | ART41405P | COAL HOPPER SP | 77.00 |
| ART30030 | USA STR. TRACK 1' (12PCS) | 44.00 | ART41406P | COAL HOPPER -UP w/plastic whl | 77.00 |
| ART30031 | USA TRACK STRAIGHT 1/2 | 23.50 | ART41407P | COAL HOPPER NORFOLK SO. | 77.00 |
| ART30033 | TRACK TIES 1' STRAIGHT - USA | 1.25 | ART41409 | COAL HOPPER CONRAIL | 93.00 |
| ART30060 | USA STR. TRACK 2 FT (12) | 88.00 | ART41413 | COAL HOPPER SR/SO. RAILWAY | 93.00 |
| ART30090 | USA 3' STRAIGHT TRACK | 132.30 | ART41423P | COAL HOPPER - READING | 77.00 |
| ART30103 | TRACK TIES CURVED - USA | 1.25 | ART41425P | COAL HOPPER - D&H | 77.00 |
| ART30110 | USA CURVE TRACK 5' (12) | 61.00 | ART41601 | 3 DOME-TANK PRR 100TH ANNIV. | 68.00 |
| ART30112 | USA CURVE 6.5 DIAM | 80.00 | ART41607 | 3 DOME-TANK ESSO | 65.00 |
| ART30115 | USA CURVE TRACK .8'(16) | 98.00 | ART41608 | 3 DOME-TANK MOBIL | 65.00 |
| ART30116 | USA CURVE TRACK 9' | 110.00 | ART41609 | 3 DOME-TANK UNION-76 | 65.00 |
| ART30120 | USA CURVE TRACK 10' DIAM (12) | 121.00 | ART41611 | 3 DOME-TANK MARVEL OIL | 65.00 |
| ART30121 | USA CURVE 11.5' | 141.00 | ART41612 | 3 DOME-TANK SHELL OIL | 65.00 |
| ART30122 | USA CURVE 12.5' | 152.00 | ART41617 | 3 DOME-TANK PITTS. PLATE GLASS | 65.00 |
| ART30124 | USA CURVE TRACK 15' DIAM. | 183.00 | ART41618 | 3 DOME-TANK CSX | 65.00 |
| ART30125 | USA CURVE 20' DIAM | 245.00 | ART41620 | 3 DOME-TANK USA/US ARMY | 65.00 |
| ART30130 | USA CURVE 16.5' DIAM | 203.00 | ART42101 | CABOOSE LONG GREAT NOTHERN | 105.00 |
| ART30193 | USA 54" STRAIGHT TRACK | 197.00 | ART42102 | CABOOSE LONG CB&Q/BURLINGTON | 105.00 |
| ART30194 | 60 STRAIGHT TRACK (6) | 122.00 | ART42103 | CABOOSE LONG RIO GRANDE | 105.00 |
| ART30195 | USA STR. TRACK 5' (12) | 231.00 | ART42106 | CABOOSE LONG SANTA FE | 105.00 |
| ART30300 | USA SWITCH MANUAL RIGHT | 28.50 | ART42107 | CABOOSE LONG SP/SO. PACIFIC | 105.00 |
| ART30310 | USA SWITCH REMOTE RIGHT | 44.00 | ART42108 | CABOOSE LONG SR/SO. RAILWAY | 105.00 |
| ART30335 | #6 PARALLEL ADAPTOR | 20.00 | ART42113 | CABOOSE LONG UP/UNION PACIFIC | 105.00 |
| ART30360 | USA SWITCH REMOTE LEFT | 44.00 | ART42120 | CABOOSE LONG RI/ROCK ISLAND | 105.00 |
| ART30370 | SWITCH WIDE MANUAL RIGHT | 59.00 | ART42125 | CABOOSE LONG CHRISTMAS | 105.00 |
| ART30380 | SWITCH WIDE MANUAL LEFT | 59.00 | ART42129 | CABOOSE LONG CSX | 105.00 |
| ART30400 | CROSSING 19.5 | 35.00 | ART42130 | CABOOSE LONG CHESSIE | 105.00 |
| ART30410 | CROSSING 90 DEGREE | 33.00 | ART42131 | CABOOSE LONG ACL | 105.00 |
| ART30500 | EXTENDER TRACK SET #1 ISA | 50.00 | ART42133 | CABOOSE LONG B & M | 105.00 |
| ART30550 | EXTENDER TRACK SET #2 USA | 100.00 | ART42134 | CABOOSE LONG CONRAIL | 100.00 |
| ART30560 | EXTENDER TRACK SET #3 USA | 130.00 | ART42136 | CABOOSE LONG N&W | 105.00 |
| ART31004-3 | SIERRA SET - D&RGW | 315.00 | ART42137 | CABOOSE LONG - ERIE | 105.00 |
| ART31025-3 | SIERRA SET - CHRISTMAS | 315.00 | ART42138C | CABOOSE LONG SOO LINE | 60.00 |
| ART31307 | STD. HVY. WHT. COACH NYC/NY CEN | 230.00 | ART42177 | CABOOSE LONG ERIE LACKAWANA | 105.00 |
| ART31309 | STD. HVY. WHT. COACH RIO GRANDE | 230.00 | ART42178 | CABOOSE LONG SEABOARD SYSTEM | 105.00 |
| ART31310 | STD. HVY. WHT. COACH SO. PAC. DAY | 230.00 | ART42200 | BOBBER CABOOSE UNDEC (RED) | 34.00 |
| ART31311 | STD. HVY. WHT. COACH ATSF | 230.00 | ART42201 | BOBBER CABOOSE PRR/PENNA | 34.00 |
| ART31317 | STD. HVY. WHT. COACH - C&NW | 230.00 | ART42208 | BOBBER CABOOSE UP/UNION PAC | 34.00 |
| ART31711 | STD. HVY. WHT. COMBINE ATSF | 210.00 | ART42209 | BOBBER CABOOSE B&O/BALTI. & OH | 34.00 |
| ART31732 | STD. HVY. WHT. COMBINE NAPA | 210.00 | ART42210 | BOBBER CABOOSE DRGW/RIO GRAND | 34.00 |
| ART31802 | STD. HVY. WHT. PULLMAN B&O | 230.00 | ART42211 | BOBBER CABOOSE ATSF/SANTA FE | 34.00 |
| ART31805 | STD. HVY. WHT. PULLMAN SO. CRESC. | 230.00 | ART42225 | BOBBER CABOOSE CHRISTMAS | 34.00 |
| ART31807 | STD. HVY. WHT. PULLMAN NYC | 230.00 | ART42231 | BOBBER CABOOSE HERSHEY | 37.00 |
| ART31809 | STD. HVY. WHT. PULLMAN RIO GRNDE | 230.00 | ART46001 | BOX CAR (STEEL)RUT/RUTLAND | 68.00 |
| ART31810 | STD. HVY. WHT. PULLMAN SP | 230.00 | ART46003 | BOX CAR (STEEL)ATSF/SANTA FE | 68.00 |
| ART31811 | STD. HVY. WHT. PULLMAN ATSF | 230.00 | ART46004 | BOX CAR (STEEL)PRR/PENNA. | 68.00 |
| ART31817 | STD. HVY. WHT. PULLMAN C&NW | 230.00 | ART46008 | BOX CAR (STEEL)B&O/SENTINEL | 68.00 |
| ART31907 | STD. HVY. WHT. SET NYC GRN | 920.00 | ART46010 | BOX CAR (STEEL)UP/UNION PAC. | 68.00 |
| ART31908 | STD. HVY. WHT. SET - UP | 920.00 | ART46014 | BOX CAR (STEEL)NEW YORK CENTRL | 68.00 |
| ART31909 | STD. HVY. WHT. SET D&RGW | 920.00 | ART46015 | BOX CAR (STEEL)MILW/MILWAUKEE | 68.00 |
| ART40001 | GONDOLA 20' - PRR | 34.00 | ART46018 | BOX CAR (STEEL)EL/ERIE-LACK. | 68.00 |
| ART40003 | GONDOLA 20' - U.P. | 34.00 | ART46020 | BOX CAR (STEEL)B&M/BOSTON&MAIN | 68.00 |
| ART40012 | GONDOLA 20' - HERSHEY SYRUP | 37.00 | ART46029 | BOX CAR (STEEL)NYS&W/ SUSIE-Q | 68.00 |
| ART40025 | GONDOLA 20' - CHRISTMAS | 34.00 | ART46035 | BOX CAR (STEEL)CP/CAN. PACIFIC | 68.00 |
| ART40101 | 20' TANK CAR - PRR | 34.00 | ART46045 | BOX CAR (STEEL)BESS & LAKE ERIE | 68.00 |
| ART40102 | 20' TANK CAR - ATSF | 34.00 | ART46046C | BOX CAR (STEEL) D&H "CLUB CAR" | 68.00 |
| ART40103 | 20' TANK CAR - UP | 34.00 | ART46057 | BOX CAR (STEEL)CANADIAN NATION | 68.00 |
| ART40105 | 20' TANK CAR - B&O | 34.00 | ART46059 | BOX CAR (STEEL)SP BOX CAR RED | 68.00 |
| ART40111 | 20' TANK CAR - D&RGW | 34.00 | ART46060 | BOX CAR (STEEL)C&NW | 68.00 |
| ART40112 | 20' TANK CAR - HERSHEY | 37.00 | ART46062 | BOX CAR (STEEL)D&RGW BROWN | 68.00 |
| ART40113 | 20' TANK CAR - HONEY BEE | 34.00 | ART46065 | BOX CAR (STEEL)HERSHEY | 73.00 |
| ART40125 | 20' TANK CAR - CHRISTMAS | 34.00 | ART46066 | BOX CAR (STEEL)ERIE | 68.00 |
| ART40201 | 20' FLAT CAR - PRR | 34.00 | ART46068 | BOX CAR (STEEL)C & O | 68.00 |
| ART40202 | 20' FLAT CAR - ATSF | 34.00 | ART46069 | BOX CAR (STEEL)SOO LINE | 68.00 |
| ART40203 | 20' FLAT CAR - UP | 34.00 | ART46072 | BOX CAR (STEEL)CNJ | 68.00 |
| ART40205 | 20' FLAT CAR - B&O | 34.00 | | | |
| ART40211 | 20' FLAT CAR - D&RGW | 34.00 | ART46073 | BOX CAR (STEEL)W.MARYLAND | 68.00 |
| ART40225 | 20' FLAT CAR - CHRISTMAS | 34.00 | ART46074 | BOX CAR (STEEL) NP | 68.00 |
| ART40301 | 20' BOX CAR - PRR | 34.00 | ART46075 | BOX CAR (STEEL)L&N | 68.00 |
| ART40302 | 20' BOX CAR - ATSF | 34.00 | ART46102 | STOCK CAR CNW/CHICAGO | 68.00 |
| ART40303 | 20' BOX CAR - UP | 34.00 | ART46103 | STOCK CAR UP/UNION PACIFIC | 68.00 |
| ART40305 | 20' BOX CAR - B&O | 34.00 | ART46111 | STOCK CAR M-K-T/KATY | 68.00 |
| ART40311 | 20' BOX CAR - D&RGW | 34.00 | ART46112 | STOCK CAR IC/ILLINOIS CENTRAL | 68.00 |
| ART40312 | 20 BOX - HERSHEY-BUBBLE YUM | 37.00 | ART46113 | STOCK CAR SP/SOUTHERN PACIFIC | 68.00 |
| ART40325 | 20' BOX CAR - CHRISTMAS | 34.00 | ART46115 | STOCK CAR WP/WESTERN PACIFIC | 68.00 |
| ART41008 | GONDOLA PRR/PENNSYLVANIA | 60.00 | ART46116 | STOCK CAR DL&W/LACKAWANNA | 68.00 |
| ART41015 | GONDOLA BALTIMORE & OHIO | 60.00 | ART46118 | STOCK CAR NYC/NY CENTRAL | 68.00 |
| ART41021 | GONDOLA HERSHEY KISSES | 65.00 | ART46119 | STOCK CAR TP/TEXAS & PACIFIC | 68.00 |
| ART41025 | GONDOLA CHRISTMAS | 60.00 | ART46202 | REEFER SBLITZ BEER | 68.00 |
| ART41102 | COV. GONDOLA NEW YORK CENTRAL | 65.00 | ART46203 | REEFER PABST BEER | 68.00 |
| ART41103 | COV. GONDOLA PITT/LAKE ERIE | 65.00 | ART46206 | REEFER BLATZ BEER | 68.00 |
| ART41110 | COV. GONDOLA UP | 65.00 | ART46207 | REEFER PLUTO WATER | 68.00 |
| ART41112 | COV. GONDOLA DENVER RIO GRANDE | 65.00 | ART46210 | REEFER RED ROSE ICE CREAM | 68.00 |
| ART41205 | COV. HOPPER ATSF/SANTA FE | 68.00 | ART46211 | REEFER STEWART'S ROOT BEER | 68.00 |
| ART41208 | COV. HOPPER UNION PACIFIC | 68.00 | ART46213 | REEFER BALLANTINE BEER | 68.00 |
| ART41210 | COV. HOPPER FARM. CO-OP (PINK) | 68.00 | ART46215 | REEFER A&P FOODS | 68.00 |
| ART41211 | COV. HOPPER RIO GRANDE | 68.00 | ART46216 | REEFER CANADIAN PACIFIC SILVER | 68.00 |
| ART41215 | COV. HOPPER PRR/PENNSYLVANIA | 68.00 | ART46218 | REEFER ROBIN HOOD BEER | 68.00 |
| ART41217 | COV. HOPPER RI/ROCK ISLAND | 68.00 | ART46220 | REEFER REA/RAILWAY EXPRESS | 68.00 |
| ART41218 | COV. HOPPER BURLINGTON NO. | 68.00 | ART46222 | REEFER NYC/20TH CENTURY BEER | 68.00 |
| ART41222 | COV. HOPPER HERSHEY | 75.00 | ART46227 | REEFER SWIFT MEAT (RED) | 68.00 |
| ART41297X | COV. HOPPER CHESSIE/W.M. | 68.00 | ART46228 | REEFER SANTA FE MAP | 68.00 |
| ART41303 | S.DOME-TANK MOBIL OIL | 65.00 | ART46229 | REEFER HERSHEY | 73.00 |
| ART41304 | S.DOME-TANK UNION OIL | 65.00 | ART46231 | REEFER - HERSHEY YORK PATTIES | 73.00 |
| ART41309 | S.DOME-TANK ATSF/SANTA FE | 65.00 | ART46233 | REEFER - HERSHEY MILK DUDS | 73.00 |
| ART41316 | S.DOME-TANK USA/US ARMY | 65.00 | ART46246S | REEFER I.C.(ONLINE STORE ONLY) | 45.00 |

| | | | | | |
|------------|-------------------------------|--------|-----------|---------------------------------|--------|
| ART46261D | REEFER 40' PFE SINGLE HERALD | 360.00 | ART60067 | SEATED FEMALE W/BABY | 9.00 |
| ART46277 | REEFER CANADIAN NATIONAL | 68.00 | ART60068 | TRACK WORKER W/PICK | 9.00 |
| ART46305T | FLAT CAR-STAKE PRR (2) | 85.00 | ART60069 | TRACK WORKER W/SLEDGE HAMMER | 9.00 |
| ART46308T | FLAT CAR-STAKE B&O (2) | 85.00 | ART60070 | WORKER W/WHEEL BARREL | 9.00 |
| ART46311T | FLAT CAR-STAKE NYC (2) | 85.00 | ART60071 | PHOTOGRAPHER W/CAMERA | 9.00 |
| ART46312T | FLAT CAR-STAKE SP (2) | 85.00 | ART60073 | COWBOY W/SADDLE | 9.00 |
| ART46320T | FLAT CAR-STAKE ATSF (2) | 85.00 | ART60075 | MAN FISHING | 9.00 |
| ART46403T | BULK.FLAT SP (2) | 88.00 | ART60076 | WORKMAN W/ JACK HAMMER | 9.00 |
| ART46406T | BULK.FLAT PRR (2) | 88.00 | ART60077 | WORKMAN FOR COMPRESSOR | 9.00 |
| ART46409T | BULK.FLAT CHSY (2) | 88.00 | ART60077B | COMPRESSOR | 9.00 |
| ART46415T | BULK.FLAT - UP (2) | 88.00 | ART60078 | MAN SHOVELING | 7.00 |
| ART46701 | SNOW PLOW - D&RGW | 128.00 | ART60079 | MAN SWEEPING | 7.00 |
| ART46706 | SNOW PLOW - PRR | 128.00 | ART60080 | WOMAN WORKER W/WRENCH | 7.00 |
| ART46708 | SNOW PLOW - ATSF | 128.00 | ART60081 | WOMAN WORKER W/SHOVEL | 7.00 |
| ART46709 | SNOW PLOW - CN | 135.00 | ART60082 | FIGURE - SEATED - SELMA | 7.00 |
| ART46710 | SNOW PLOW - UP | 128.00 | ART60083 | FIGURE - SEATED - STUDENT | 7.00 |
| ART46800 | ROAD RAILER UNDEC. | 100.00 | ART60084 | FIGURE - SEATED EATING | 7.00 |
| ART46801 | ROAD RAILER TRIPLE CROWN | 100.00 | ART60085 | FIGURE - SEATED - YOUNG WOMAN | 7.00 |
| ART46801-3 | ROAD RAILER-TRIPLE CROWN SET | 282.00 | ART60086 | FIGURE - SEATED CHILD W/RR | 7.00 |
| ART46802 | ROAD RAILER CN | 100.00 | ART60087 | FIGURE - SEATED - MAN IN SUIT | 7.00 |
| ART46802-3 | ROADRAILER-CN-SET | 282.00 | ART60088 | FIGURE - SEATED W/BINOCULARS | 7.00 |
| ART46803 | ROAD RAILER CLIPPER | 100.00 | ART60089 | FIGURE - SEATED - LINDA | 7.00 |
| ART46803-3 | ROADRAILER-CLIPPER SET | 282.00 | ART60090 | FIGURE - SEATED - SHIRLEY | 7.00 |
| ART46804 | ROAD RAILER BNSF | 100.00 | ART60091 | FIGURE - SEATED - TERRY | 7.00 |
| ART46804-3 | ROADRAILER-BNSF-SET | 282.00 | ART60092 | FIGURE-SEATED-MARYANN W/HAT | 7.00 |
| ART46805 | ROAD RAILER ATSF | 100.00 | ART60093 | FIGURES- SEATED - MOTHER & CHIL | 9.00 |
| ART46805-3 | ROADRAILER-ATSF-SET | 282.00 | ART60094 | FIGURE - SEATED - KATHRYN | 7.00 |
| ART46806 | ROAD RAILER SWIFT TRUCKING | 100.00 | ART60102 | 8 PINE TREE | 6.00 |
| ART46806-3 | ROADRAILER-SWIFT-3 | 282.00 | ART60103 | 12 PINE TREE | 7.00 |
| ART46890 | COUPLER-MATE FOR ROADRLR | 20.00 | ART60197 | TURNTABLE FOR FIGURES | 40.00 |
| ART46950 | TRACK CLEANING CAR - ARISTO | 63.00 | ART60300 | TEDDY BEAR 2 JOINTED | 6.50 |
| ART46951 | TRACK CLEANING CAR - PRR | 63.00 | ART60301 | TEDDY BEAR JOINTED 8" | 6.50 |
| ART46952 | TRACK CLEANING CAR - B & O | 63.00 | ART60302 | TEDDY BEAR ENGINEER 2 | 6.50 |
| ART46954 | TRACK CLEANING CAR - ATSF | 63.00 | ART60303 | TEDDY BEAR CONDUCTOR 2 | 6.50 |
| ART50001P | 53' EVANS BOX CAR PURINA | 72.00 | ART60405 | SCRAP LOAD FOR GONDOLA | 17.00 |
| ART50002P | 53' EVANS BOX CAR ATSF | 72.00 | ART60407 | COAL LOAD 100 TON HOPPER | 22.00 |
| ART50003P | 53' EVANS BOX CARS CSX | 72.00 | ART62004 | SEATED PASSENGER #2 SET | 32.00 |
| ART50004P | 53' EVANS BOX CAR NORFOLK SO. | 72.00 | ART62009 | SPORTING PEOPLE SET | 32.00 |
| ART50005P | 53' EVANS BOX CAR B & M | 72.00 | ART62010 | PUBLIC SAFETY UNIFORMED SET | 32.00 |
| ART50009P | 53' EVANS BOX CAR CONRAIL | 72.00 | ART62011 | CONSTRUCTION WORKERS SET | 32.00 |
| ART50013P | 53' EVANS BOX CAR - FEC | 72.00 | ART62012 | CONSTRUCTION WORKERS #2 | 32.00 |
| ART50014P | 53' EVANS BOX CAR - WP | 72.00 | ART64001 | HOUSE ACCESS. SET | 18.00 |
| ART50015P | 53' EVANS BOX CAR - RAILBOX | 72.00 | ART64002 | PASSENGER STATION ACCESS. | 22.00 |
| ART50016P | 53' EVANS BOX CAR PAN AM | 72.00 | ART64003 | FRT. STATION ACCESSORIES | 18.00 |
| ART50094P | 53' EVANS BOX CAR BOISE CAS. | 72.00 | ART64004 | INDUSTRIAL ACCESSORY SET | 40.00 |
| ART50095P | 53' EVANS BOX CAR WILAMETTE | 72.00 | ART66002 | FLOCKED BABY ELEPHANT | 2.98 |
| ART50096P | 53' EVANS BOX CAR MTL | 72.00 | ART66006 | FLOCKED BEAR | 2.98 |
| ART60001 | SEATED TRAIN ENGINEER | 7.00 | ART66007 | FLOCKED LIONESS | 2.98 |
| ART60002 | TRAIN CONDUCTOR | 7.00 | ART66008 | FLOCKED GORILLA | 2.98 |
| ART60003 | TRAIN BRAKEMAN | 7.00 | ART66009 | FLOCKED WHITE TIGER | 2.98 |
| ART60004 | MAN IN SUIT | 7.00 | ART66010 | FLOCKED TIGER | 2.98 |
| ART60005 | WOMAN WITH HAT | 7.00 | ART66011 | FLOCKED LION | 2.98 |
| ART60006 | MAN WITH SATCHEL | 7.00 | ART66012 | FLOCKED ELEPHANT | 3.98 |
| ART60007 | MAN IN SHIRT | 7.00 | ART66013 | FLOCKED ZEBRA | 2.98 |
| ART60008 | PORTER IN WHITE JACKET | 7.00 | ART66014 | FLOCKED GIRAFFE | 2.98 |
| ART60009 | DINING CAR WAITER | 7.00 | ART70001 | ARISTO-CRAFT PIN | 3.15 |
| ART60010 | SOLDIER W/DUFFLE BAG | 9.00 | ART70002 | BUMPER STICKER - ARISTO-CRAFT | 2.00 |
| ART60011 | WOMAN CONDUCTOR | 7.00 | ART70007 | VIDEO - MAGIC OF VISTA PINES | 26.00 |
| ART60012 | SEATED PASSENGER MALE W/STICK | 9.00 | ART70009 | ARISTO BLINKING PIN | 3.15 |
| ART60013 | SEATED PASSENGER FEMALE | 7.00 | ART70010 | MOUSE PAD - ARISTO | 3.00 |
| ART60014 | SEATED PASSENGER CHILD/MALE | 7.00 | ART7100 | VICTORIAN TRAIN STATION | 110.00 |
| ART60015 | STATION MASTER | 7.00 | ART7102 | TRUSS BRIDGE 40 WOOD | 127.00 |
| ART60016 | TRAIN FIREMAN | 7.00 | ART7103 | WATER TOWER | 110.00 |
| ART60017 | SHEPHERD W/CAPE AND DOG | 9.00 | ART7104 | OVER & UNDER TRESTLE SET | 34.00 |
| ART60018 | CONDUCTOR WITH LANTERN | 7.00 | ART7105 | COVERED WAITING PLATFORM | 46.00 |
| ART60019 | SEATED MAN W/CIGAR | 7.00 | ART7106 | 12 PC.TRESTLE SET 8 1/2 | 27.00 |
| ART60020 | SEATED CHILD/GIRL | 7.00 | ART7110 | SIGNAL BRIDGE w/LIGHTS | 28.00 |
| ART60025 | SEATED SANTA ENGINEER | 7.00 | ART7114 | TRANSMISSION TOWERS (PAIR) | 35.00 |
| ART60026 | STANDING SANTA | 7.00 | ART7200 | THE PASSENGER DEPOT - BUILT-UP | 61.00 |
| ART60027 | HOBO W/POLE AND BAG | 9.00 | ART7201 | THE FREIGHT DEPOT - BUILT-UP | 61.00 |
| ART60028 | HOBO SEATED ON TREE STUMP | 9.00 | ART7203A | FARM HOUSE / WHITE w.GRN TRIM | 78.00 |
| ART60029 | HOBO - FAT KING OF THE ROAD | 9.00 | ART7203B | FARMHOUSE / TAN w.WHITE TRIM | 78.00 |
| ART60030 | USA FIREMAN | 7.00 | ART7204 | SIGNAL TOWER BUILT UP | 166.00 |
| ART60031 | POLICEMAN | 7.00 | ART7209 | CEMETARY SET #2 | 28.00 |
| ART60032 | STATE TROOPER | 7.00 | ART7210A | TRACT HOUSE BUILT UP WHITE | 142.00 |
| ART60034 | TEXAS RANGER | 7.00 | ART7212 | SAND TOWER | 142.00 |
| ART60035 | FARMER IN COVERALLS | 7.00 | ART7214 | GINGERBREAD HOUSE B.U.TAN | 142.00 |
| ART60036 | LUMBERJACK | 7.00 | ART7401 | FOAM PORTAL | 17.00 |
| ART60037 | WEST POINT CADET-MALE | 7.00 | ART7402 | DOUBLE PORTAL | 34.00 |
| ART60039 | US ARMY MARINE - MALE | 7.00 | ART7403 | WINGS FOR FOAM PORTALS | 66.00 |
| ART60040 | US ARMY SOLDIER-FEMALE | 7.00 | ART7404 | FOAM VIADUCT | 56.00 |
| ART60041 | US NAVY SAILOR-MALE | 7.00 | ART7405 | FOAM VIADUCT PIERS (2) | 34.00 |
| ART60042 | WOMAN WITH BABY | 7.00 | ART80199 | C-16 GEAR BOX/WHEELS | 80.00 |
| ART60043 | BRIDE | 7.00 | ART81001 | CLASSIC GONDOLA DRGW/RIO GRND | 40.00 |
| ART60044 | GROOM | 7.00 | ART81002 | CLASSIC GONDOLA COLO.& SO. | 40.00 |
| ART60045 | CLOWN #1 | 7.00 | ART81401 | CLASSIC COAL HOPPER RIO GRAND | 50.00 |
| ART60046 | CLOWN #2 | 7.00 | ART81402 | CLASSIC COAL HOPPER COLO.& SO | 50.00 |
| ART60047 | CLOWN #3 | 9.00 | ART82102 | CLASSIC LNG.CABOOSE CO.& SO | 95.00 |
| ART60048 | CLOWN #4 | 9.00 | ART82114 | CLASSIC LONG CABOOSE D&RGW RED | 95.00 |
| ART60049 | CLOWN #5 | 9.00 | ART84001 | BRASS RAIL CAR | 274.00 |
| ART60050 | ICE SKATER-MALE | 9.00 | ART84003 | BRASS RAIL BUS | 319.00 |
| ART60051 | ICE SKATER-FEMALE | 9.00 | ART84004 | BRASS PENNSY CABOOSE | 350.00 |
| ART60052 | ICE SKATER MAN W/SCARF | 9.00 | ART84198 | CD VIDEO OF LIVE STEAM | 5.00 |
| ART60054 | ICE SKATER-FEMALE W/SCARF | 9.00 | ART84199 | STEAM OIL 1 QT. | 10.00 |
| ART60055 | ICE SKATER-MALE RACER | 9.00 | ART86001 | CLASSIC BOXCAR(WOOD)RIO GRNDE | 50.00 |
| ART60056 | HOBO CATCHING GOOSE | 7.00 | ART86002 | CLASSIC BOXCAR(WOOD)CO.& SO | 50.00 |
| ART60057 | HOBO FAT QUEEN OF THE ROAD | 9.00 | ART86201 | CLASSIC REEFER(WOOD)RIO GRNDE | 55.00 |
| ART60058 | HOBO W/POLE RECLINING | 7.00 | ART86202 | CLASSIC REEFER(WOOD)CO.& SO. | 55.00 |
| ART60059 | U.S. AIRFORCE OFFICER W/BAG | 9.00 | ART86401 | CLASSIC FLTCARw/REEL RIO GRND | 50.00 |
| ART60060 | MALE SPORTSMAN W/GOLF CLUBS | 9.00 | ART86402 | CLASSIC FLTCARw/REEL CO.& SO | 50.00 |
| ART60061 | MALE SPORTSMAN W/TENNIS | 7.00 | ART86500 | LOG CAR | 70.00 |
| ART60062 | FEMALE W/TENNIS DRESS | 7.00 | ART89101 | FREIGHT TRUCK(PR.)W/O COUPLER | 22.00 |
| ART60063 | FEMALE W/BABY | 9.00 | ART89102 | TOOL SET W/6 PIECES | 9.00 |
| ART60065 | SEATED MALE ASLEEP | 7.00 | ART89103 | CABOOSE TRUCK W/METAL WHEELS | 39.00 |

| | | |
|----------|--------------------------------|--------|
| ART89200 | COUPLER-KNUCKLE/PAIR | 9.00 |
| ART9000 | PARTS BOOK-EXPLODED VIEW | 6.00 |
| ART92002 | 2002/3 CATALOG | 6.00 |
| ART92005 | 2005 COLOR CATALOG | 6.00 |
| ART92006 | 2006-7 CATALOG | 7.00 |
| ART92808 | PETERBILT FLAT BED 1/28 | 110.00 |
| CRE0001 | GRAIN OF WHEAT 12V CLEAR | 40.00 |
| CRE0002 | GRAIN OF WHEAT 12V RED | 40.00 |
| CRE0004 | GRAIN OF WHEAT 12 V AMBER | 40.00 |
| CRE0005 | GRAIN OF WHEAT 4 ASST COLORS | 40.00 |
| CRE00072 | MICRO SWITCH | 1.25 |
| CRE0010 | GRAIN OF RICE BULBS CLEAR (40) | 40.00 |
| CRE0011 | GRAIN OF RICE 10EA. CRGA (40) | 40.00 |
| CRE29433 | 8.4V NIMH BATTERY 200MA | 8.00 |
| CRE29601 | CREST- SMOKE FLUID 4 OZ. | 3.50 |
| CRE29602 | CONDUCTIVE GREASE 2 OZ. | 6.00 |
| CRE29603 | CREST - LUBE - OIL 1.125 OZ. | 4.00 |
| CRE29606 | CONDUCTIVE GREASE 4 OZ. | 11.00 |
| CRE55000 | TRAIN ENGINEER SET DCC-RC | 250.00 |
| CRE55001 | TRAIN ENGINEER RECEIVER | 50.00 |
| CRE55002 | H.O. TRAIN ENG RX 6 PACK | 200.00 |
| CRE55003 | H.O. TRAIN ENGINEER TX | 200.00 |
| CRE55004 | RECEIVER 2 PACK | 90.00 |
| CRE55402 | POWER PACK FOR 220 V | 72.00 |
| CRE55452 | TRACK TO PACK CONNECTOR HEAVY | 5.25 |
| CRE55453 | TRACK TO PACK CONNECTOR 75' | 4.25 |
| CRE55465 | ELITE DUAL VOLTAGE POWER SUPP | 170.00 |
| CRE55474 | DC/RC WIRELESS ACCESS SWITCH | 61.00 |
| CRE55475 | DC/RC 5 SWITCH RX | 66.00 |
| CRE55493 | GEL CELL BATTERY 6V 3.2 AMP x3 | 44.00 |
| CRE55494 | CHARGER FOR GEL CELLS | 77.00 |
| CRE55495 | ADD ON ACCESS. BOARD FOR 5491 | 50.00 |
| CRE55499 | FAN FOR 55471 ABOVE 5 AMPS | 17.00 |
| CRE55601 | AUTO CUTOFF FOR GELL BATTERY | 13.00 |
| CRE55602 | WIRE HARNESS FOR BATTERY SET | 8.50 |
| CRE55610 | LI-ON BATTERY 2AMP 21.5V | 72.00 |
| CRE55611 | Y PLUG FOR BATTERY PARALLEL | 5.50 |
| CRE55621 | ADAPTOR PLUG FOR LI-ON BAT CHG | 2.50 |
| CRE55622 | PLUG ADAPTOR FOR 55620 for Eur | 2.00 |
| CRE56802 | ON BOARD VIDEO CAMERA | 100.00 |
| CREFA130 | CERMAG MOTORS | 2.50 |
| CRERE140 | CERMAG MOTOR | 2.50 |
| CRERE260 | CERMAG MOTOR | 3.00 |
| CRERE280 | CERMAG MOTOR | 3.00 |
| CRERS540 | CERMAG MOTOR | 15.00 |
| CRERS550 | CERMAG MOTOR | 19.00 |
| SJ10206 | WIRE CONNECTOR | 5.00 |
| SJ10606 | BALL HEX DRIV ER 3" | 3.30 |
| SJ10706 | 6" BALL HEX DRIV ER | 3.90 |
| SJ40029 | OVER RAIL CLAMP BRASS(50pcs) | 102.50 |
| SJ40045 | BRASS OVER JOINER CLAMP(10)pc) | 21.00 |
| SJ40059 | RAIL CLAMP BRASS (50 pcs) | 97.50 |
| SJ40181 | EXPANSION CLAMP BRASS(1 PR) | 9.20 |
| SJ40282 | POWER CLAMP (2 PCS) | 2.90 |
| SJ60181 | EXPANSION CLAMP SS | 13.20 |
| SJ60272 | DOUBLE CLAMP SS (2 PCS) | 12.00 |
| SJ80312 | RAIL CLAMP INSUL.FOR BRASS 2PC | 4.00 |
| SJ80562 | PLASTIC CLAMP FOR SS(2 PCS) | 5.60 |

New Arrivals

NEW ARRIVALS AS OF JANUARY 30, 2007

| | | |
|-----------------|-------------------------------|--------|
| ART31001 | SIERRA COACH - PRR | 105.00 |
| ART31001-3 | SIERRA PASS.SET 3 CARS PRR | 315.00 |
| ART31002 | SIERRA OOACH - B&O | 105.00 |
| ART31002-3 | SIERRA PASS SET 3 CARS B&O | 315.00 |
| ART31004 | SIERRA COACH - D&RGW | 105.00 |
| ART31004-3 | SIERRA PASS.SET 3 CARS D&RGW | 315.00 |
| ART31005 | SIERRA COACH - ATSF | 105.00 |
| ART31005-3 | SIERRA PASS.SET 3 CARS ATSF | 315.00 |
| NOW W/O BRUSHES | | |
| ART22501C | LIL'CRITTER W/CABOOSE PRR | 120.00 |
| ART22502C | LIL'CRITTER W/CABOOSE B&O | 120.00 |
| ART22503C | LIL'CRITTER W/CABOOSE UP | 120.00 |
| ART22505C | LIL'CRITTER W/CABOOSE ATSF | 120.00 |
| ART22506C | LIL'CRITTER W/CABOOSE D&RGW | 120.00 |
| ART42104 | LONG CABOOSE - PRR | 105.00 |
| ART42109 | LONG CABOOSE - B&O | 105.00 |
| ART42114 | LONG CABOOSE - NYC | 105.00 |
| ART42115 | LONG CABOOSE - CP | 105.00 |
| ART42123 | LONG CABOOSE - READING | 105.00 |
| ART42126 | LONG CABOOSE - WM | 105.00 |
| ART60026 | FIGURE STANDING SANTA | 7.00 |
| ART60064 | FIGURE SEATED MALE READING | 7.00 |
| ART60066 | FIGURE FEMALE SEWING | 7.00 |
| ART60085 | FIGURE SEATED YOUNG WOMAN | 7.00 |
| ART31651 | *STD.HVY.WHT. BAGGAGE PRR | 230.00 |
| ART31652 | *STD.HVY.WHT. BAGGAGE B&O | 230.00 |
| ART31655 | *STD.HVY.WHT. BAGGAGE SO.RWY | 230.00 |
| ART31657 | *STD.HVY.WHT. BAGGAGE NYC | 230.00 |
| ART31658 | *STD.HVY.WHT. BAGGAGE UP | 230.00 |
| ART31659 | *STD.HVY.WHT BAGGAGE D&RGW | 230.00 |
| ART31660 | *STD.HVY.WHT. BAGGAGE SP | 230.00 |
| ART28301RC | LIL'CRITTER SETPRR | 280.00 |
| ART28302RC | LIL'CRITTER SET ATSF | 280.00 |
| ART28303RC | LIL'CRITTER SET UP | 280.00 |
| ART30310 | US SWITCH REM RIGHT | 44.00 |
| ART30500 | US EXTENDER SET | 50.00 |
| ART11500 | EURO CURVED TRACK 5' DIAMETER | 61.00 |
| ART11802 | EURO CURVED TRACK 12.5 DIA. | 152.00 |
| ART7101 | COVERED BRIDGE B.U. | 50.00 |
| ART7106 | 12 PC TRESTLE SET8 1/2" | 27.00 |
| ART7203C | FARM HOUSE B.U. BLUE | 78.00 |
| ART7203D | FARM HOUSE B.U. YELLOW | 78.00 |
| ART11906 | G GAUGE TRACK GAUGE | 10.50 |
| CRE55400 | POWER PACK 1.8 AMP | 55.50 |
| CRE55401 | CONTROLLER 10 AMP | 66.00 |
| ART11215 | EURO SWITCH REM. LEFT | 44.00 |
| ART29006 | *PRIME MOVER COAL SET BNSF | 844.00 |
| ART29123B | BALL BEARING WHEEL SET | 42.00 |
| ART29109 | HWT. PASS. TRUCK | 39.00 |
| ART29198 | KNUCKLE COUPLERS (100) | 331.00 |
| ART29200 | KNUCKLE COUPLER PR. | 9.00 |
| ART29311 | SMOKE UNIT PRIME MOVER | 39.00 |
| ART29405 | RUBBER TIRES DIESEL | 4.50 |
| ART29950 | TRACK CLEANER PAD | 5.50 |

NEW ARRIVALS AS OF 1-07-07

| | | |
|-----------|------------------------------|--------|
| CRE55491 | ONBOARD TRAIN ENGINEER RX 75 | 144.00 |
| ART11005 | BRASS FLEX RAIL (12) | 173.00 |
| ART11006 | BRASS FLEX RAIL (24) | 346.00 |
| ART11903 | RAIL LOCK (6) | 6.30 |
| ART20100 | SS CURVED TRACK 4' DIAM | 59.00 |
| ART29111B | METAL WHL SET BLACK | 22.00 |
| ART29111D | * METAL WHL SET FOR 53' CARS | 22.00 |
| ART29112 | FRT.CAR MTL SPRINGS BLK 50) | 4.50 |
| ART30300 | SWITCH MANUALRIGHT USA | 28.00 |
| ART30350 | SWITCH MANUAL LEFT USA | 28.00 |
| ART31301 | STD.HVY.WHT.COACH PRR | 230.00 |
| ART31311 | STD.HVY.WHT.COACH ATSF | 230.00 |
| ART20035 | SS FLEX RAIL 8' (12) | 203.00 |
| ART31801 | STD.HVY.WHT.PULLMAN PRR | 230.00 |
| ART31811 | STD.HVY.WHT.PULLMAN ATSF | 230.00 |
| ART31901A | STD.HVY.WHT. ASST.PRR | 920.00 |
| ART31911A | STD.HVY.WHT.ASST. ATSF | 920.00 |

Please Note

The In-Stock List lists products listed as on-hand in the computerized inventory database on the date listed with the In-Stock List and is only accurate for that date. The In-Stock List includes all products including but not limited to product for sale, factory samples, show samples, and product held for customers. We can not guarantee all product listed as in-stock is available for sale or distribution.

For periodically updated lists and new item information please visit the Aristo-Craft webpage www.aristocraft.com.